



US00D826111S

(12) **United States Design Patent** (10) **Patent No.:** **US D826,111 S**
DiCanzio (45) **Date of Patent:** **** Aug. 21, 2018**

(54) **PAIR OF AUTOMOBILE FRONT BUMPER SPLITTERS**

(71) Applicant: **Turn 5, Inc.**, Malvern, PA (US)

(72) Inventor: **Michael DiCanzio**, West Chester, PA (US)

(73) Assignee: **Turn 5, Inc.**, Paoli, PA (US)

(**) Term: **15 Years**

(21) Appl. No.: **29/601,960**

(22) Filed: **Apr. 27, 2017**

(51) **LOC (11) Cl.** **12-16**

(52) **U.S. Cl.**
USPC **D12/169**

(58) **Field of Classification Search**
USPC D12/86-92, 163-172
CPC B60R 19/18; B60R 19/24; B60R 19/44;
B60R 19/48; B60R 19/56; B60R
2019/527; B60R 2019/1886; B62D
25/0845

See application file for complete search history.

(56) **References Cited**

U.S. PATENT DOCUMENTS

D567,157 S *	4/2008	Hutchins	D12/169
D624,471 S *	9/2010	Green	D12/169
8,210,600 B1 *	7/2012	Verhee	B62D 35/005 296/180.1
D753,036 S *	4/2016	Curic	D12/169
D773,364 S *	12/2016	Yoshimine	D12/190
D773,964 S *	12/2016	Lewis	D12/169
D813,118 S *	3/2018	Yates	D12/169
2012/0292943 A1 *	11/2012	Danev	B62D 35/005 296/180.1
2015/0145280 A1 *	5/2015	Kabbes	B62D 35/005 296/180.1
2015/0210324 A1 *	7/2015	Kojima	B62D 35/005 296/180.1
2015/0232138 A1 *	8/2015	Parry-Williams	B62D 35/02 296/180.5

* cited by examiner

Primary Examiner — Darlington Ly

(74) *Attorney, Agent, or Firm* — Schott, P.C.

(57) **CLAIM**

The ornamental design for a pair of automobile front bumper splitters, as shown and described.

DESCRIPTION

FIG. 1 is a top, front, and right side perspective view of a pair of automobile front bumper splitters showing my new design installed in an exemplary automobile;

FIG. 2 is a top, front, and right side perspective view of the right side bumper splitter;

FIG. 3 is a top, front, and left side perspective view of the left side bumper splitter;

FIG. 4 is a front elevation view of the right side bumper splitter, to which the left side bumper splitter is a mirror image thereof;

FIG. 5 is a rear elevation view of the right side bumper splitter, to which the left side bumper splitter is a mirror image thereof;

FIG. 6 is a right side elevation view of the right side bumper splitter, to which the left side bumper splitter is a mirror image thereof;

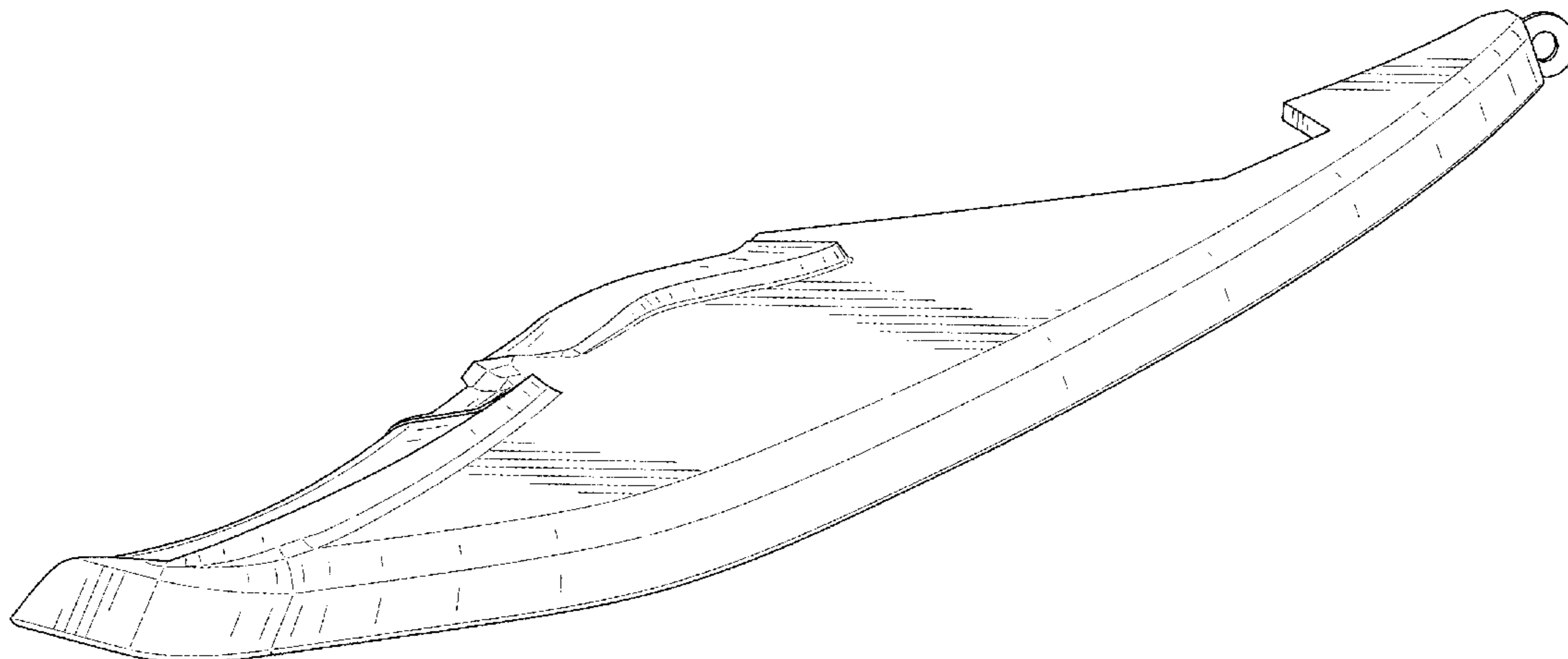
FIG. 7 is a left side elevation view of the right side bumper splitter, to which the left side bumper splitter is a mirror image thereof;

FIG. 8 is a top plan view of the right side bumper splitter, to which the left side bumper splitter is a mirror image thereof; and,

FIG. 9 is a bottom plan view of the right side bumper splitter, to which the left side bumper splitter is a mirror image thereof.

The broken line showing of an automobile is provided for the purpose of illustrating environmental structure and forms no part of the claimed design.

1 Claim, 7 Drawing Sheets



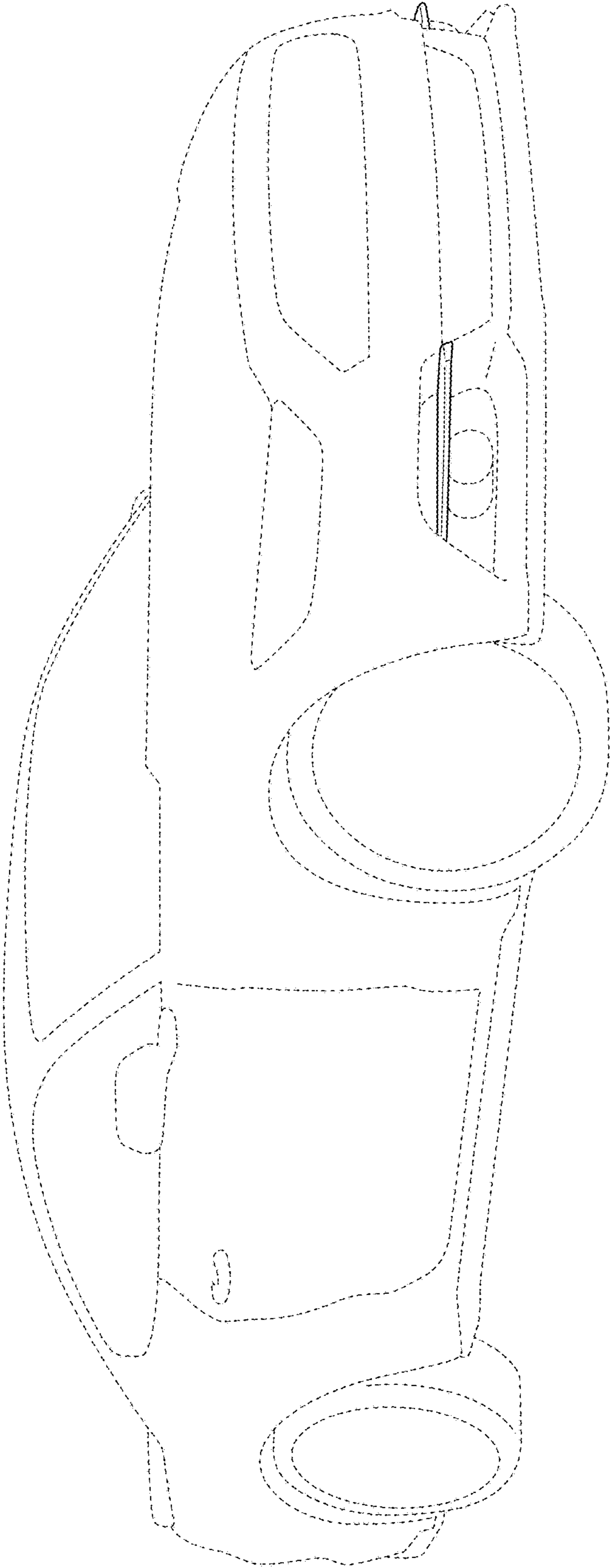


FIG. 1

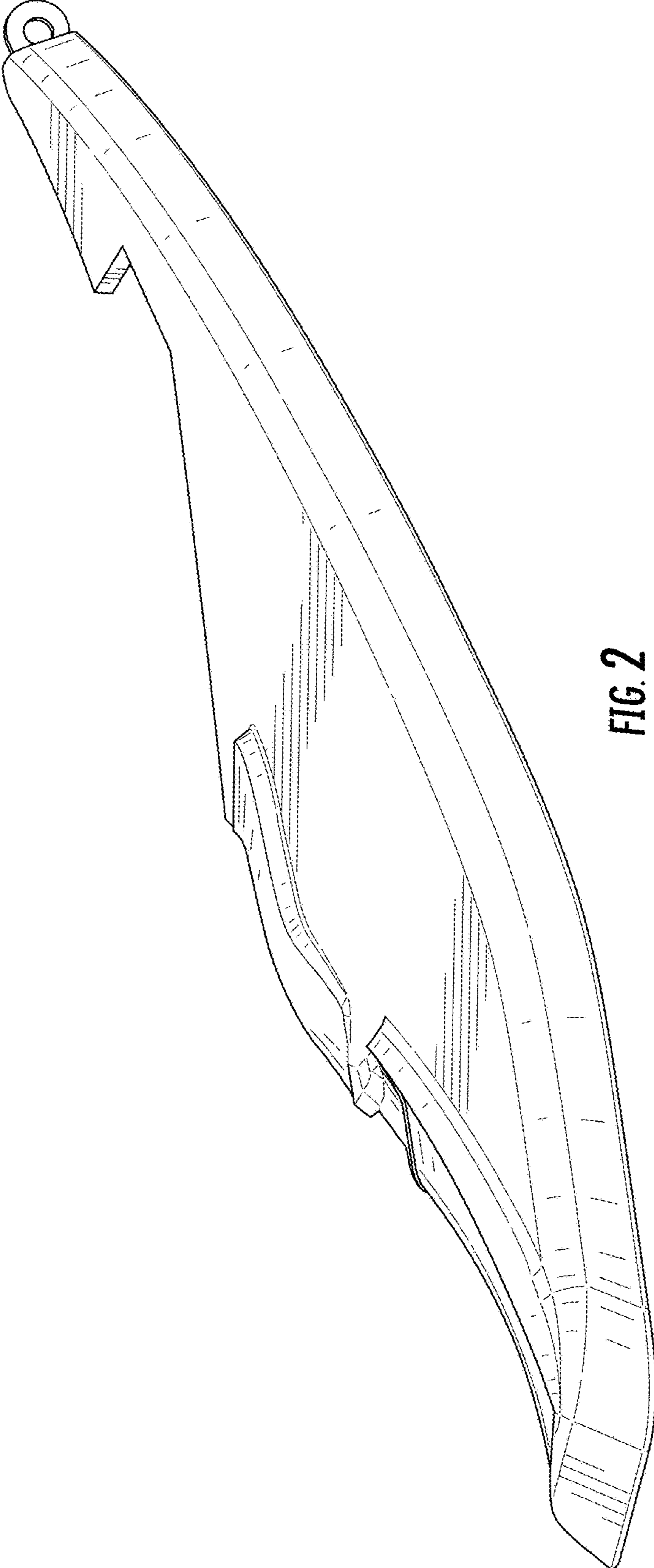


FIG. 2

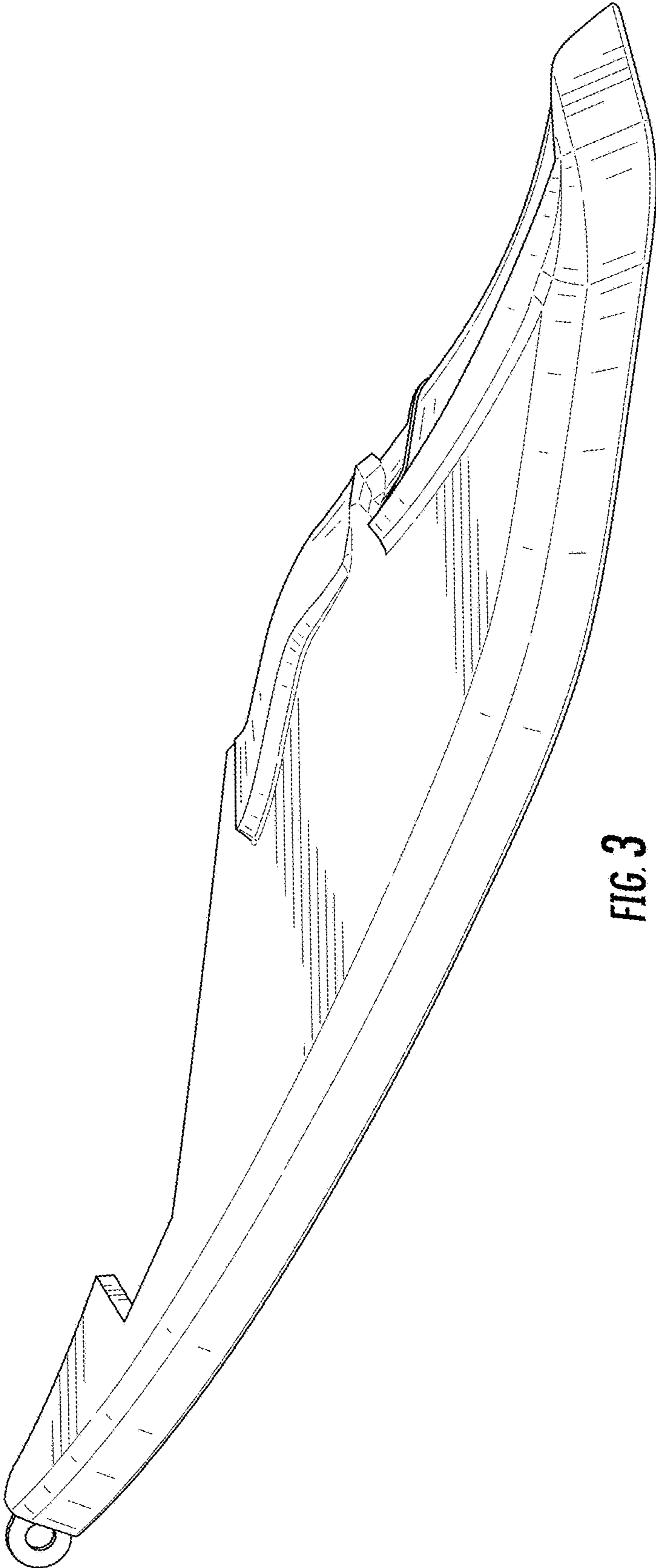


FIG. 3

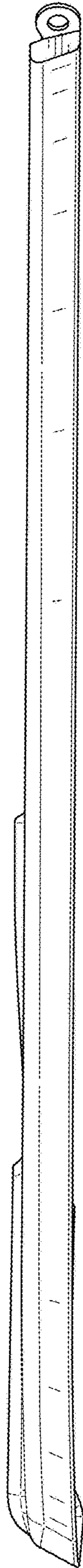


FIG. 4

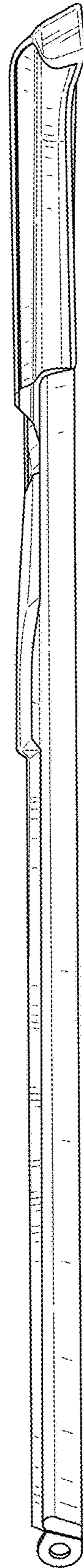


FIG. 5

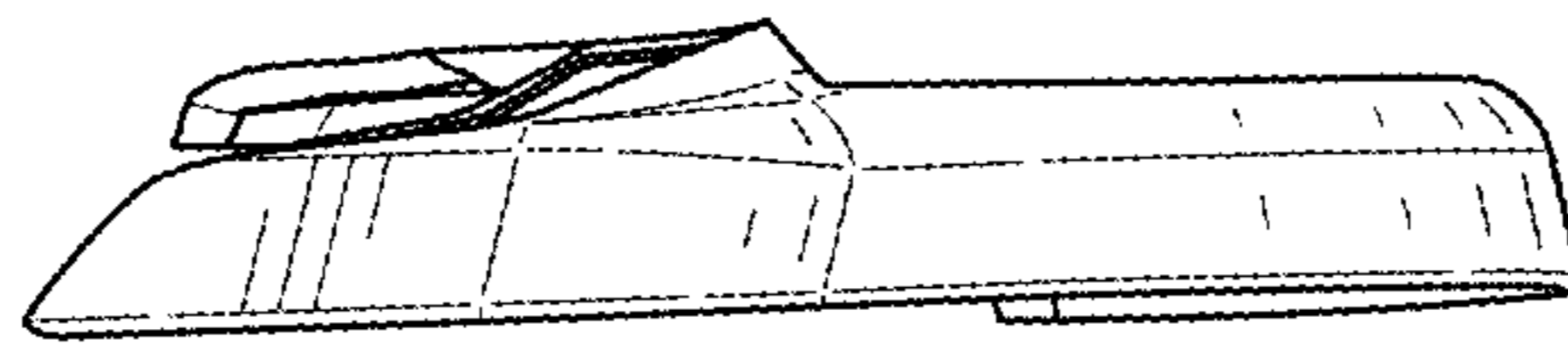


FIG. 6

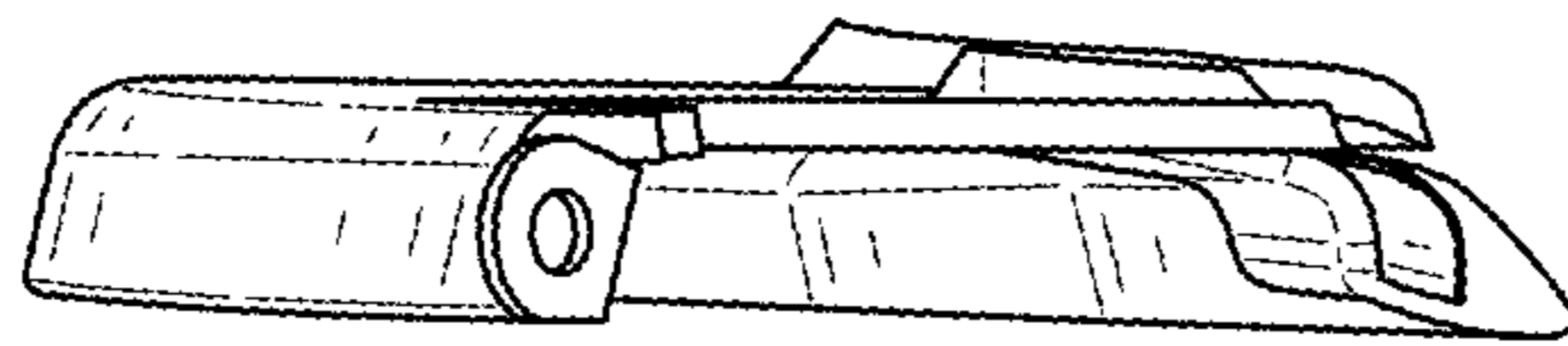


FIG. 7

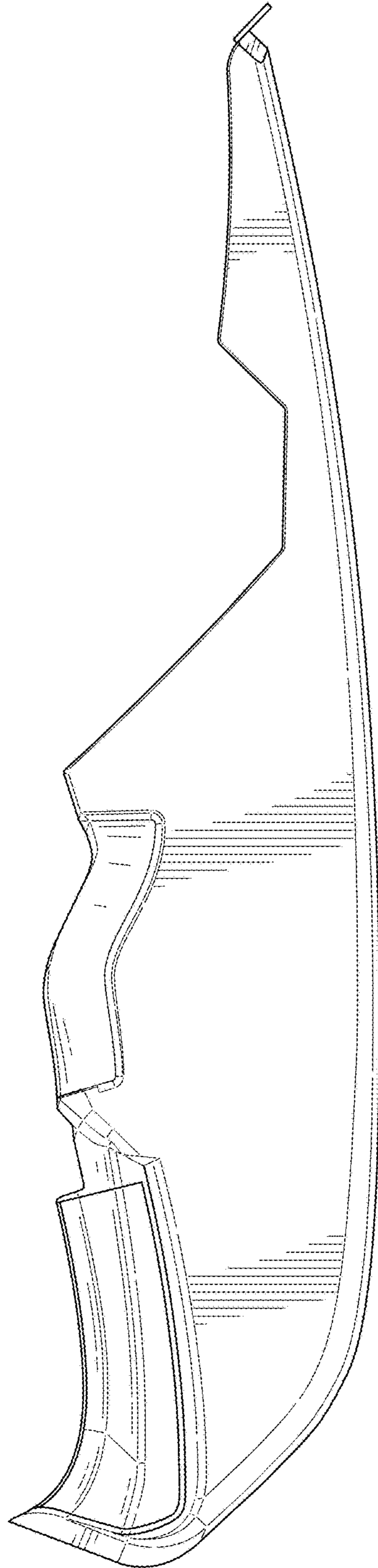


FIG. 8

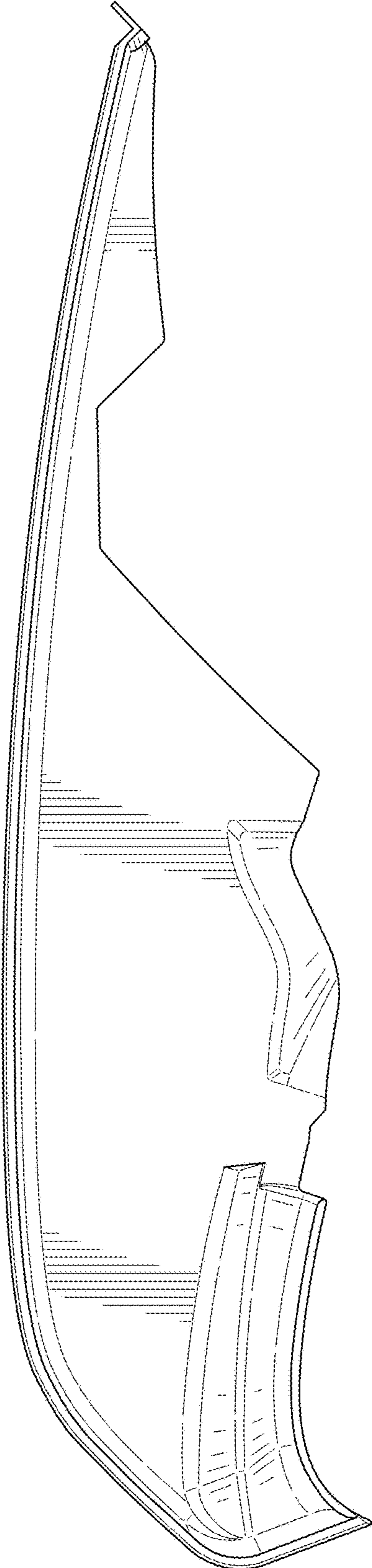


FIG. 9