



US00D826110S

(12) **United States Design Patent**
Kanai

(10) **Patent No.:** **US D826,110 S**

(45) **Date of Patent:** **** Aug. 21, 2018**

(54) **FRONT BUMPER FOR AN AUTOMOBILE**

(71) Applicant: **HONDA MOTOR CO., LTD.**, Tokyo
(JP)

(72) Inventor: **Norishige Kanai**, Wako (JP)

(73) Assignee: **HONDA MOTOR CO., LTD.**, Tokyo
(JP)

(**) Term: **15 Years**

(21) Appl. No.: **29/601,946**

(22) Filed: **Apr. 27, 2017**

(30) **Foreign Application Priority Data**

Nov. 4, 2016 (JP) 2016-024011

(51) **LOC (11) Cl.** **12-16**

(52) **U.S. Cl.**
USPC **D12/169**

(58) **Field of Classification Search**

USPC D12/169, 216, 90-92, 86, 171, 196, 163;
293/102, 113, 115, 117, 120; 296/180.1,
296/180.2

CPC B60R 19/02; B60R 19/04; B62D 25/08
See application file for complete search history.

(56) **References Cited**

U.S. PATENT DOCUMENTS

D626,469 S * 11/2010 Yanase D12/169
D626,473 S * 11/2010 Mueller D12/169
D708,997 S * 7/2014 Koizumi D12/169
D717,703 S * 11/2014 Munson D12/169
D718,677 S * 12/2014 Whang D12/169

D745,446 S * 12/2015 Takahashi D12/169
D749,997 S * 2/2016 McMahan D12/169
D760,130 S * 6/2016 Arroba D12/169
D760,132 S * 6/2016 Choi D12/169
D760,631 S * 7/2016 Choi D12/169
D770,950 S * 11/2016 Bucher D12/169
D773,349 S * 12/2016 Munakata D12/169
D775,010 S * 12/2016 Kim D12/169
D781,190 S * 3/2017 Choi D12/169
D789,846 S * 6/2017 Curic D12/169
D793,926 S * 8/2017 Potter D12/169
D800,035 S * 10/2017 Takamatsu D12/169
D805,448 S * 12/2017 Chung D12/169
D811,288 S * 2/2018 Bucher D12/169

* cited by examiner

Primary Examiner — Melody N Brown

(74) *Attorney, Agent, or Firm* — Westerman, Hattori,
Daniels & Adrian, LLP

(57) **CLAIM**

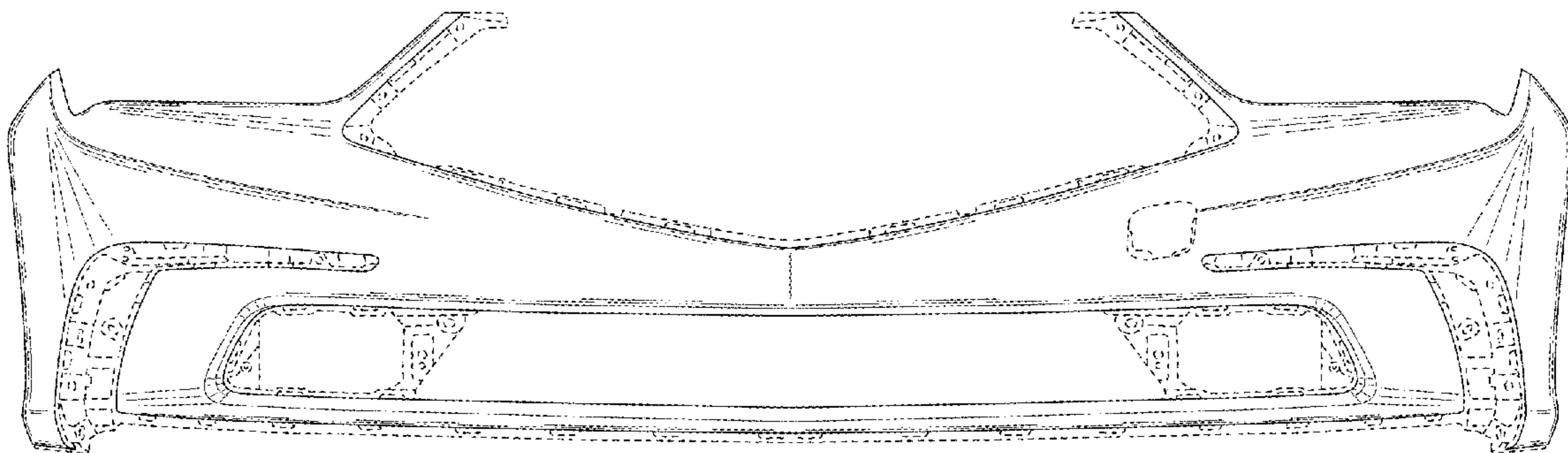
The ornamental design for a front bumper for an automobile,
as shown and described.

DESCRIPTION

FIG. 1 is a front and left side perspective view of a front
bumper for an automobile showing my new design;
FIG. 2 is a front elevational view thereof;
FIG. 3 is a top plan view thereof;
FIG. 4 is a left side elevational view thereof;
FIG. 5 is a bottom plan view thereof; and,
FIG. 6 is a right side elevational view thereof.

The broken lines in the drawings illustrate portions of the
front bumper for an automobile that form no part of the
claimed design.

1 Claim, 6 Drawing Sheets



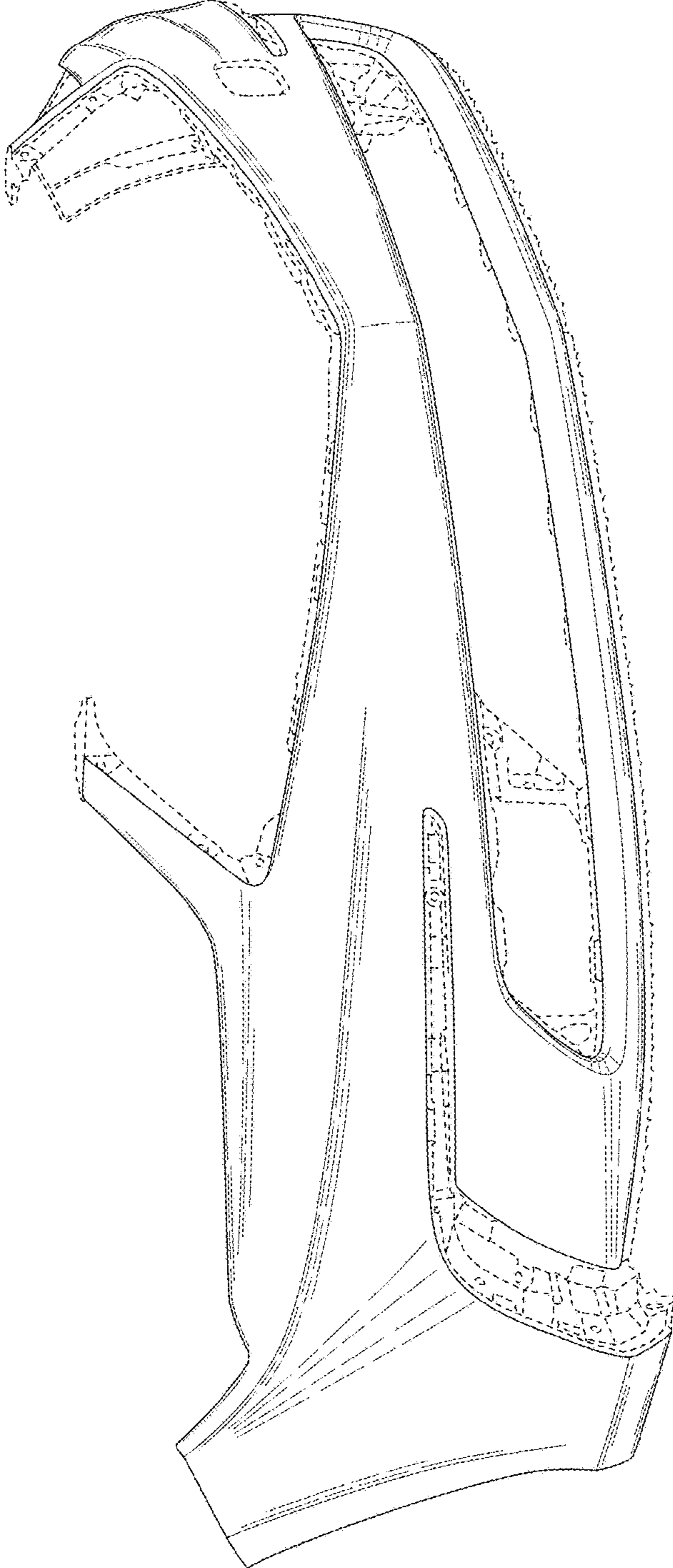


FIG.1

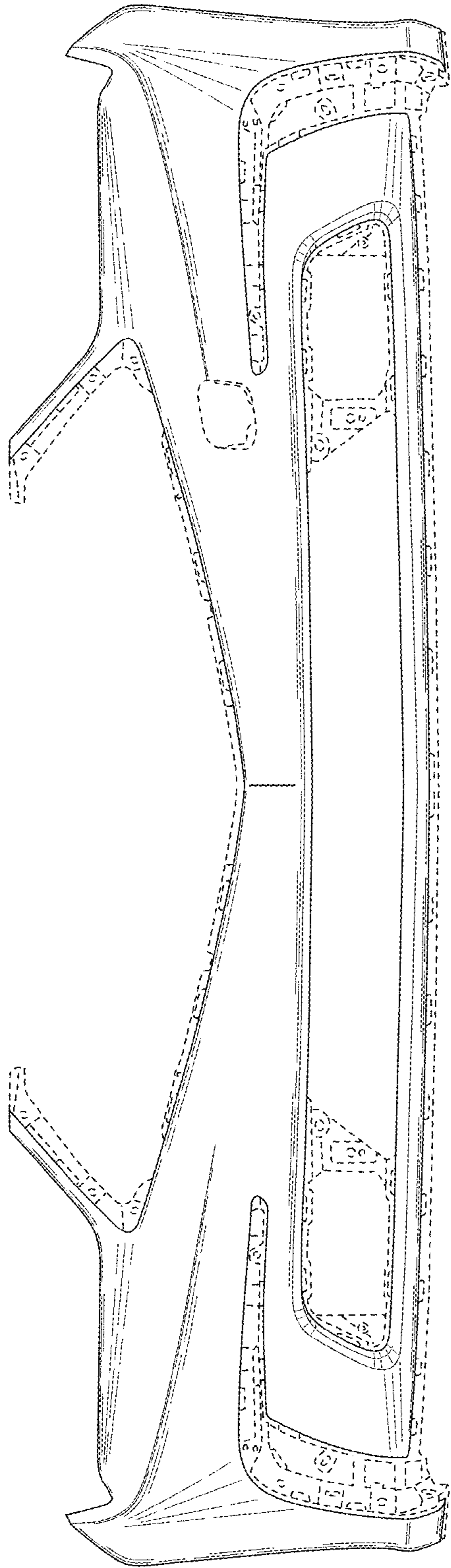


FIG.2

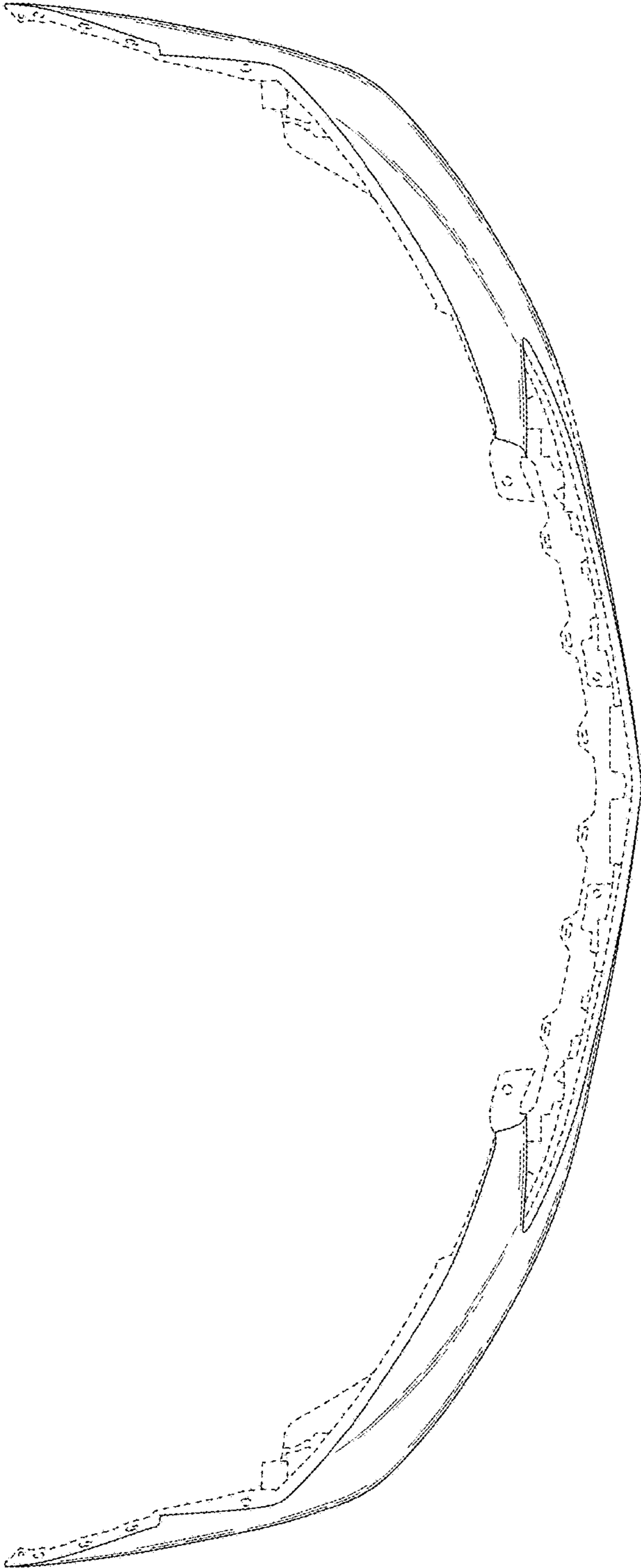


FIG.3

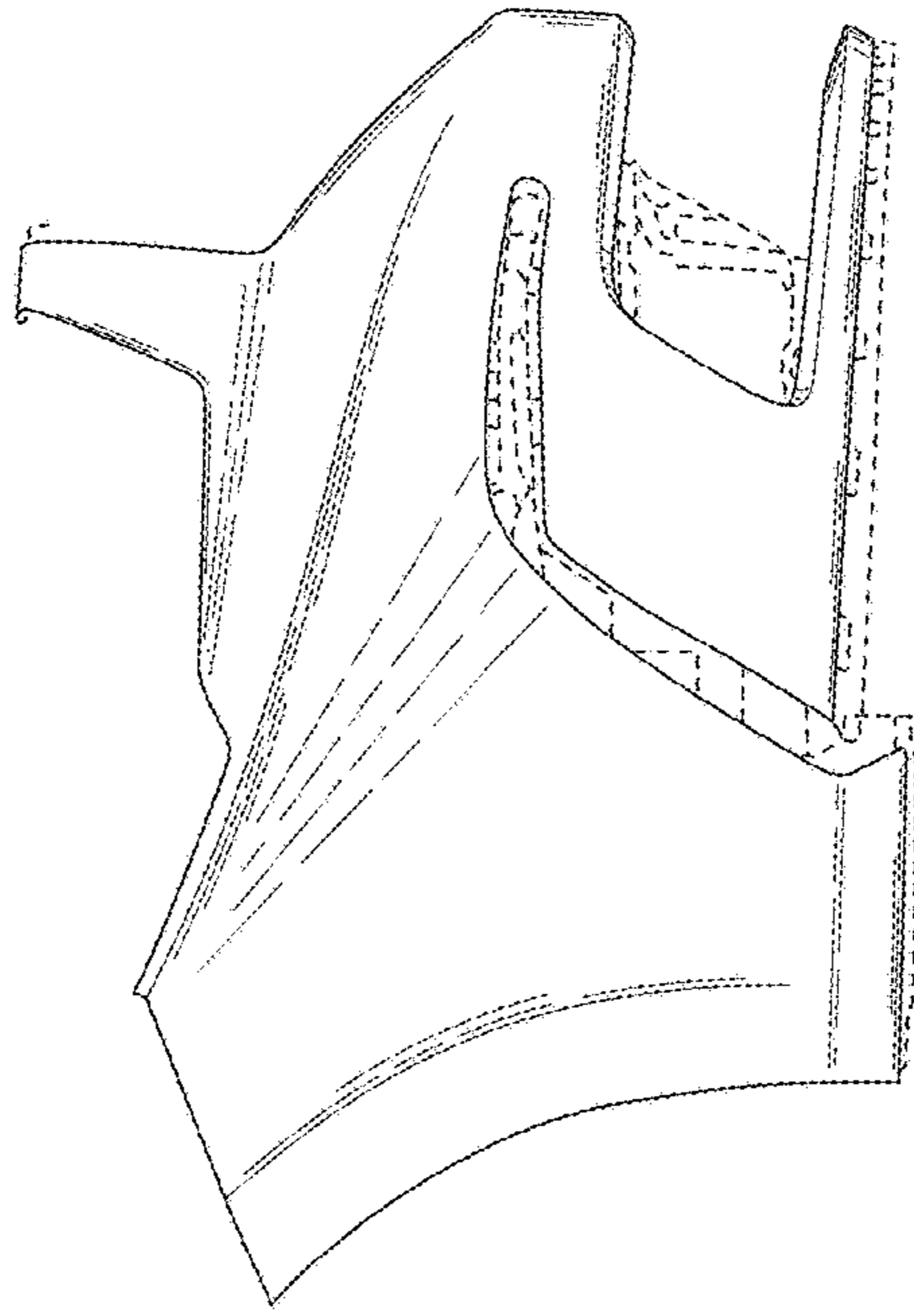


FIG.4

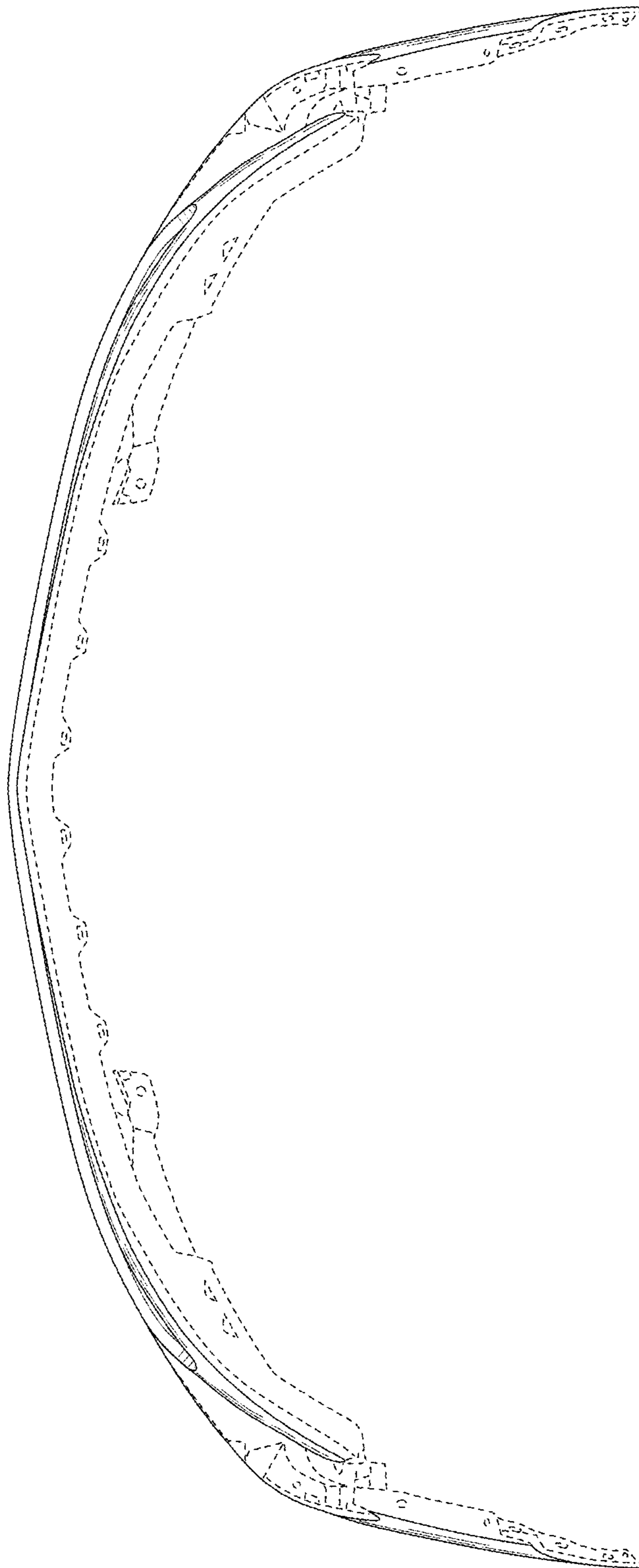


FIG.5

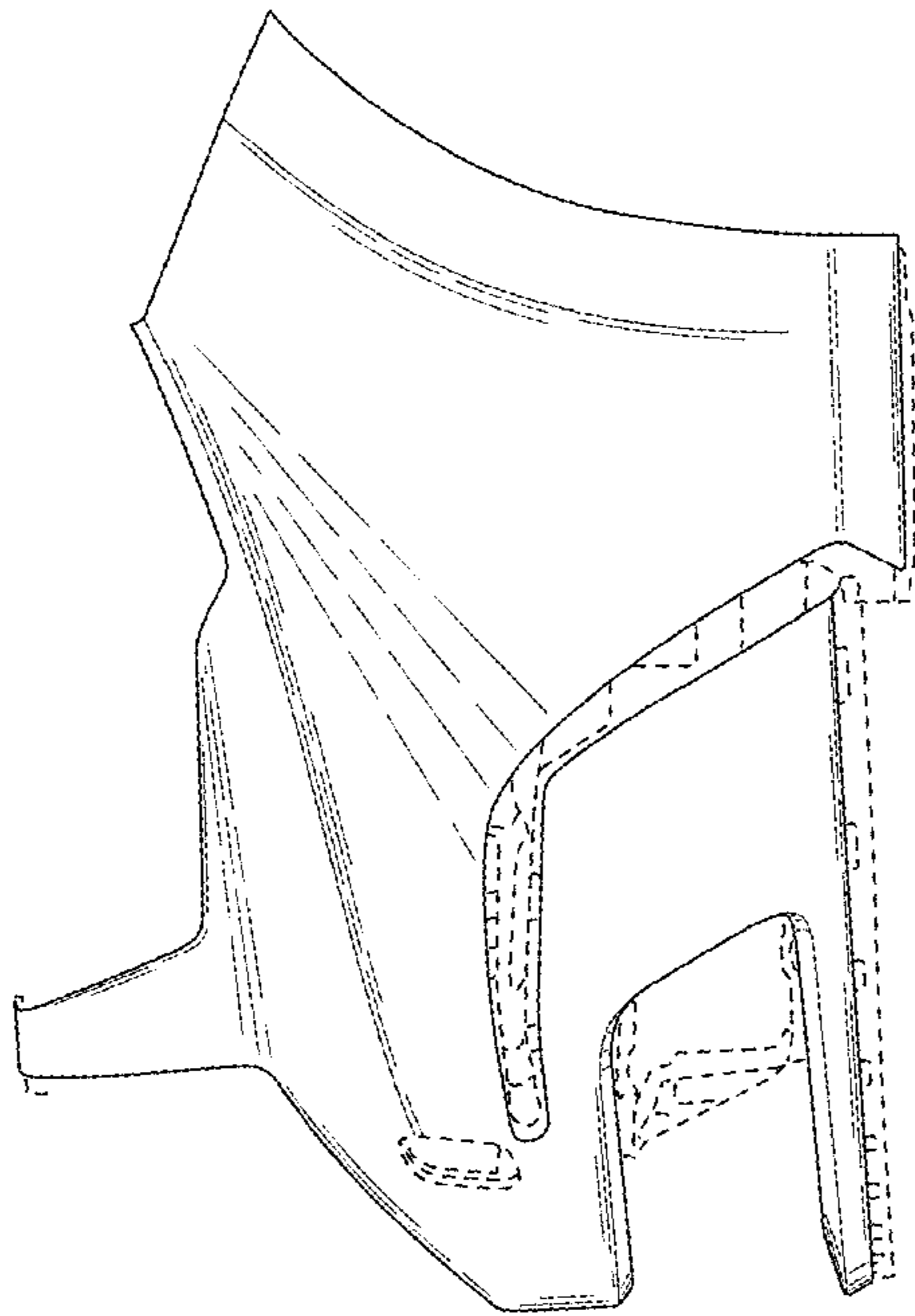


FIG.6