



US00D826092S

(12) **United States Design Patent**  
**Manzoni**

(10) **Patent No.:** **US D826,092 S**

(45) **Date of Patent:** **\*\* Aug. 21, 2018**

(54) **CAR, TOY REPLICA AND/OR OTHER REPLICAS**

(71) Applicant: **Ferrari S.p.A.**, Modena (IT)

(72) Inventor: **Flavio Manzoni**, Maranello (IT)

(73) Assignee: **Ferrari S.p.A.**, Modena (IT)

(\*\*) Term: **15 Years**

(21) Appl. No.: **29/592,798**

(22) Filed: **Feb. 2, 2017**

(30) **Foreign Application Priority Data**

Aug. 5, 2016 (EM) ..... 003332824  
Aug. 5, 2016 (EM) ..... 003332857

(51) **LOC (11) Cl.** ..... **12-08**

(52) **U.S. Cl.**  
USPC ..... **D12/92**

(58) **Field of Classification Search**  
USPC ..... D12/86, 90-92, 88; D21/421, 433, 434;  
296/181.1, 181.5  
CPC ..... B62D 35/00; B62D 25/00; B62D 25/06;  
B62D 33/00  
See application file for complete search history.

(56) **References Cited**

**U.S. PATENT DOCUMENTS**

D727,212 S \* 4/2015 Menegon ..... D12/92  
D741,753 S \* 10/2015 Perini ..... D12/92

D745,439 S \* 12/2015 Manzoni ..... D12/92  
D753,548 S \* 4/2016 Gilles ..... D12/92  
D753,549 S \* 4/2016 Manzoni ..... D12/88  
D755,674 S \* 5/2016 Perini ..... D12/92  
D767,446 S \* 9/2016 Stephenson ..... D12/88  
D768,035 S \* 10/2016 Goto ..... D12/88  
D774,415 S \* 12/2016 Menegon ..... D12/88  
D780,063 S \* 2/2017 Stephenson ..... D12/88  
D781,747 S \* 3/2017 Stephenson ..... D12/88  
D781,748 S \* 3/2017 Manzoni ..... D12/88  
D781,749 S \* 3/2017 Perini ..... D12/88  
D788,642 S \* 6/2017 Manzoni ..... D12/88  
D801,227 S \* 10/2017 Stephenson ..... D12/88

\* cited by examiner

*Primary Examiner* — Melody N Brown

(74) *Attorney, Agent, or Firm* — Cowan, Liebowitz & Latman, P.C.

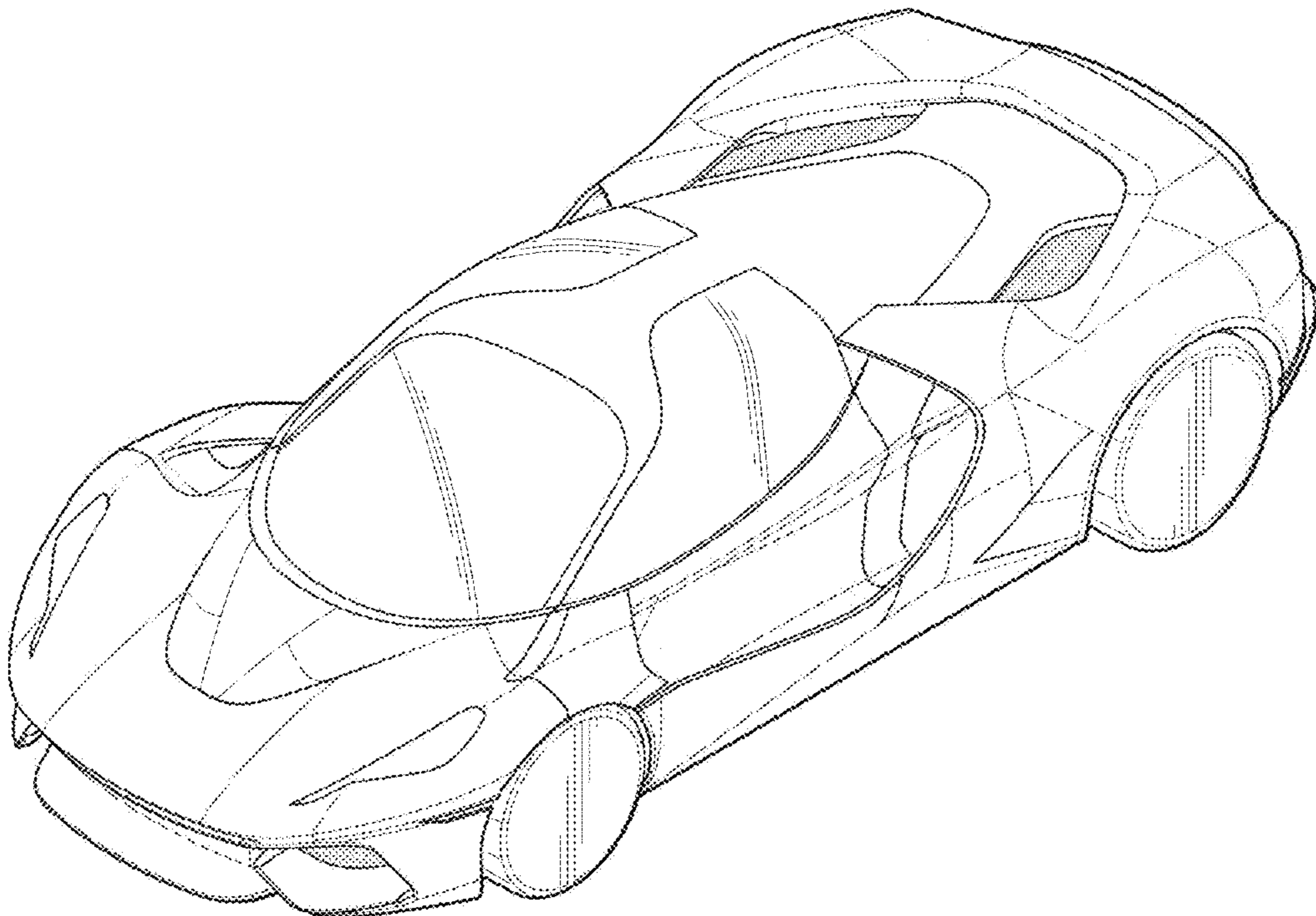
(57) **CLAIM**

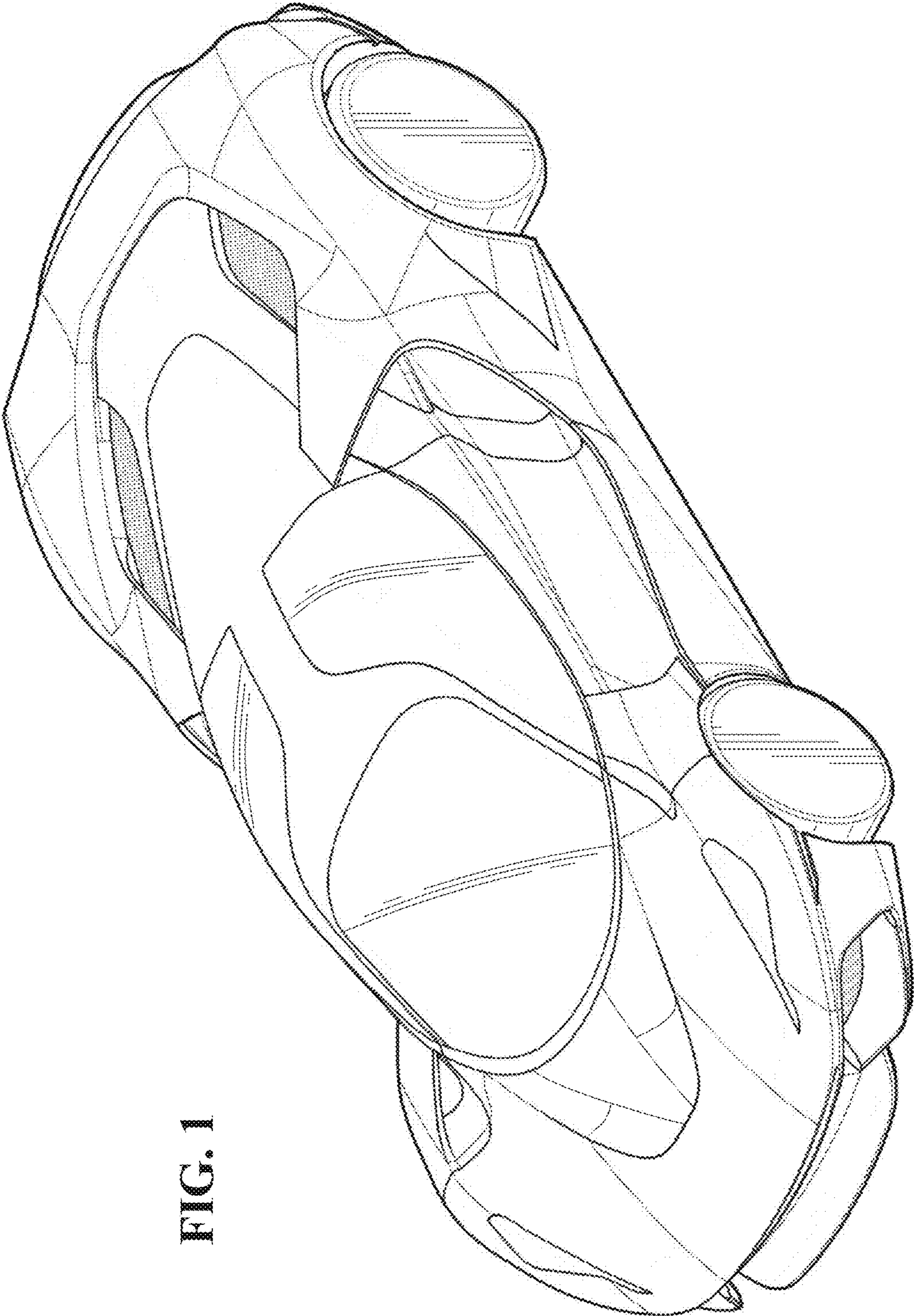
The ornamental design for a car, toy replica and/or other replicas, as shown and described.

**DESCRIPTION**

FIG. 1 is a front perspective view of a car, toy replica and/or other replicas showing my new design;  
FIG. 2 is a rear perspective view thereof;  
FIG. 3 is a front view thereof;  
FIG. 4 is a rear view thereof;  
FIG. 5 is a side elevational view, the opposite side is a mirror image thereof; and,  
FIG. 6 is a top plan view thereof.

**1 Claim, 6 Drawing Sheets**





**FIG. 1**



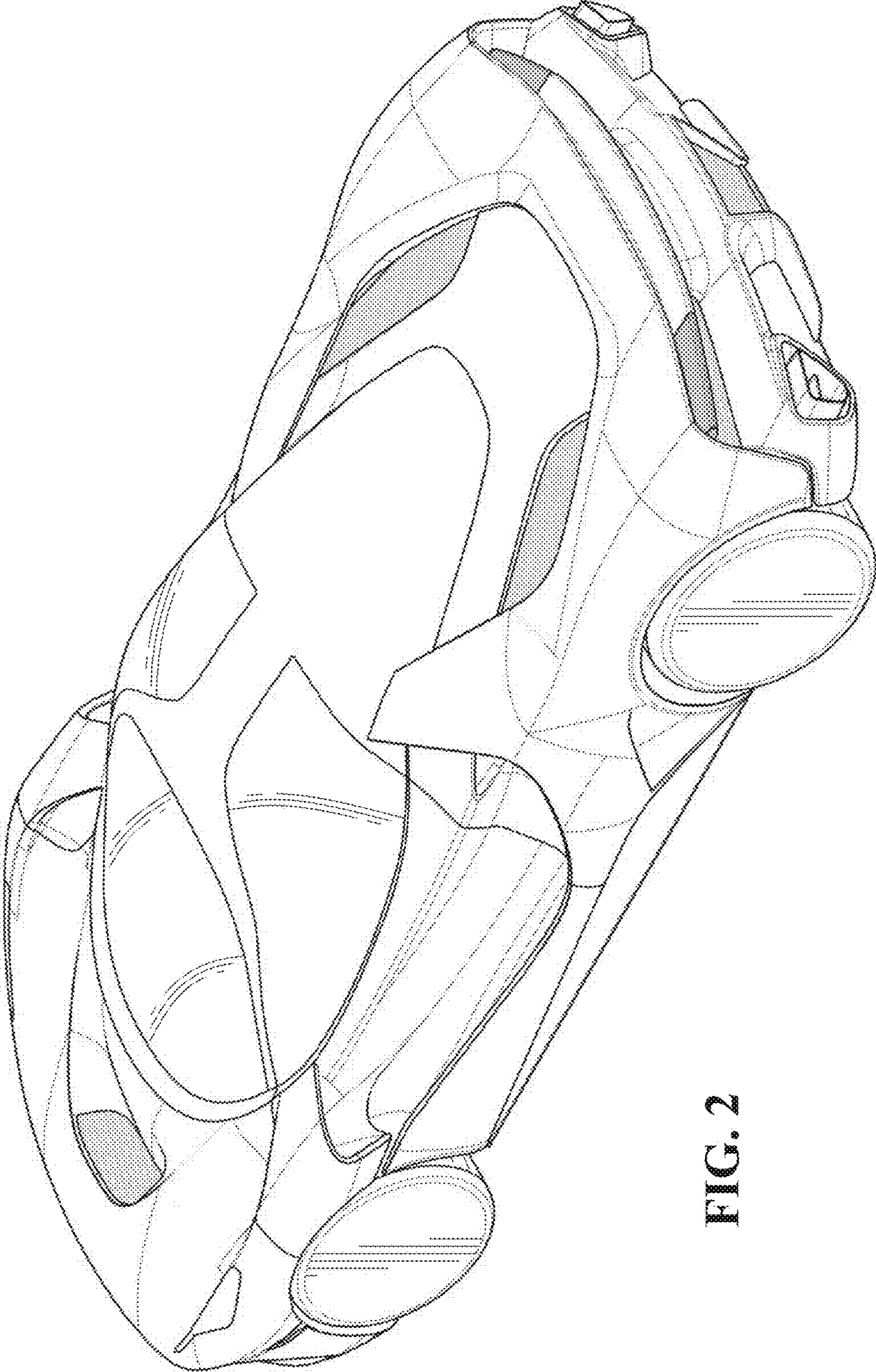



FIG. 2



**FIG. 3**

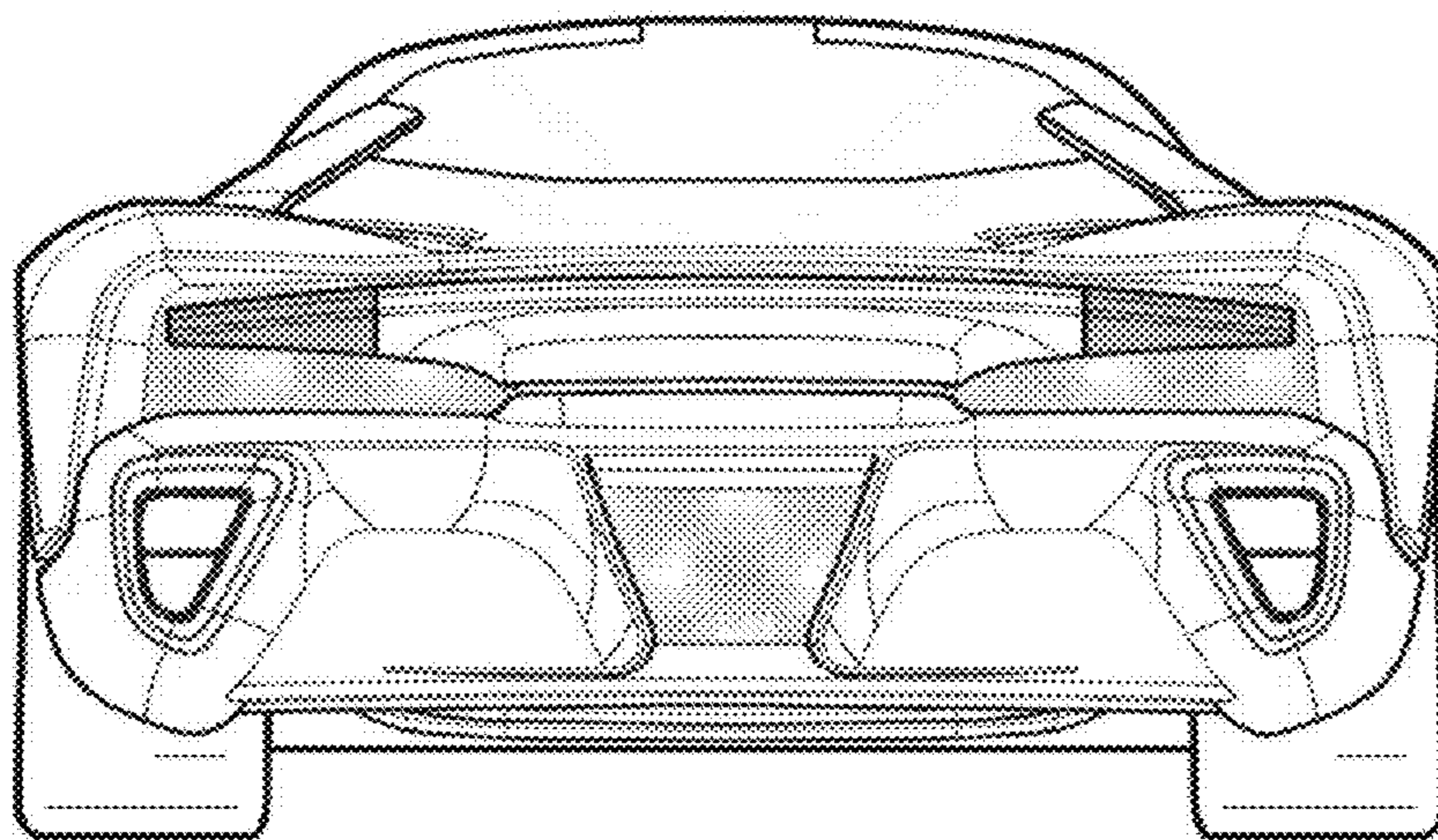


FIG. 4



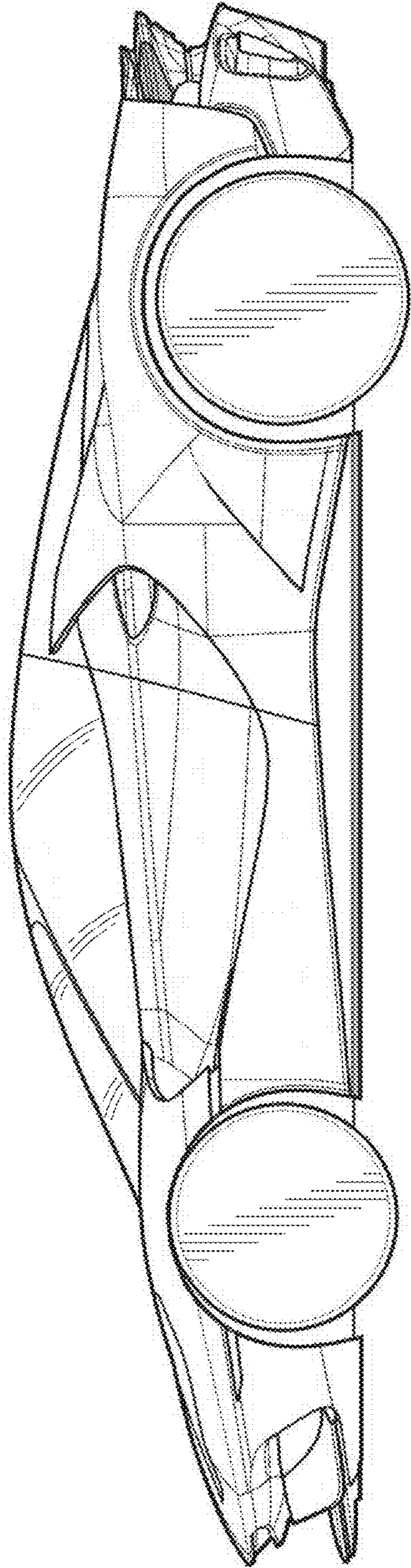


FIG. 5

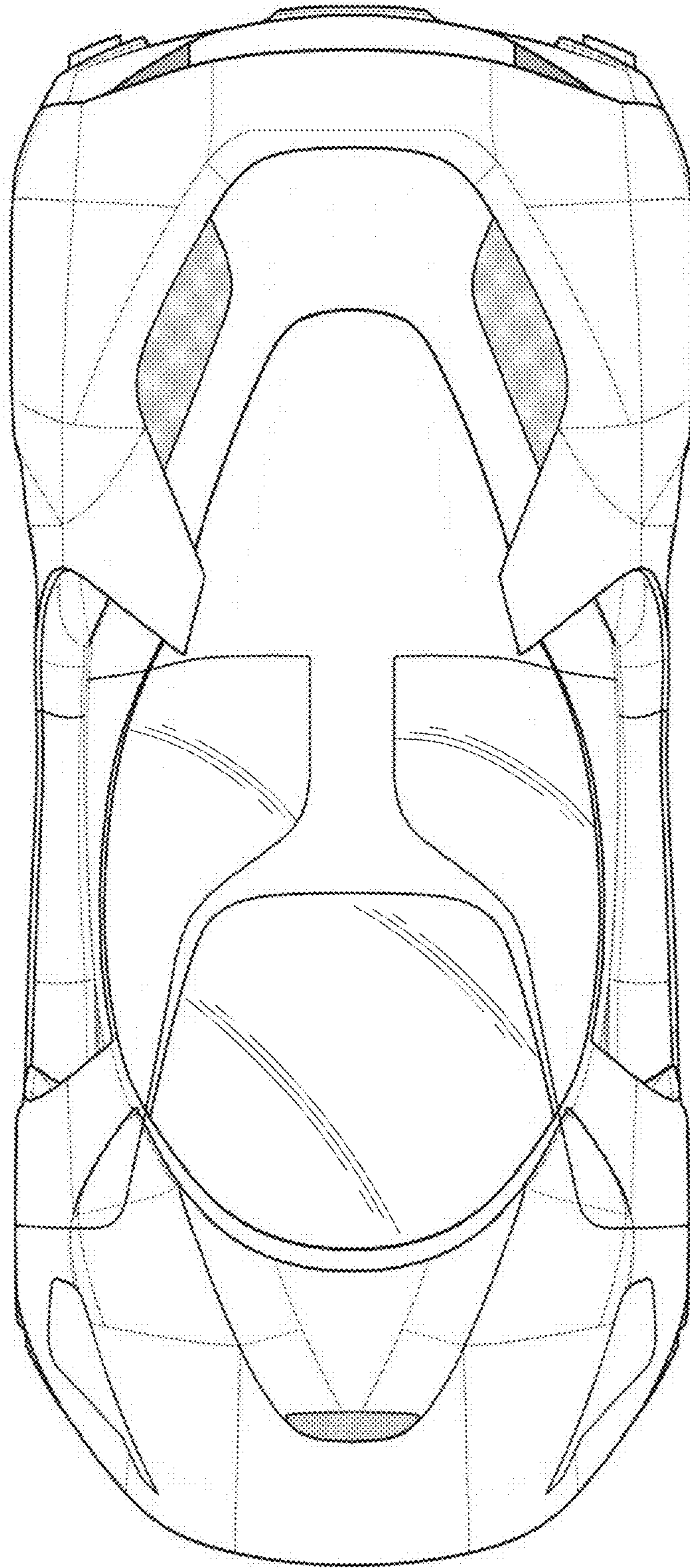


FIG. 6