



US00D826087S

(12) **United States Design Patent** (10) **Patent No.:** **US D826,087 S**
Matsuo (45) **Date of Patent:** **** Aug. 21, 2018**

(54) **PERSONAL TRANSPORTATION VEHICLE**
(71) Applicant: **Takumi Matsuo**, Toyota (JP)
(72) Inventor: **Takumi Matsuo**, Toyota (JP)
(73) Assignee: **TOYOTA JIDOSHA KABUSHIKI KAISHA** (JP)

(**) Term: **15 Years**
(21) Appl. No.: **29/616,198**
(22) Filed: **Sep. 4, 2017**
(51) **LOC (11) Cl.** **12-14**
(52) **U.S. Cl.**
USPC **D12/1**
(58) **Field of Classification Search**
USPC D12/1, 3, 85, 86, 110, 112, 107;
D21/423, 424, 433, 434, 419, 421, 432,
D21/435
CPC B62K 5/023; B62K 5/025; B62K 5/02;
B62K 17/00; B62K 11/007; B62K 5/00;
A63C 2017/149; B62D 51/02; B62D
61/08; B62H 1/12
See application file for complete search history.

(56) **References Cited**
U.S. PATENT DOCUMENTS
8,700,268 B2 * 4/2014 Takenaka B60B 3/048
180/21
9,403,573 B1 * 8/2016 Mazzei B62D 51/02
D774,600 S * 12/2016 Tao D12/1
D795,133 S * 8/2017 Sagawa D12/1
D795,134 S * 8/2017 Liu D12/1
2012/0323450 A1 * 12/2012 Takeuchi B62K 11/007
701/49
2014/0091543 A1 * 4/2014 Menard A61H 3/04
280/87.021

2015/0210337 A1 * 7/2015 Mori B62D 51/001
280/6.159
2015/0259021 A1 * 9/2015 Nakayama B62K 3/007
701/124
2015/0298756 A1 * 10/2015 Takeda B62K 23/08
180/218
2018/0043958 A1 * 2/2018 Kama B62K 5/025
2018/0072366 A1 * 3/2018 Kama B62K 11/007

OTHER PUBLICATIONS

Immotor Website, Immotor Go, <<https://www.immotor.com/Immotor-go-design.html>>, available as early as Jun. 20, 2017.
Ford of Europe Website, Ford TriCiti, <<http://innovationworkshop2016.fordpresskits.com/>>, available as early as Feb. 27, 2017.

* cited by examiner

Primary Examiner — T. Chase Nelson
Assistant Examiner — Ania Aman
(74) *Attorney, Agent, or Firm* — Saidman DesignLaw Group, LLC

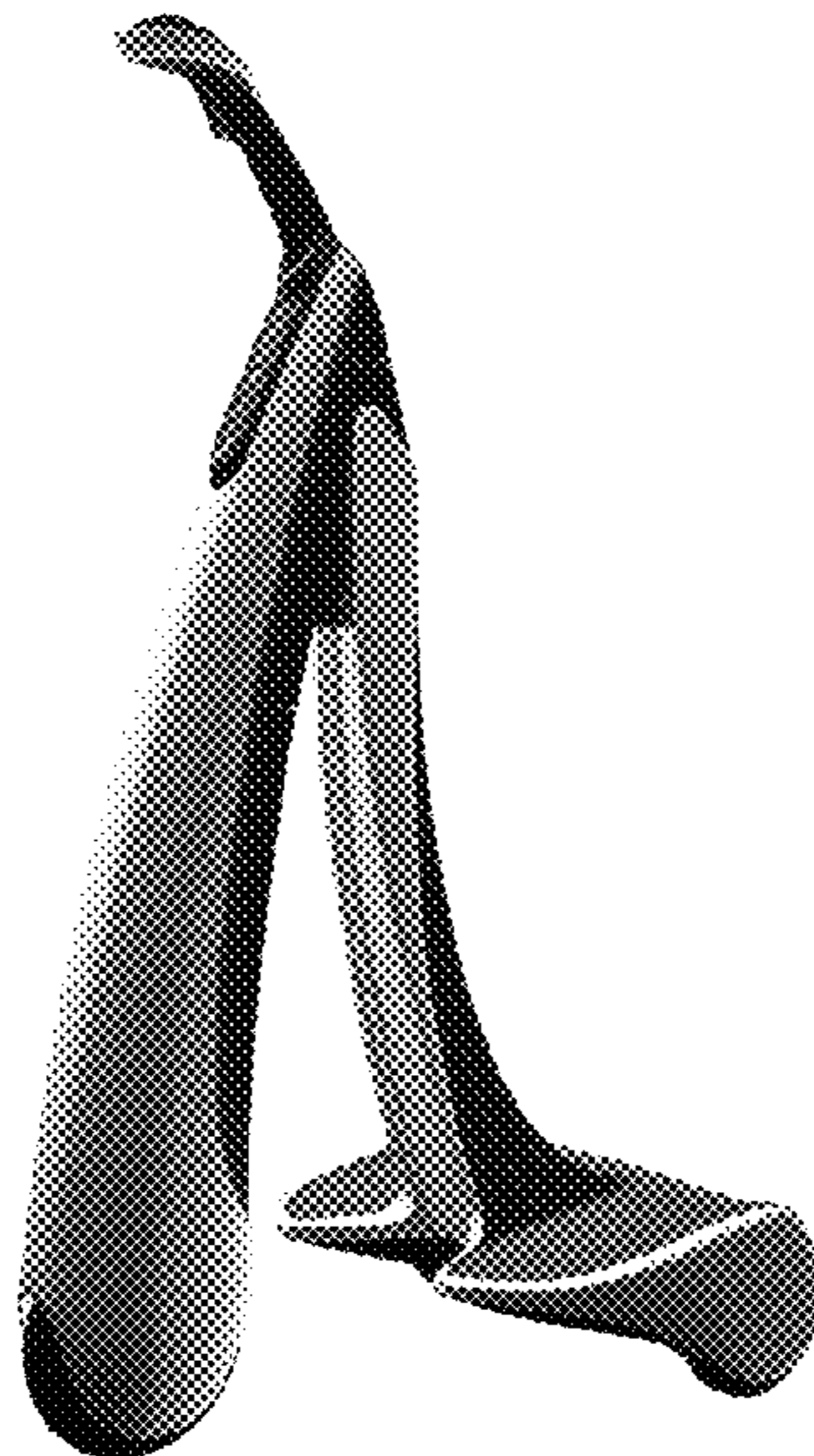
(57) **CLAIM**

The ornamental design for a personal transportation vehicle, as shown and described.

DESCRIPTION

FIG. 1 is a front perspective view of a personal transportation vehicle showing my new design;
FIG. 2 is a rear perspective view thereof;
FIG. 3 is a front view thereof;
FIG. 4 is a rear view thereof;
FIG. 5 is a top view thereof;
FIG. 6 is a bottom view thereof;
FIG. 7 is a right side view thereof; and,
FIG. 8 is a left side view thereof.

1 Claim, 8 Drawing Sheets






FIG. 1




FIG. 2




FIG. 3




FIG. 4

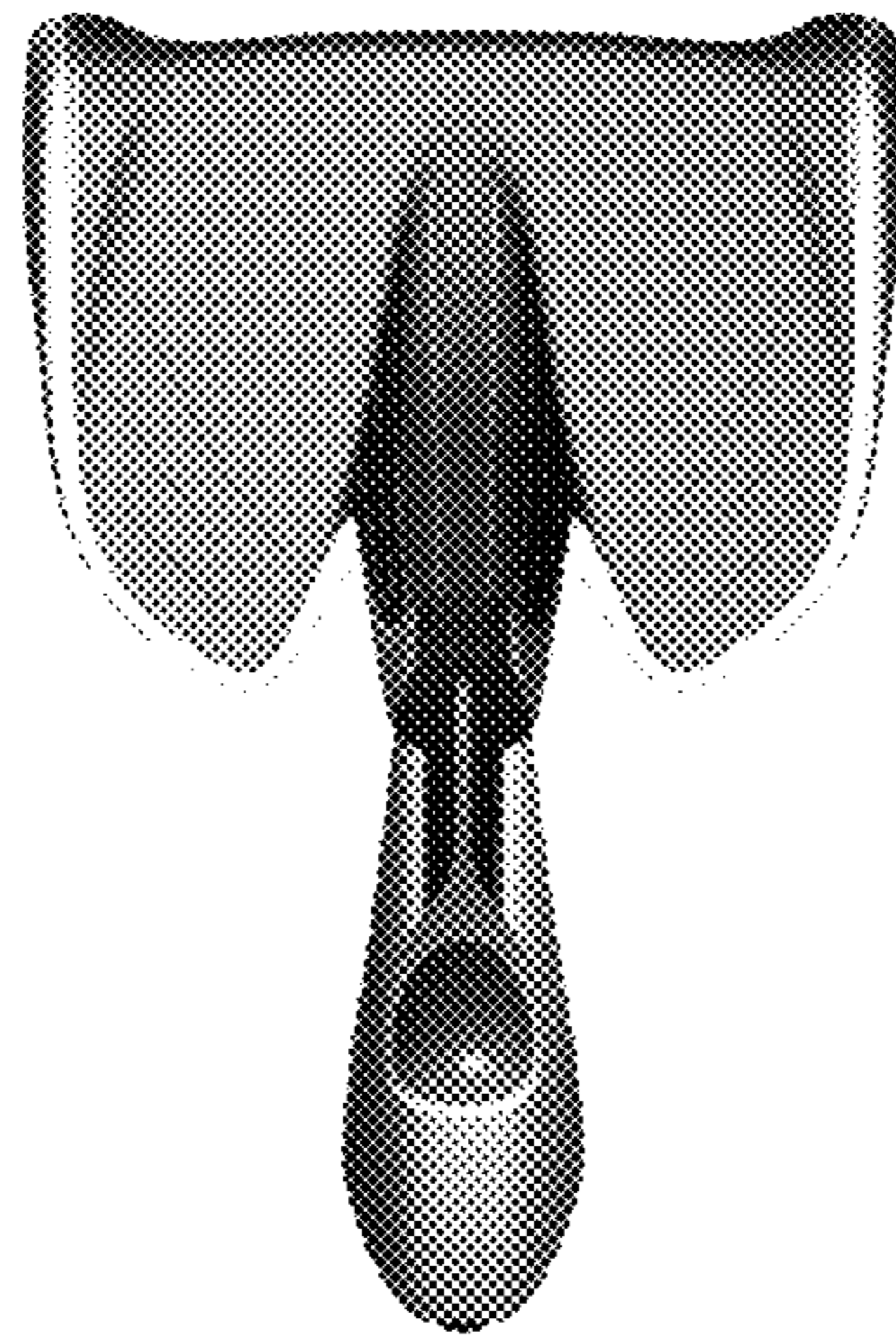


FIG. 5




FIG. 6




FIG. 7




FIG. 8

UNITED STATES PATENT AND TRADEMARK OFFICE
CERTIFICATE OF CORRECTION

PATENT NO. : D826,087 S
APPLICATION NO. : 29/616198
DATED : August 21, 2018
INVENTOR(S) : Takumi Matsuo

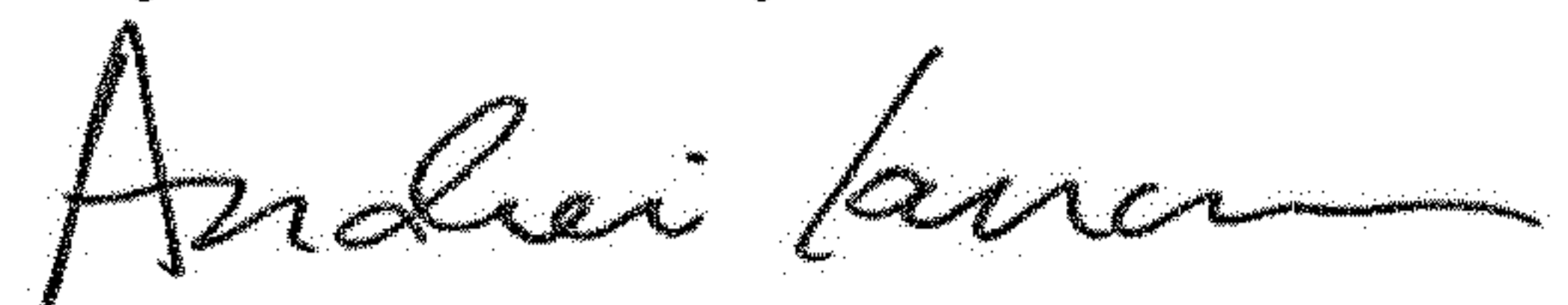
Page 1 of 9

It is certified that error appears in the above-identified patent and that said Letters Patent is hereby corrected as shown below:

In the Drawings

The figures are incorrect. Please replace with the attached FIGS. 1-8.

Signed and Sealed this
Twenty-seventh Day of November, 2018



Andrei Iancu
Director of the United States Patent and Trademark Office




FIG. 1




FIG. 2




FIG. 3




FIG. 4

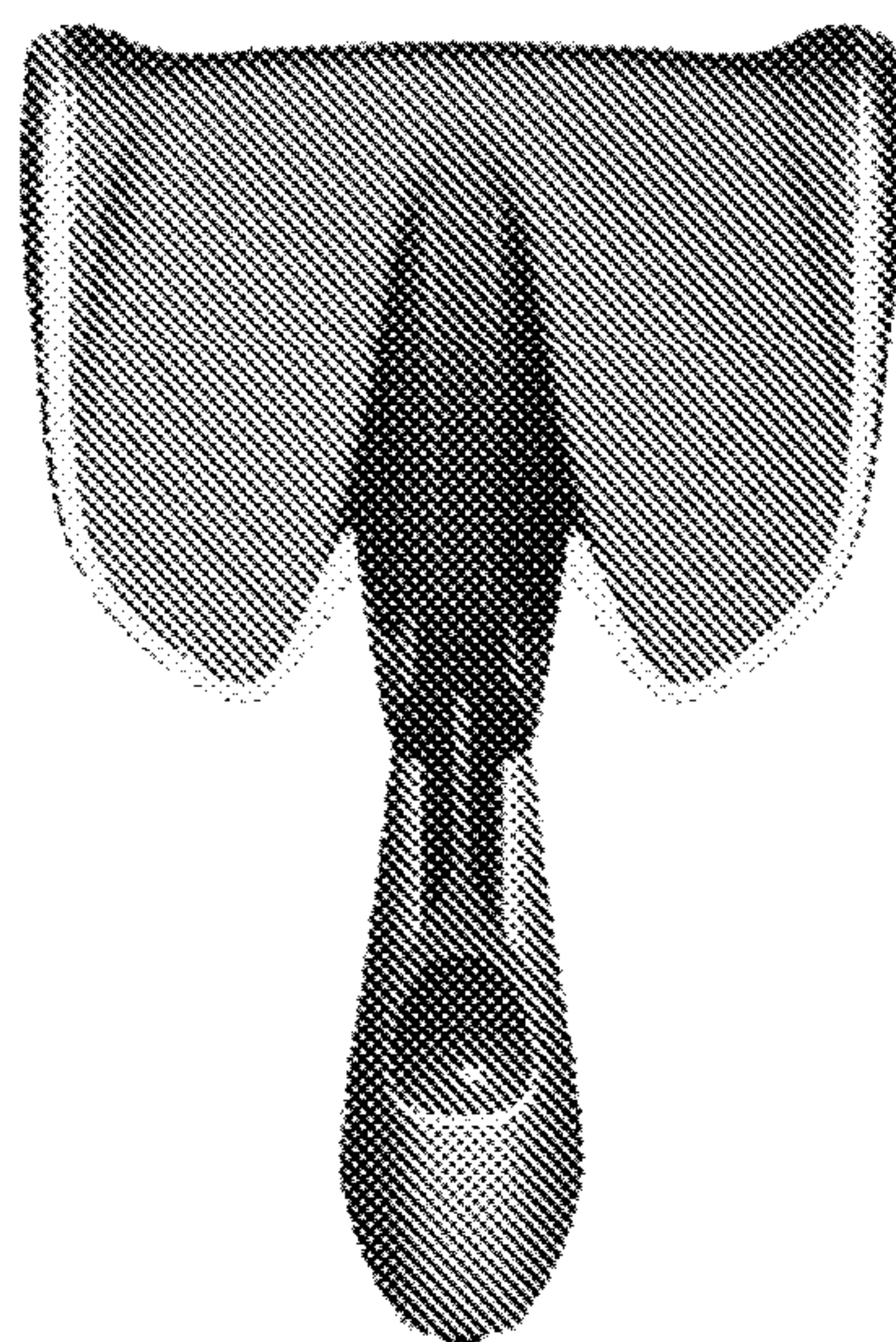


FIG. 5




FIG. 6




FIG. 7




FIG. 8