



US00D826077S

(12) **United States Design Patent** (10) **Patent No.:** **US D826,077 S**
Bennett (45) **Date of Patent:** **** Aug. 21, 2018**

(54) **BRACELET**

(71) Applicant: **Lynn Bennett**, Missouri City, TX (US)

(72) Inventor: **Lynn Bennett**, Missouri City, TX (US)

(**) Term: **15 Years**

(21) Appl. No.: **29/573,118**

(22) Filed: **Aug. 2, 2016**

(51) **LOC (11) Cl.** **11-01**

(52) **U.S. Cl.**
USPC **D11/16**

(58) **Field of Classification Search**
USPC D11/1-32, 34, 40-43, 79-83, 93;
D14/344
CPC A44C 1/00; A44C 5/00; A44C 5/0007;
A44C 5/0015; A44C 5/0023; A44C
5/003; A44C 5/0038; A44C 5/0046; A44C
5/0053; A44C 5/0061; A44C 5/0069;
A44C 5/0076; A44C 5/0084; A44C
5/0092

See application file for complete search history.

(56) **References Cited**

U.S. PATENT DOCUMENTS

D56,665 S *	11/1920	Gerbas	D2/633
D154,030 S *	6/1949	Duvalet	D11/8
D172,886 S *	8/1954	Katz	D11/79
D182,102 S *	2/1958	Behr	D28/41
D300,881 S *	5/1989	Dickenson	D11/6
5,388,598 A *	2/1995	Whitten	A45D 8/00
				D28/41
6,027,213 A *	2/2000	Lgnatowski	A44C 15/003
				D11/7
D434,184 S *	11/2000	Acker	D28/41
D443,724 S *	6/2001	Neary	D28/41

D445,353 S *	7/2001	Cabarbaye	D11/3
D451,246 S *	11/2001	Zuckerman	D28/41
D456,733 S *	5/2002	Hafner	D11/3
D496,875 S *	10/2004	Pachachi	D11/6
D534,453 S *	1/2007	Brown	D11/3
D561,939 S *	2/2008	Madden	D28/41
D653,003 S *	1/2012	Monroe	D30/155
D691,060 S *	10/2013	Appelstein	D11/2
D719,042 S *	12/2014	Sloane	D11/3
D731,118 S *	6/2015	Wenzel	D28/41
9,210,958 B1 *	12/2015	Hodge	A41D 25/003
D750,993 S *	3/2016	Yatsugi-Kang	D11/10
D775,994 S *	1/2017	Le Bail	D11/16
D776,558 S *	1/2017	Le Bail	D11/16

* cited by examiner

Primary Examiner — Cynthia Ramirez

Assistant Examiner — L. Martinez-Rivera

(74) *Attorney, Agent, or Firm* — Karen B. Tripp

(57) **CLAIM**

I claim the ornamental design for a bracelet, as shown and described.

DESCRIPTION

FIG. 1 is a perspective frontal side view of the bracelet of my new design, showing the appearance of the bracelet as it would be worn on a person's wrist.

FIG. 2 is a front view of the bracelet of FIG. 1.

FIG. 3 is a back view of the bracelet of FIG. 1.

FIG. 4 is a left side view of the bracelet of FIG. 1.

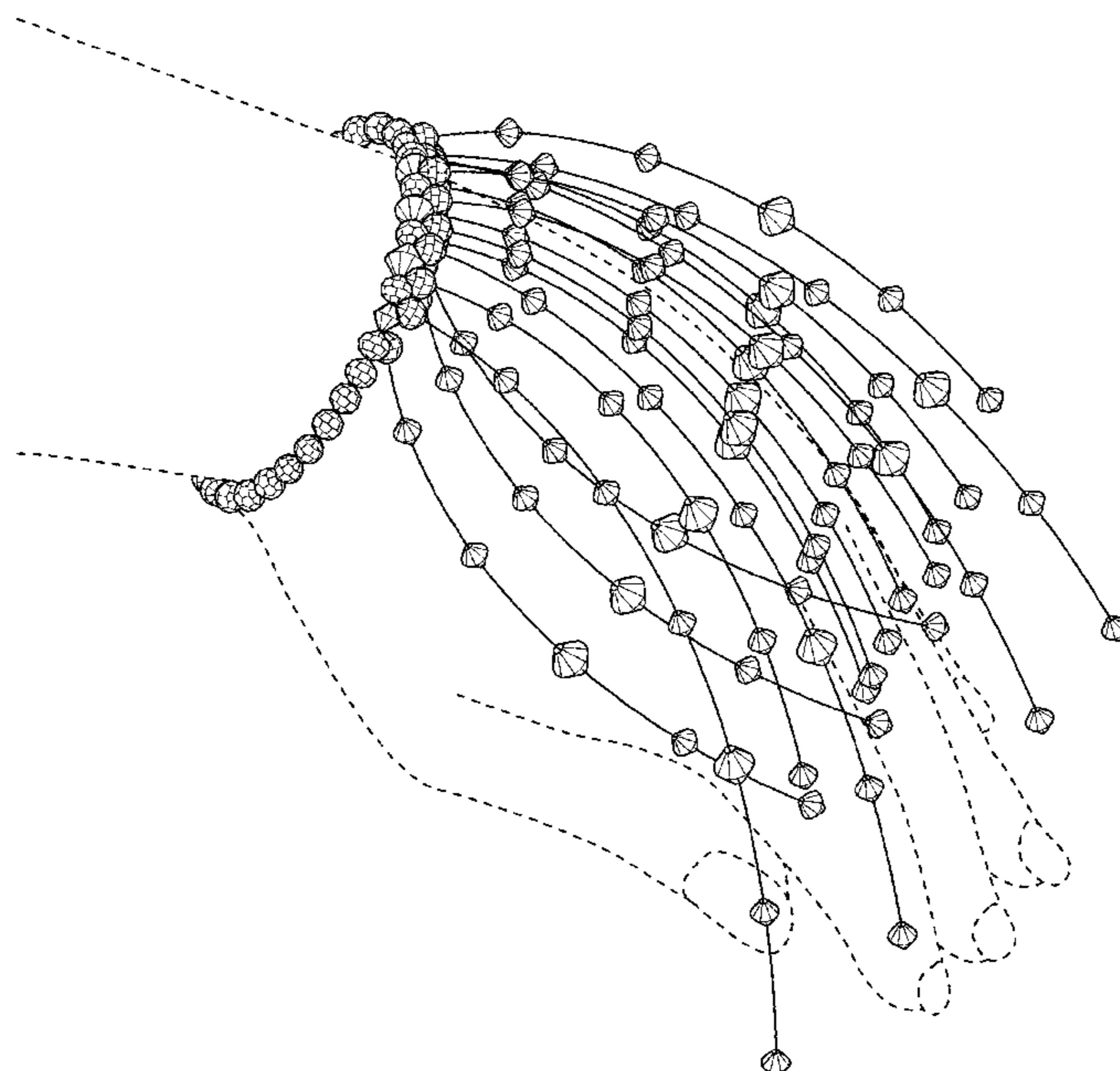
FIG. 5 is a right side view of the bracelet of FIG. 1.

FIG. 6 is a top view of the bracelet of FIG. 1; and,

FIG. 7 is a bottom view of the bracelet of FIG. 1.

The broken lines in FIG. 1 showing a human hand illustrate environmental subject matter only and form no part of the claimed design.

1 Claim, 5 Drawing Sheets



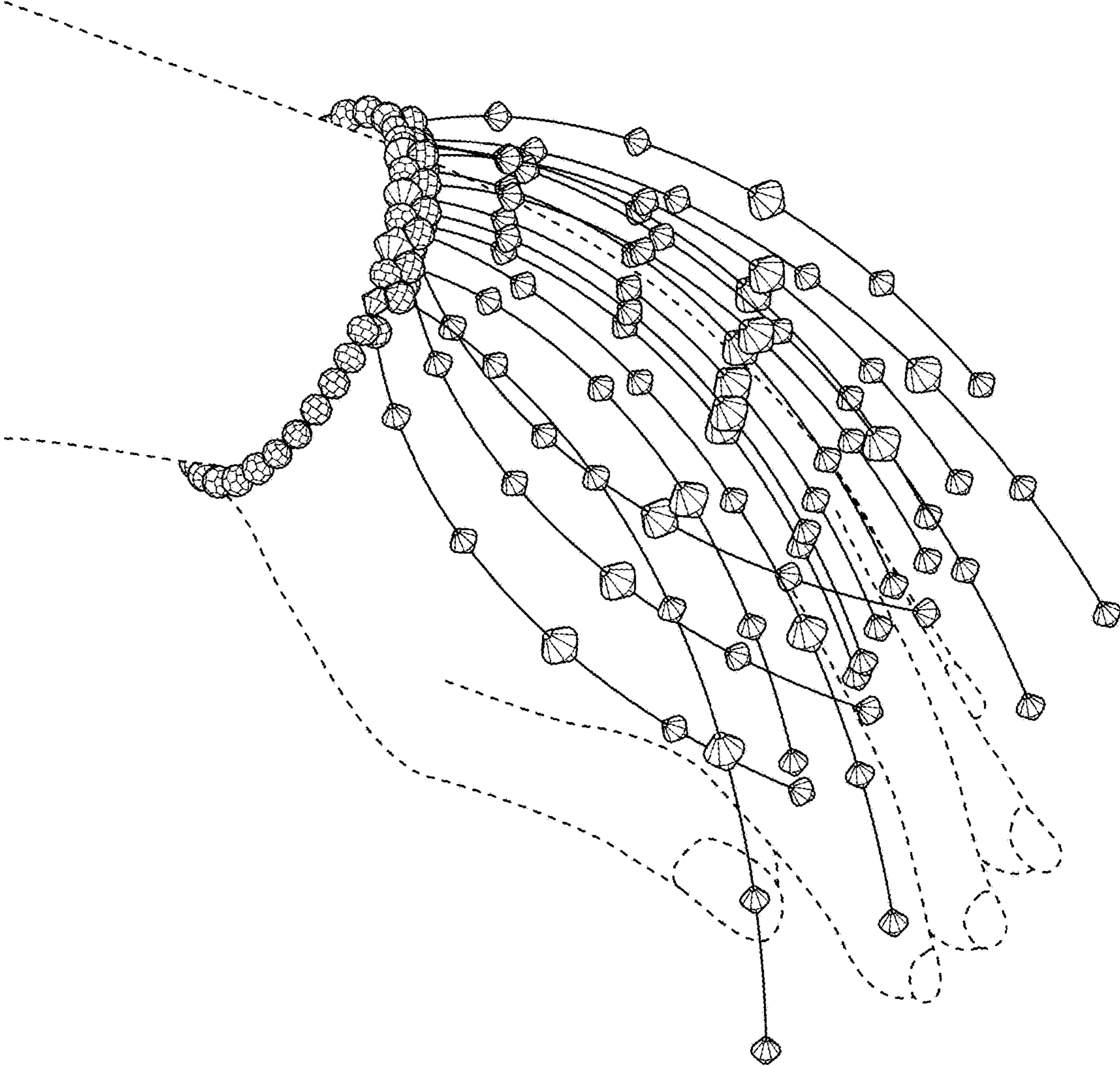


FIG. 1

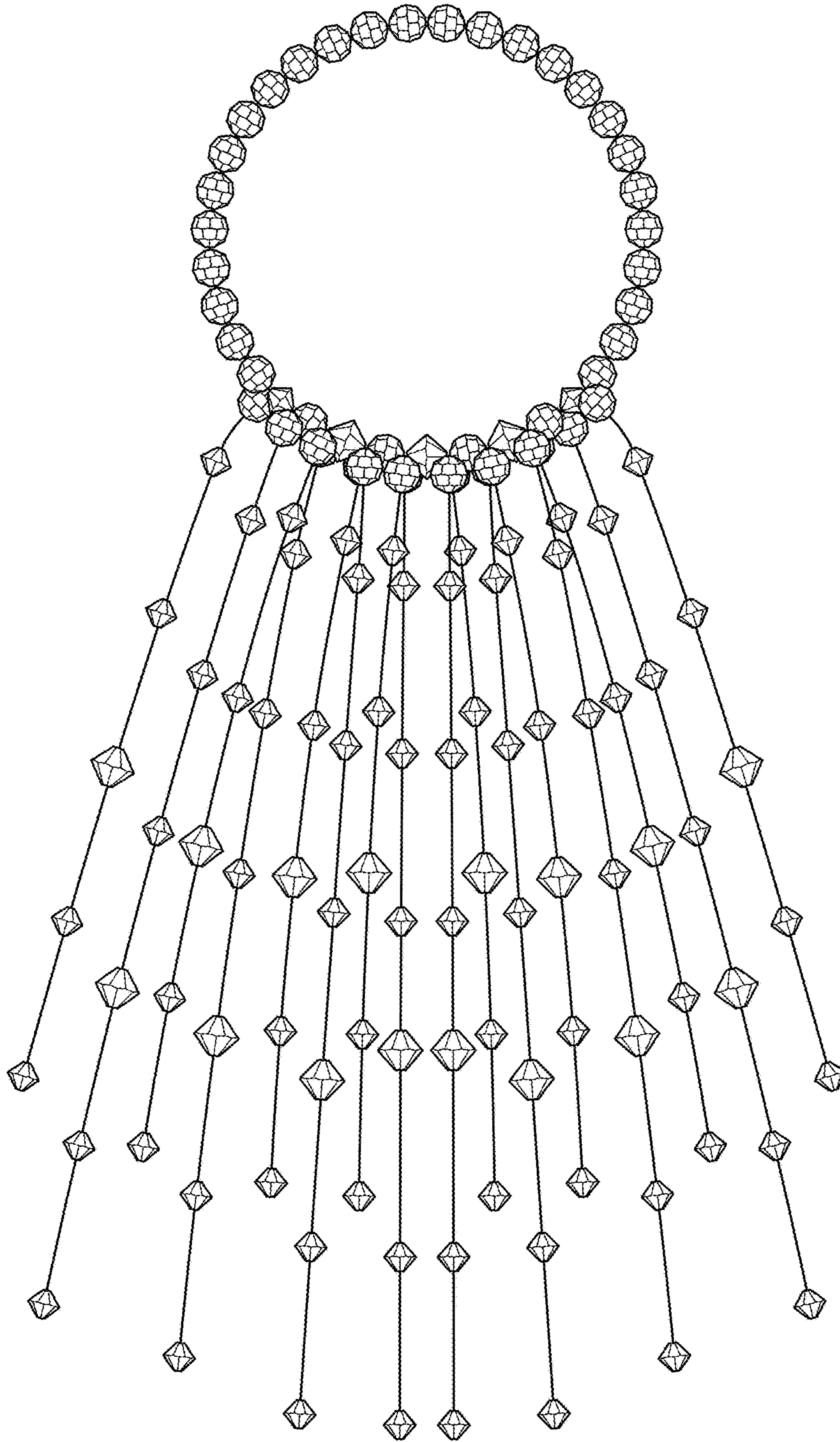


FIG. 2

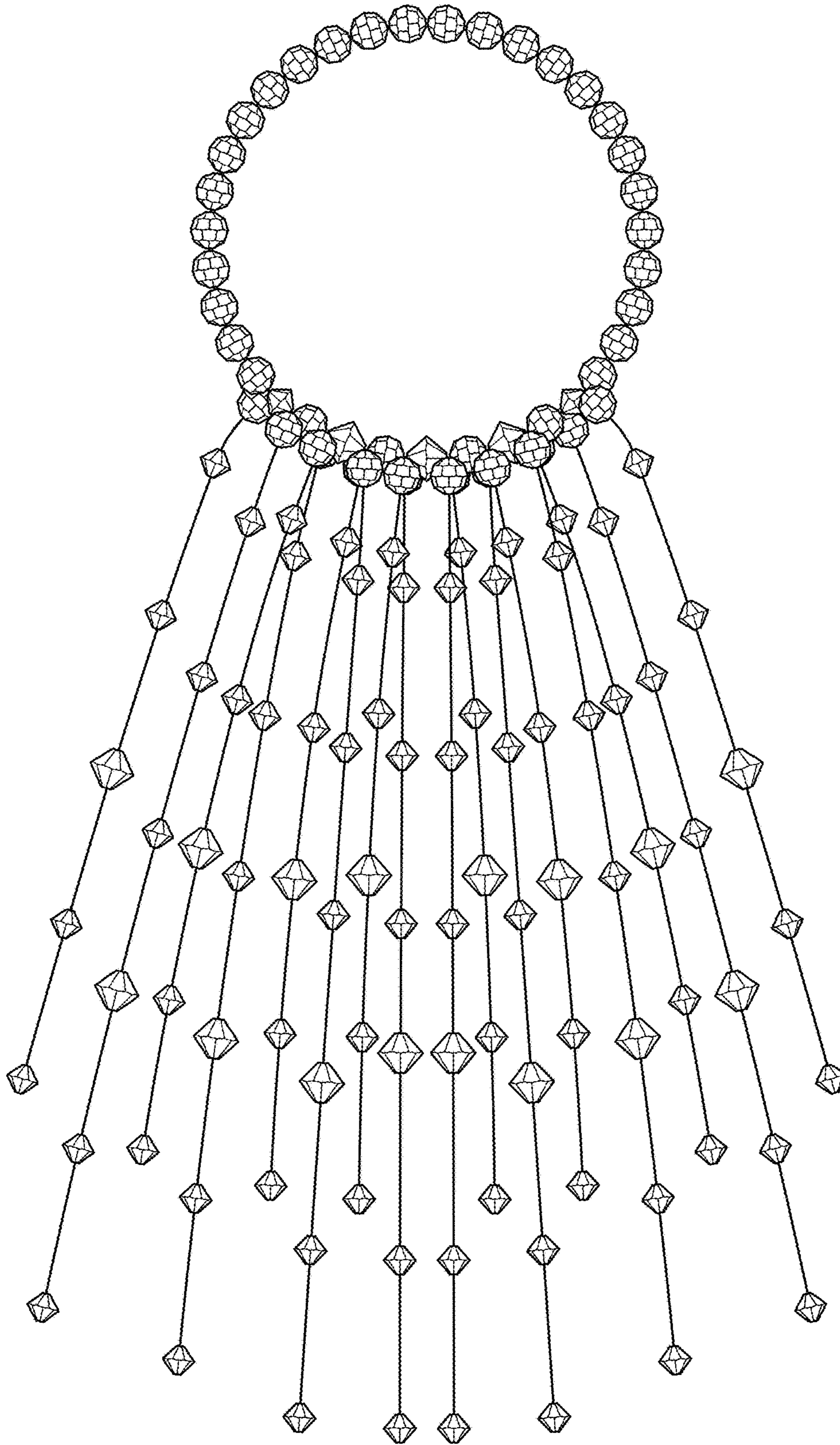


FIG. 3

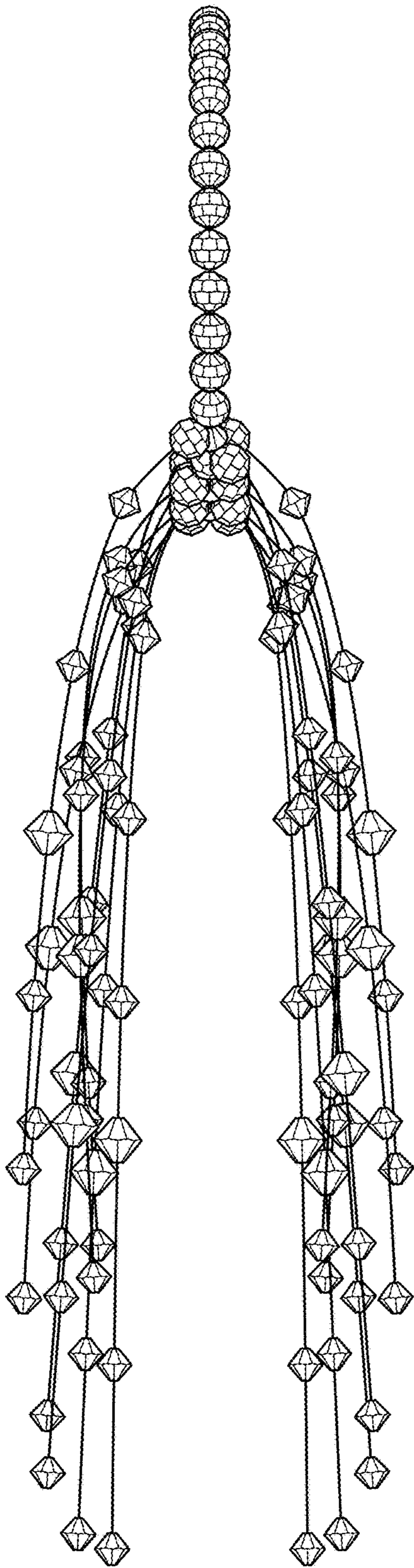


FIG. 4

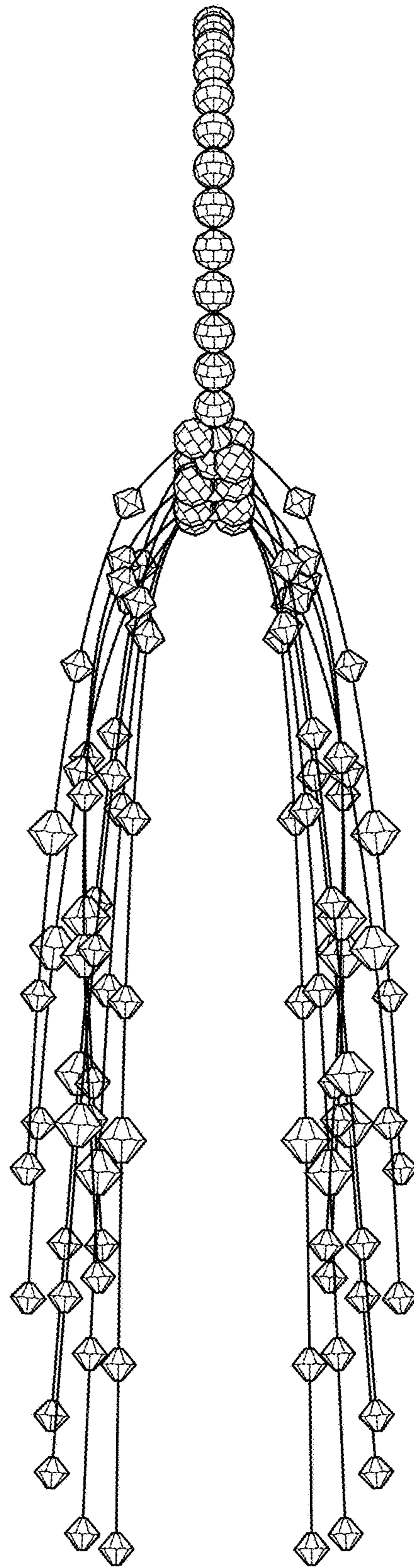


FIG. 5

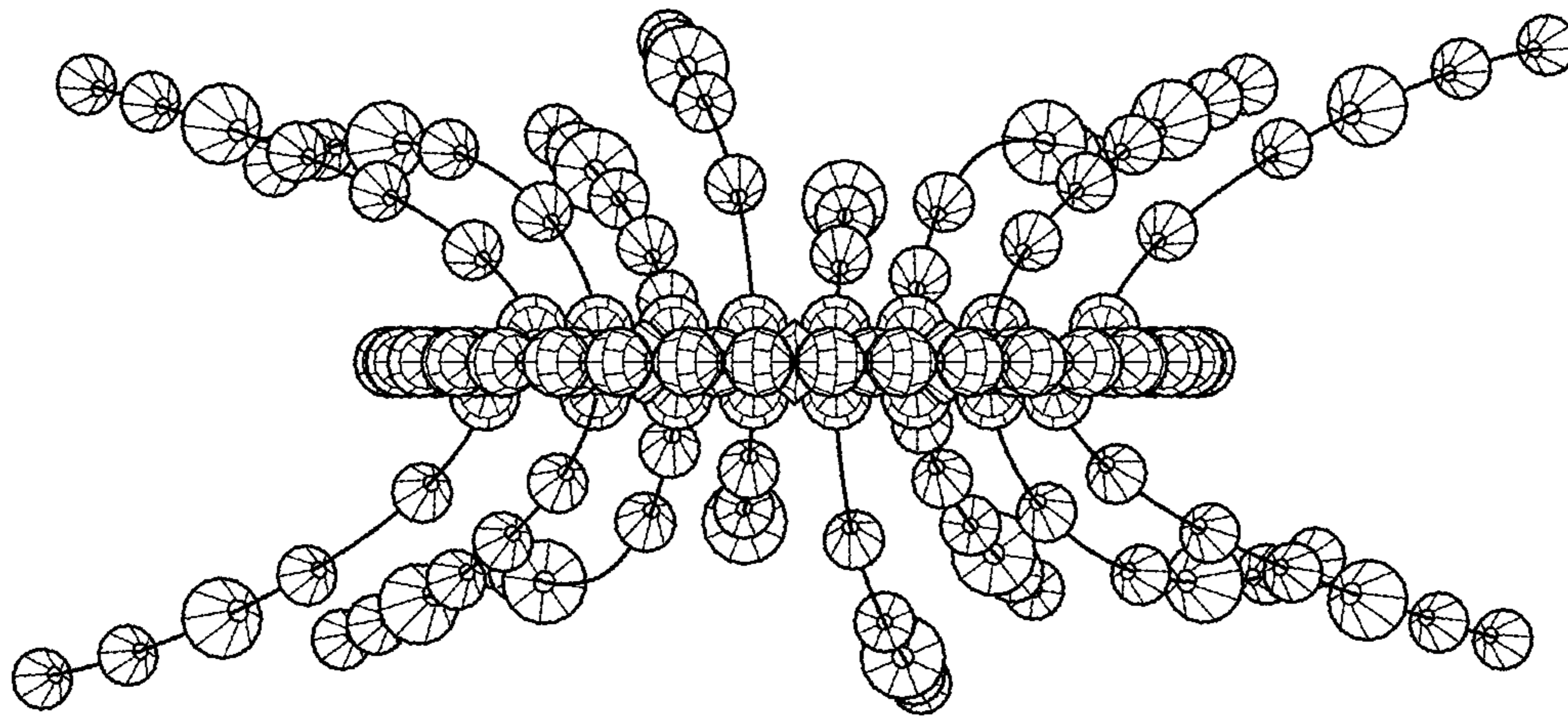


FIG. 6

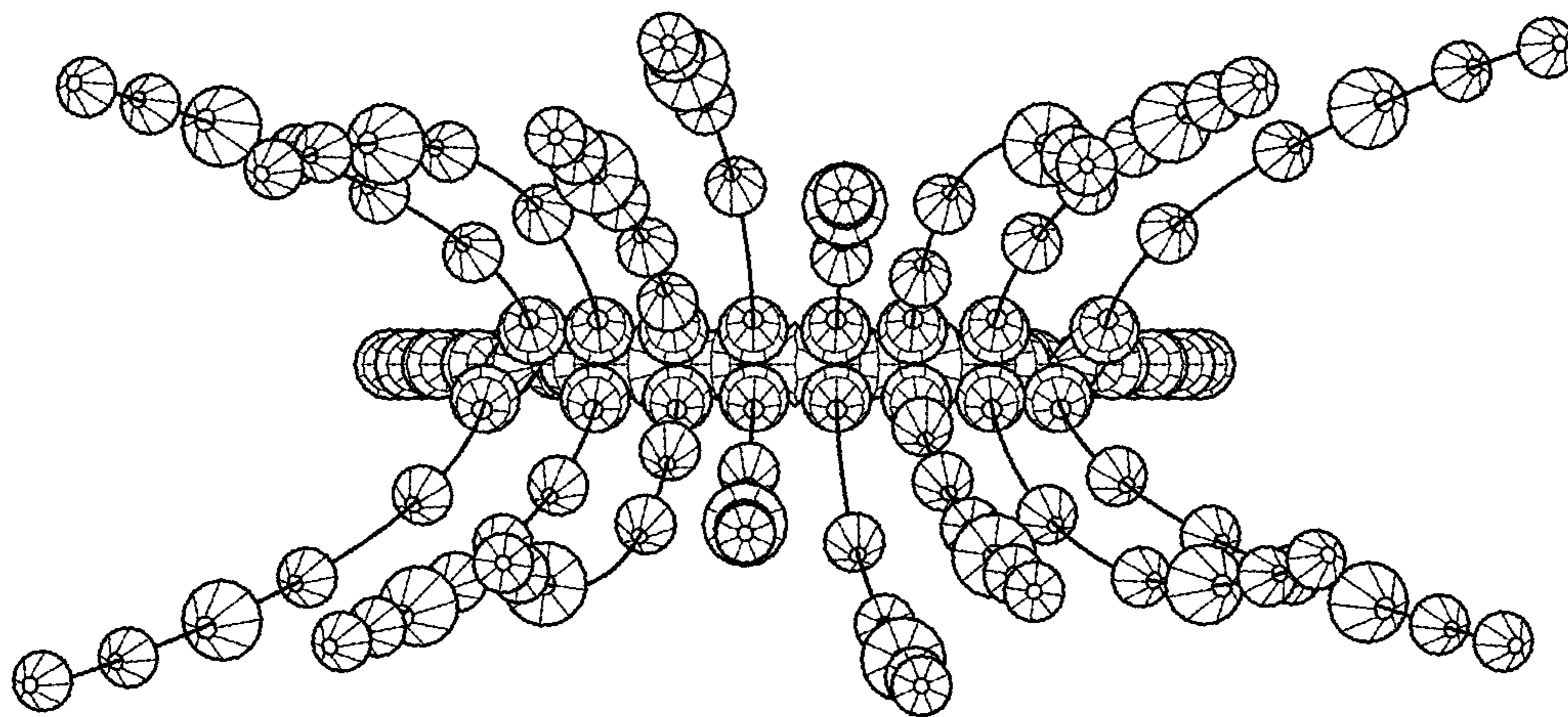


FIG. 7