



US00D826041S

(12) **United States Design Patent**  
**Lo et al.**

(10) **Patent No.:** **US D826,041 S**

(45) **Date of Patent:** **\*\* Aug. 21, 2018**

(54) **CONTAINER**

(71) Applicant: **Wing Hing Manufacturing Co. Ltd.**,  
Tsuen Wan (HK)

(72) Inventors: **Lap Shun Lo**, Tsuen Wan (HK); **Wai Chung Lo**, Tsuen Wan (HK)

(73) Assignee: **WING HING MANUFACTURING CO., LTD.**, Hong Kong (HK)

(\*\*) Term: **15 Years**

(21) Appl. No.: **29/563,584**

(22) Filed: **May 5, 2016**

(51) **LOC (11) Cl.** ..... **09-03**

(52) **U.S. Cl.**  
USPC ..... **D9/428**

(58) **Field of Classification Search**  
USPC ..... D7/396.1, 538-545, 602, 608, 629;  
D9/414, 420, 424-429, 432, 761;  
206/499, 508, 557; 220/23.4, 23.6, 315,  
220/500, 659, 669, 674, 675, 696, 752,  
220/760, 790, 793; 229/105, 117.09,  
229/117.26, 189, 406, 407, 902, 905  
CPC ..... B65D 1/26; B65D 1/40; B65D 81/3453;  
B65D 2581/34; B65D 2581/3404; B65D  
2581/3456

See application file for complete search history.

(56) **References Cited**

**U.S. PATENT DOCUMENTS**

D24,586 S \* 8/1895 Murphy ..... D99/34  
D204,784 S \* 5/1966 O'Neil ..... D28/73

D212,678 S \* 11/1968 Swett ..... D7/629  
D257,107 S \* 9/1980 Daenen ..... D7/586  
D262,254 S \* 12/1981 Turcotte, Jr. .... D7/546  
D270,898 S \* 10/1983 Nemura ..... D9/429  
D295,500 S \* 5/1988 Hoenninger ..... D3/314  
D298,903 S \* 12/1988 Watson ..... D7/545  
D349,424 S \* 8/1994 Schlegel ..... D6/589  
D700,799 S \* 3/2014 Ludeman ..... D7/391

\* cited by examiner

*Primary Examiner* — Derrick Edward Holland

*Assistant Examiner* — Janice Julia Patyk

(74) *Attorney, Agent, or Firm* — Fisher Broyles LLP

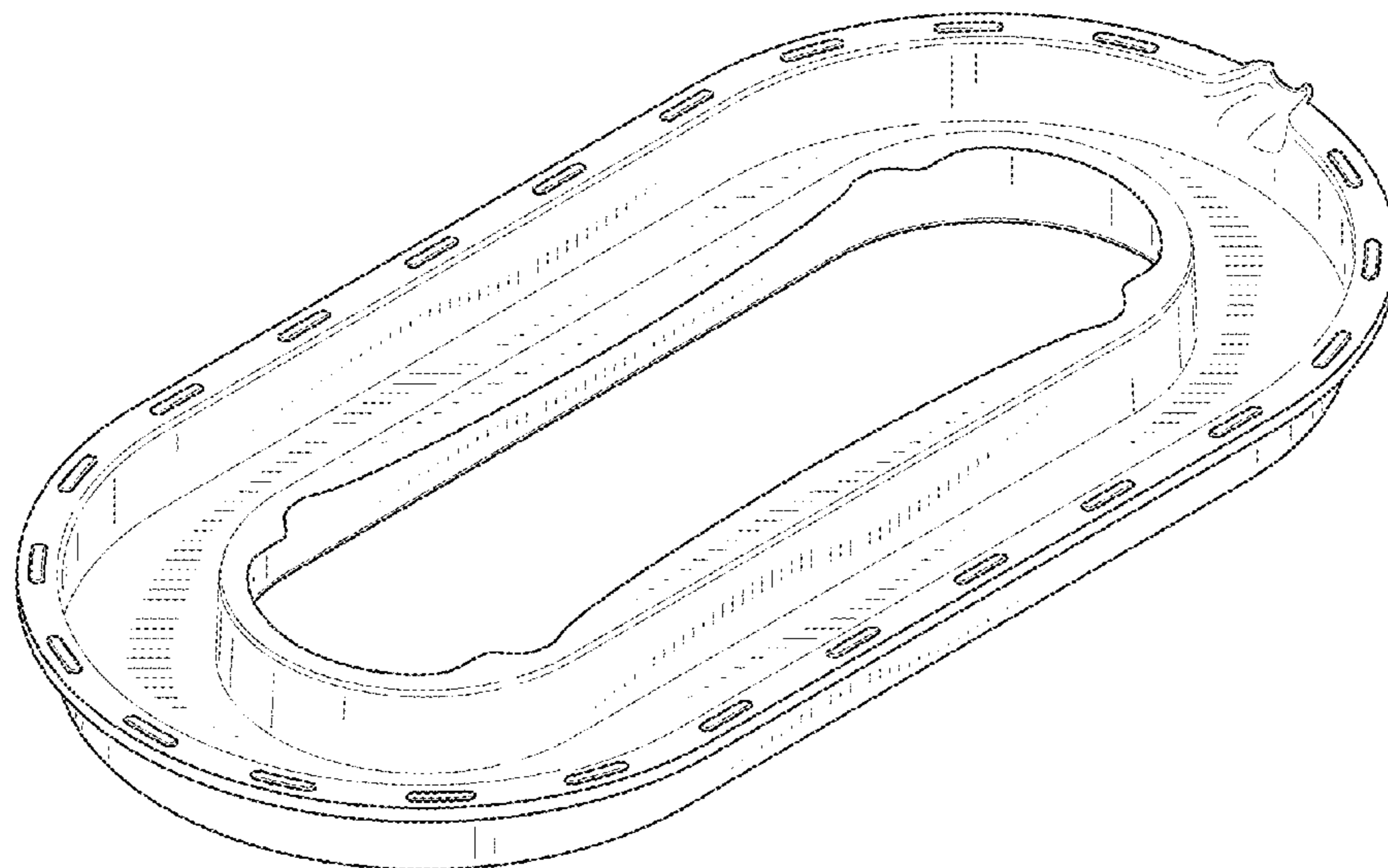
(57) **CLAIM**

The ornamental design for a container, as shown and described.

**DESCRIPTION**

FIG. 1 is a perspective view of a container in accordance with our design;  
FIG. 2 is a top view of the container in accordance with our design;  
FIG. 3 is a bottom view of the container in accordance with our design;  
FIG. 4 is a first side view of the container in accordance with our design;  
FIG. 5 is a second side view of the container in accordance with our design;  
FIG. 6 is a third side view of the container in accordance with our design; and,  
FIG. 7 is a fourth side view of the container in accordance with our design.  
The broken lines in the figures illustrate the portions of the design that form no part of the claimed design.

**1 Claim, 3 Drawing Sheets**



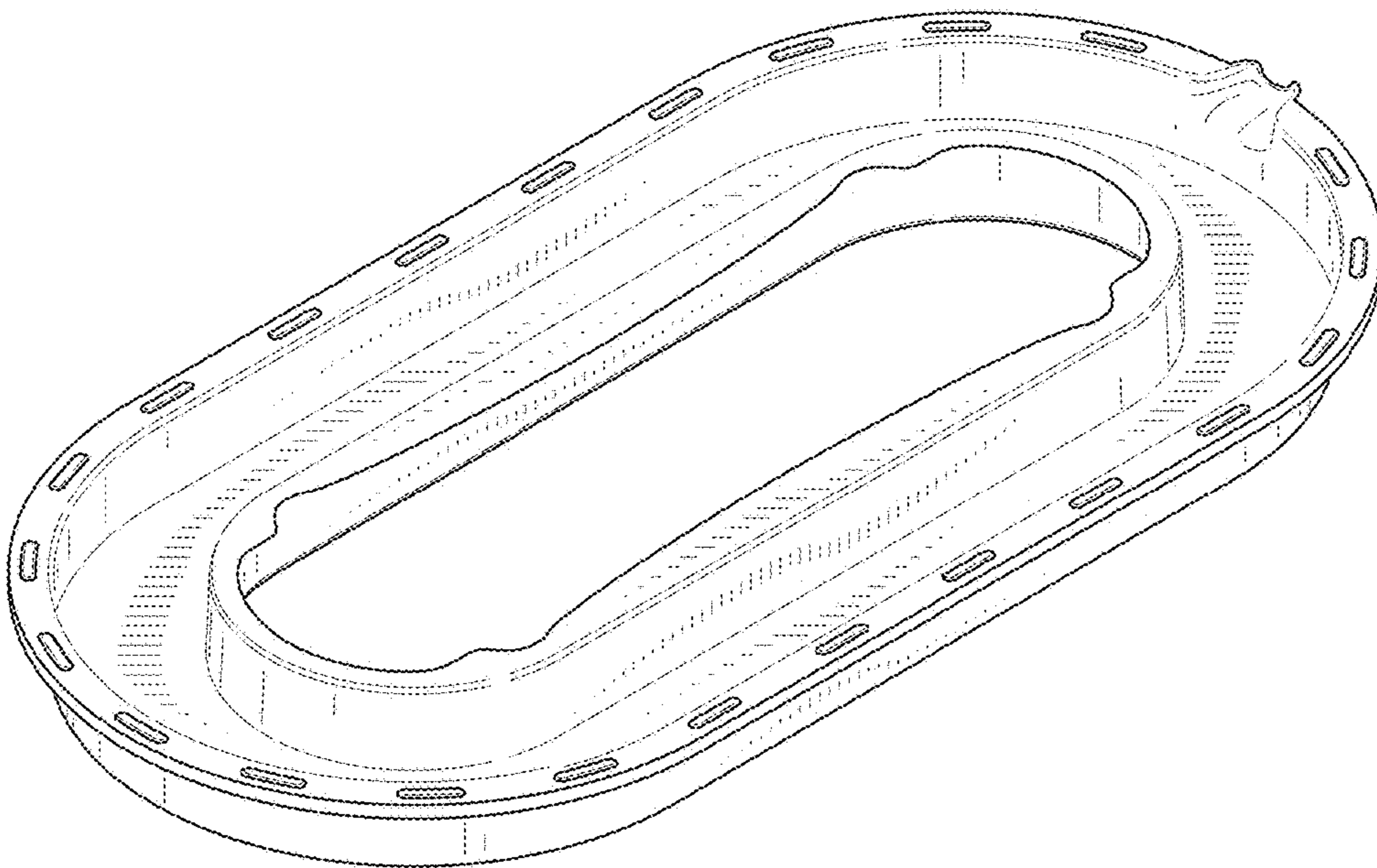


FIG. 1




FIG. 2

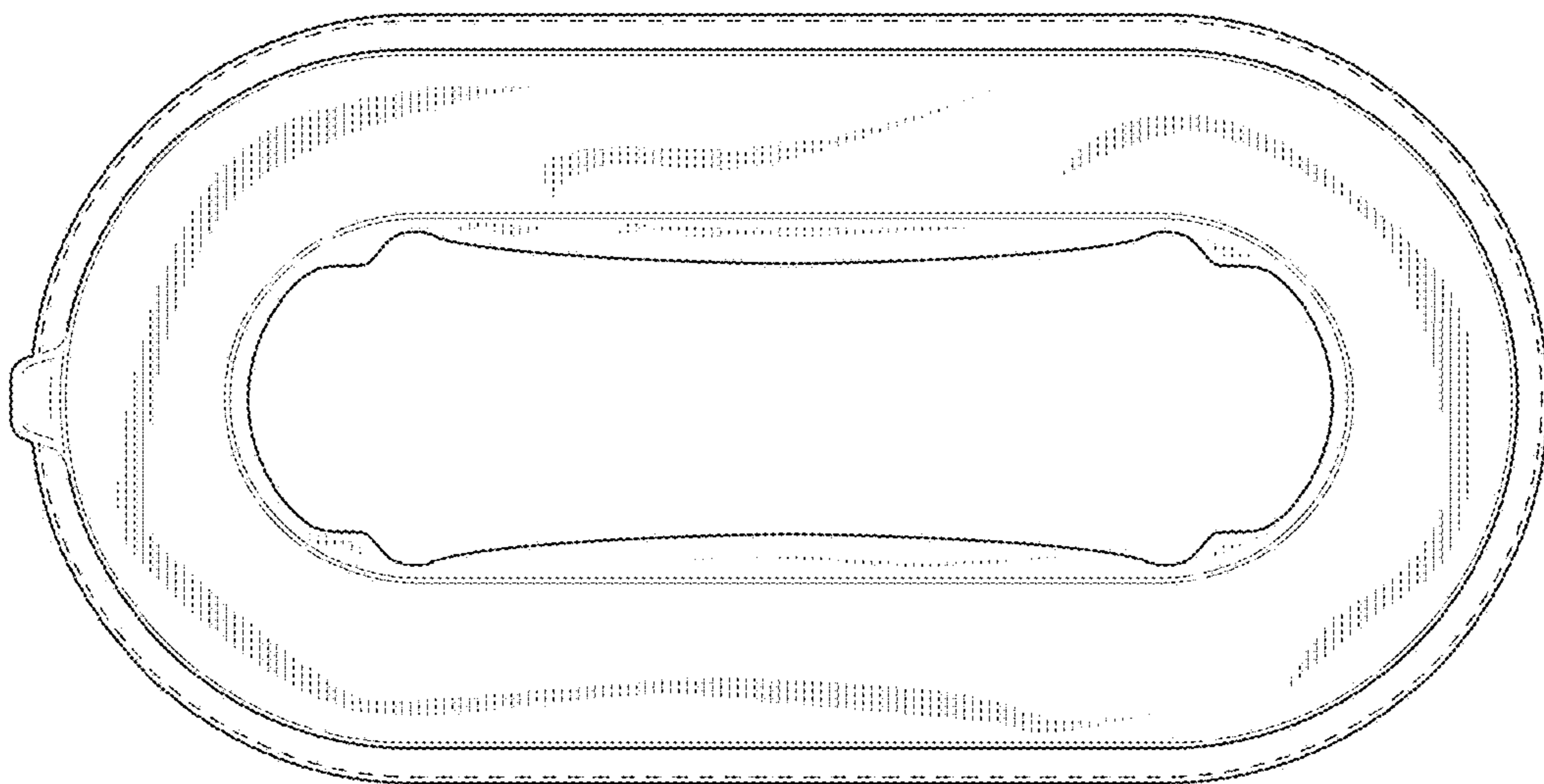


FIG. 3




FIG. 4




FIG. 5




FIG. 6



FIG. 7