



US00D826024S

(12) **United States Design Patent** (10) **Patent No.:** **US D826,024 S**
Yu (45) **Date of Patent:** **** Aug. 21, 2018**

(54) **HAMMER**

(71) Applicant: **JIANGSU SAINTY SUMEX TOOLS CORP., LTD.**, Nanjing, Jiangsu (CN)

(72) Inventor: **Xiaoxiao Yu**, Nanjing (CN)

(73) Assignee: **JIANGSU SAINTY SUMEX TOOLS CORP., LTD.**, Nanjing (CN)

(**) Term: **15 Years**

(21) Appl. No.: **29/590,572**

(22) Filed: **Jan. 11, 2017**

(30) **Foreign Application Priority Data**

Jul. 11, 2016 (CN) 2016 3 0314162

(51) **LOC (11) Cl.** **08-02**

(52) **U.S. Cl.**
USPC **D8/75**

(58) **Field of Classification Search**
USPC D8/75, 76, 77, 78, 79, 80, 81
CPC ... B25D 1/00; B25D 1/02; B25D 1/04; B25D 1/045; B25D 1/12; B25D 1/14; B25D 1/16; B25G 1/01; B25G 1/02; B25G 1/102
See application file for complete search history.

(56) **References Cited**

U.S. PATENT DOCUMENTS

D605,922 S * 12/2009 Reinius D8/75
7,874,231 B2 * 1/2011 Hanlon B25D 1/12
81/22

D653,925 S * 2/2012 Hung D8/78
9,193,059 B2 * 11/2015 Lombardi B25G 1/10
D770,254 S * 11/2016 Honadel D8/75
D770,255 S * 11/2016 Honadel D8/75
D770,875 S * 11/2016 Honadel D8/75
D777,549 S * 1/2017 Hung D8/78
D789,760 S * 6/2017 Hung D8/75
2014/0001426 A1 * 1/2014 Lombardi B25G 1/10
254/26 R

* cited by examiner

Primary Examiner — Phillip S Hyder

(74) *Attorney, Agent, or Firm* — Oliff PLC

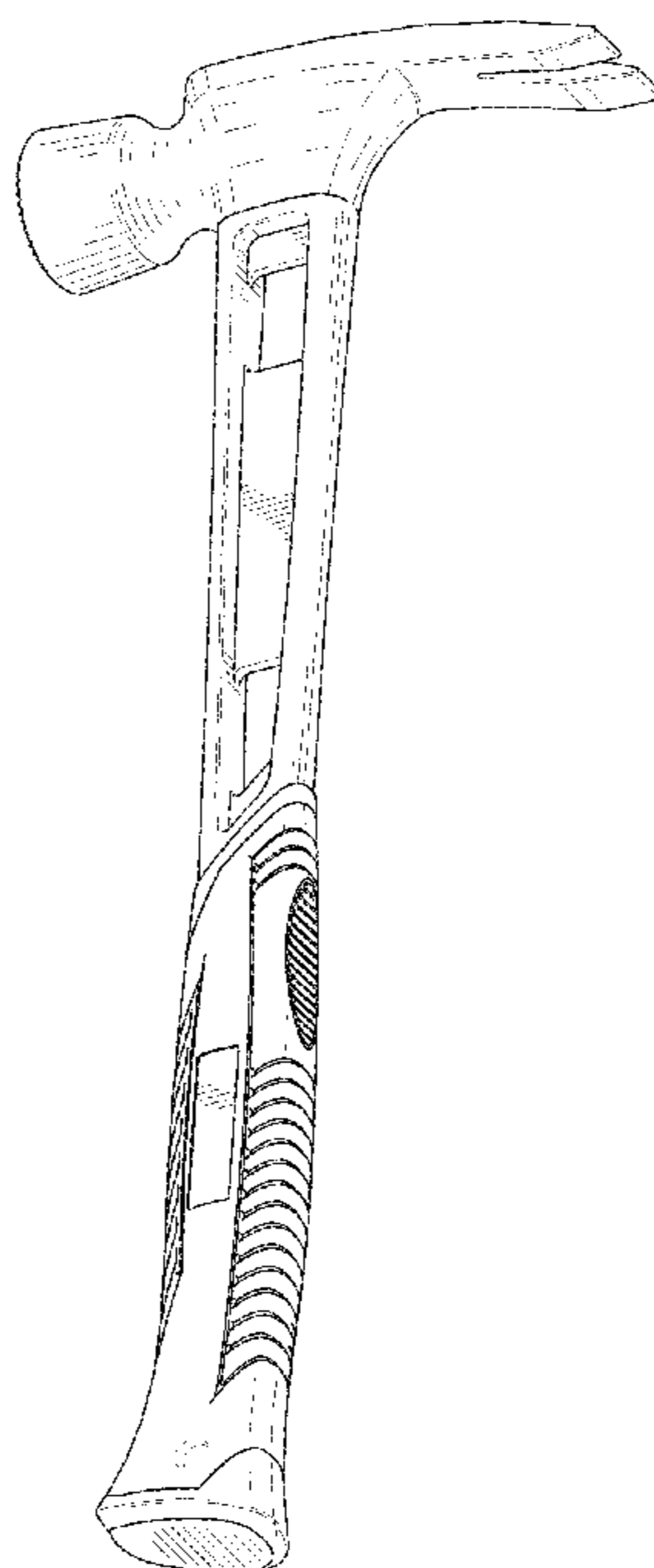
(57) **CLAIM**

The ornamental design for a hammer, as shown and described.

DESCRIPTION

FIG. 1 is a rear, bottom, right-side perspective view of the hammer
FIG. 2 is a right-side elevational view thereof; and
FIG. 3 is a top plan view thereof;
FIG. 4 is a front elevational view thereof;
FIG. 5 is a rear elevational view thereof;
FIG. 6 is a left-side elevational view thereof; and,
FIG. 7 is a bottom plan view thereof.
The broken lines depict unclaimed portions of the hammer, and thus form no part of the claimed design.

1 Claim, 4 Drawing Sheets



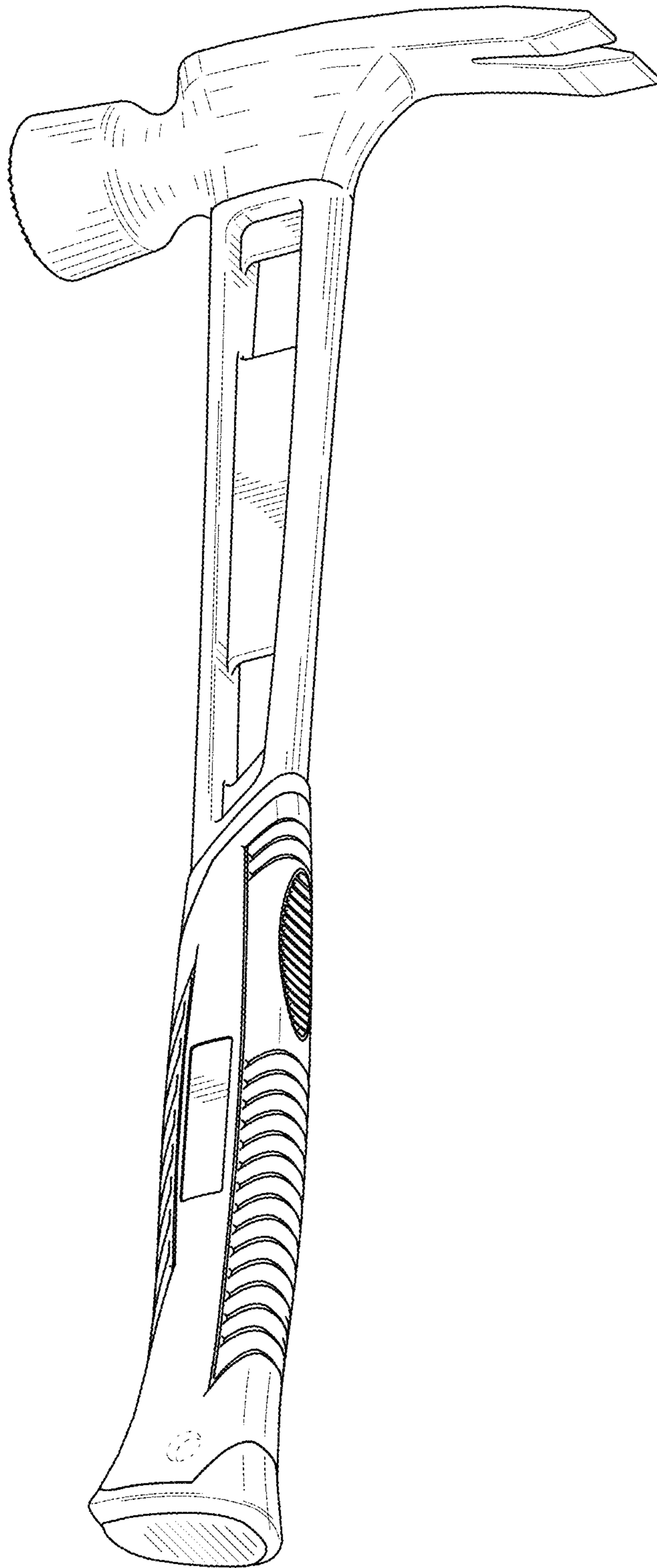


FIG. 1

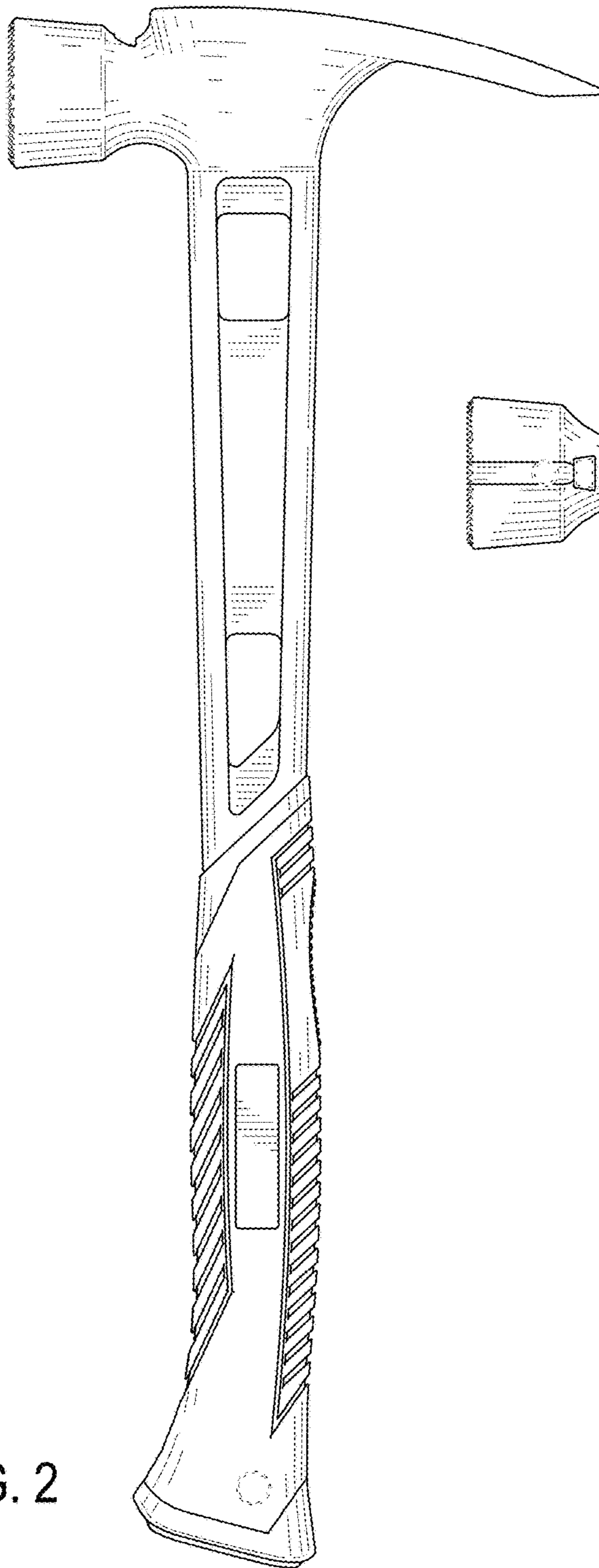


FIG. 2

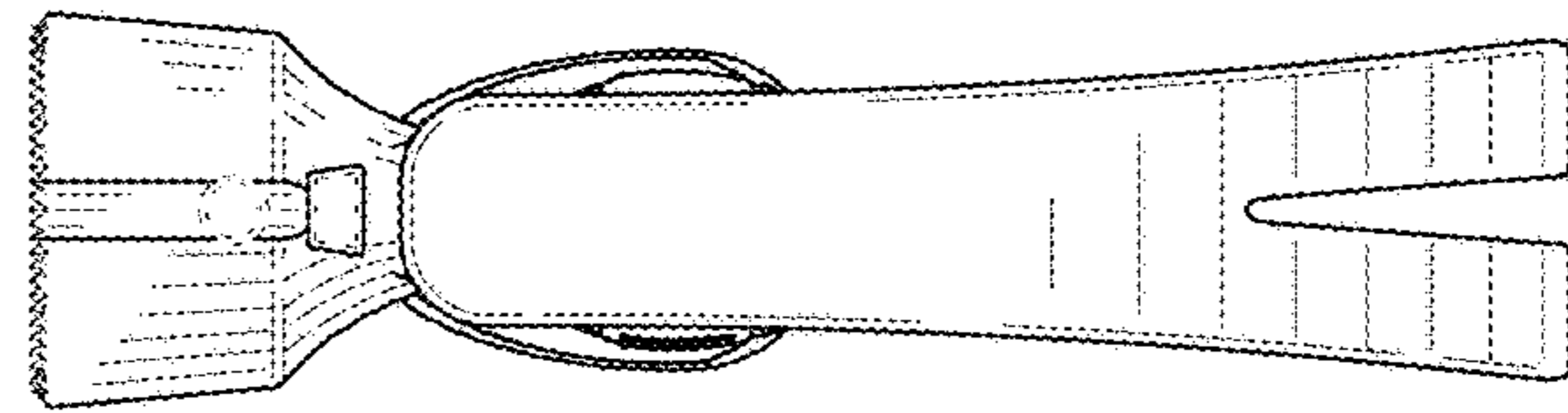


FIG. 3

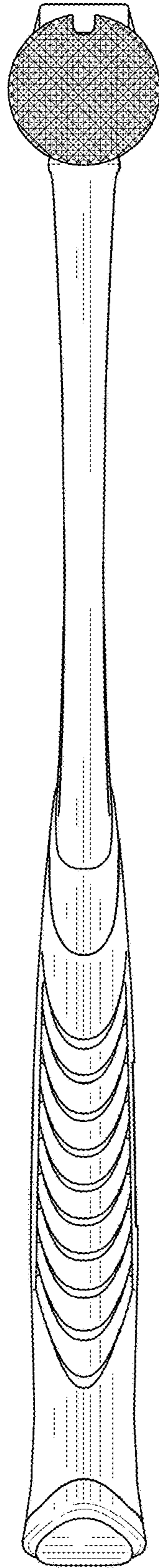


FIG. 4

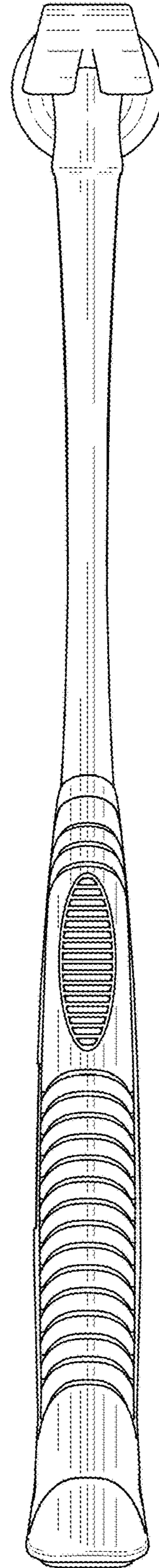


FIG. 5

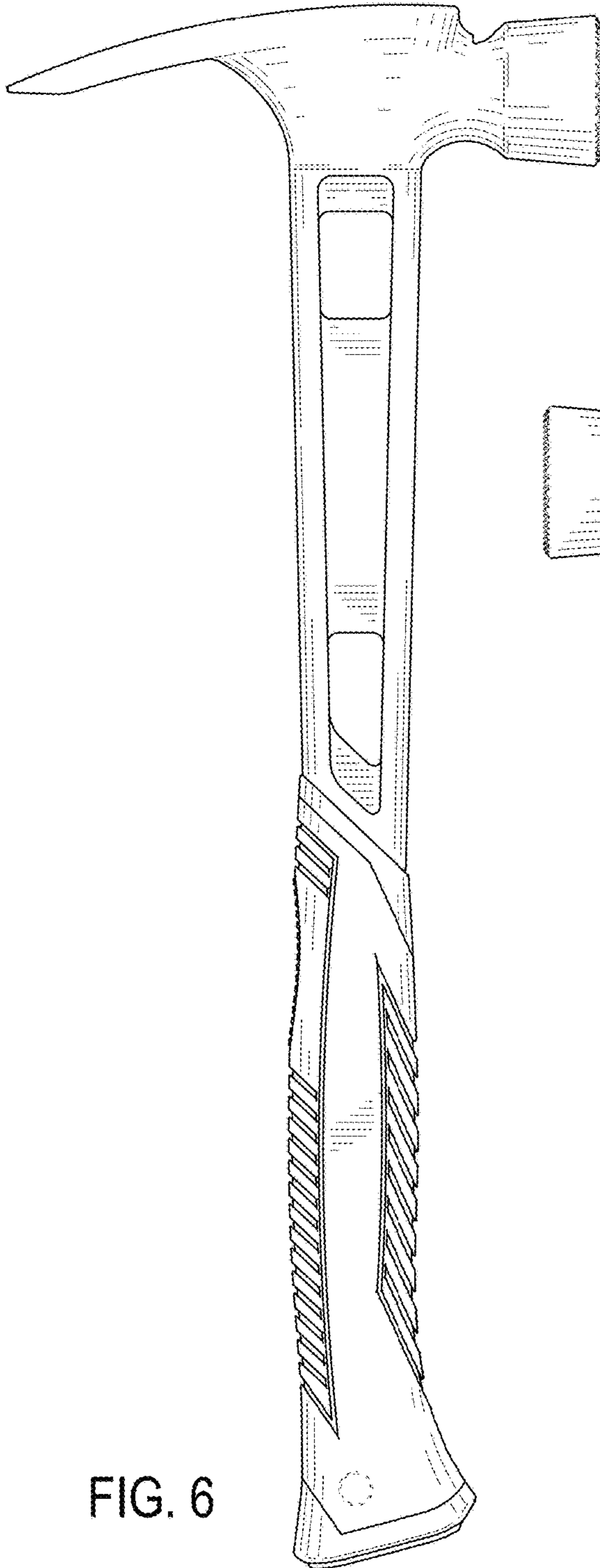


FIG. 6

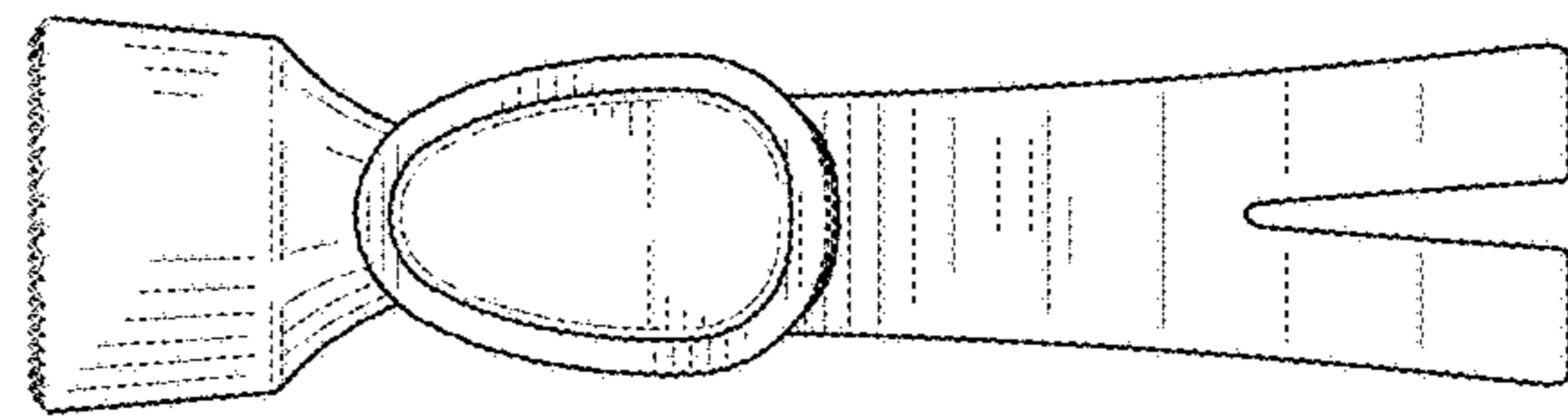


FIG. 7