



US00D826018S

(12) **United States Design Patent**
Dickens

(10) **Patent No.:** **US D826,018 S**

(45) **Date of Patent:** **** Aug. 21, 2018**

- (54) **NOTCHED TROWEL**
- (71) Applicant: **Carroll Benford Dickens**, Santa Ana, CA (US)
- (72) Inventor: **Carroll Benford Dickens**, Santa Ana, CA (US)
- (**) Term: **15 Years**
- (21) Appl. No.: **29/590,455**
- (22) Filed: **Jan. 10, 2017**
- (51) **LOC (11) Cl.** **08-05**
- (52) **U.S. Cl.**
USPC **D8/45**
- (58) **Field of Classification Search**
USPC D8/14, 45; D32/46; D19/1, 40, 27
CPC E04F 21/06; E04F 21/162; E04F 21/163;
B25F 1/00; B44D 3/105
See application file for complete search history.

- 4,773,649 A * 9/1988 Cheng A63F 9/0669
273/157 R
- 4,958,399 A * 9/1990 Toal B05C 17/10
15/145
- 5,231,729 A * 8/1993 Rose B44D 3/105
15/145
- D390,075 S * 2/1998 Beier D8/14
- D448,634 S * 10/2001 Hickman B23D 61/126
D8/20
- 6,318,213 B1 * 11/2001 Hendrix E04D 15/003
254/131.5
- D561,548 S * 2/2008 Martin D8/45
- 7,493,671 B2 * 2/2009 Hurley B25F 1/00
15/235.6
- D619,865 S * 7/2010 Boehler D8/20
- D680,831 S * 4/2013 Zhang D8/20
- D741,126 S * 10/2015 Sis D8/20

* cited by examiner

Primary Examiner — Phillip S Hyder

(57) **CLAIM**

The ornamental design for a notched trowel, as shown and described.

(56) **References Cited**

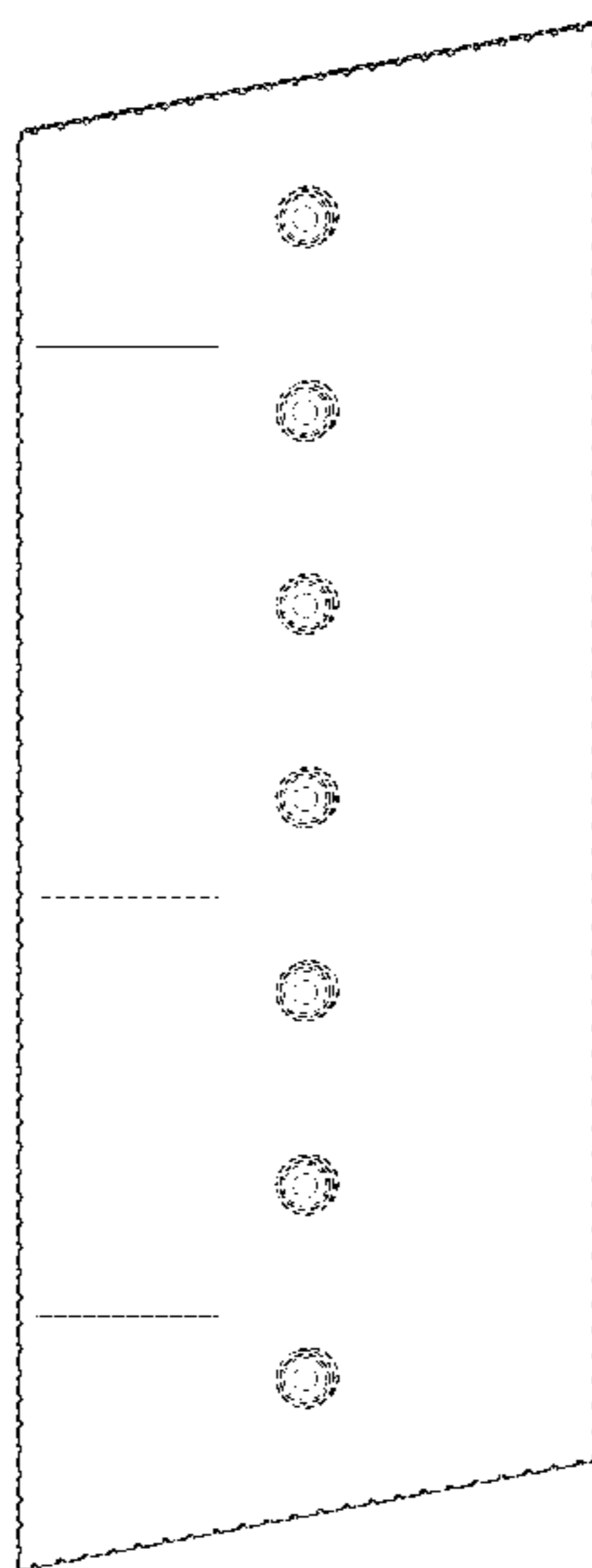
U.S. PATENT DOCUMENTS

- 1,218,145 A * 3/1917 Whittier E04D 15/003
285/322
- 3,023,444 A * 3/1962 Tims, Jr. E04F 21/06
15/235.6
- 3,091,790 A * 6/1963 Schroeder E04D 13/106
15/105
- 3,166,776 A * 1/1965 Selck E04F 21/06
15/235.6
- 3,366,987 A * 2/1968 Giustino A47J 37/06
15/105
- D220,420 S * 4/1971 Rothwell D8/13
- 3,916,472 A * 11/1975 Carder B05C 17/10
15/235.6
- D240,794 S * 8/1976 Marx D32/49
- D265,791 S * 8/1982 Fieni 294/49
- 4,723,382 A * 2/1988 Lalvani E04B 1/3211
273/157 R

DESCRIPTION

FIG. 1 is a perspective view of a notched trowel, showing my new design;
 FIG. 2 is a front view thereof;
 FIG. 3 is a rear view thereof;
 FIG. 4 is a side view thereof;
 FIG. 5 is an opposite side view thereof;
 FIG. 6 is a top view thereof; and,
 FIG. 7 is a bottom view thereof.
 In FIGS. 1, 2 and 4-7, the broken lines showing the environmental structure for purposes of illustrating the notched trowel in a condition of use. The broken lines and the structure they depict form no part of the claimed design.

1 Claim, 5 Drawing Sheets



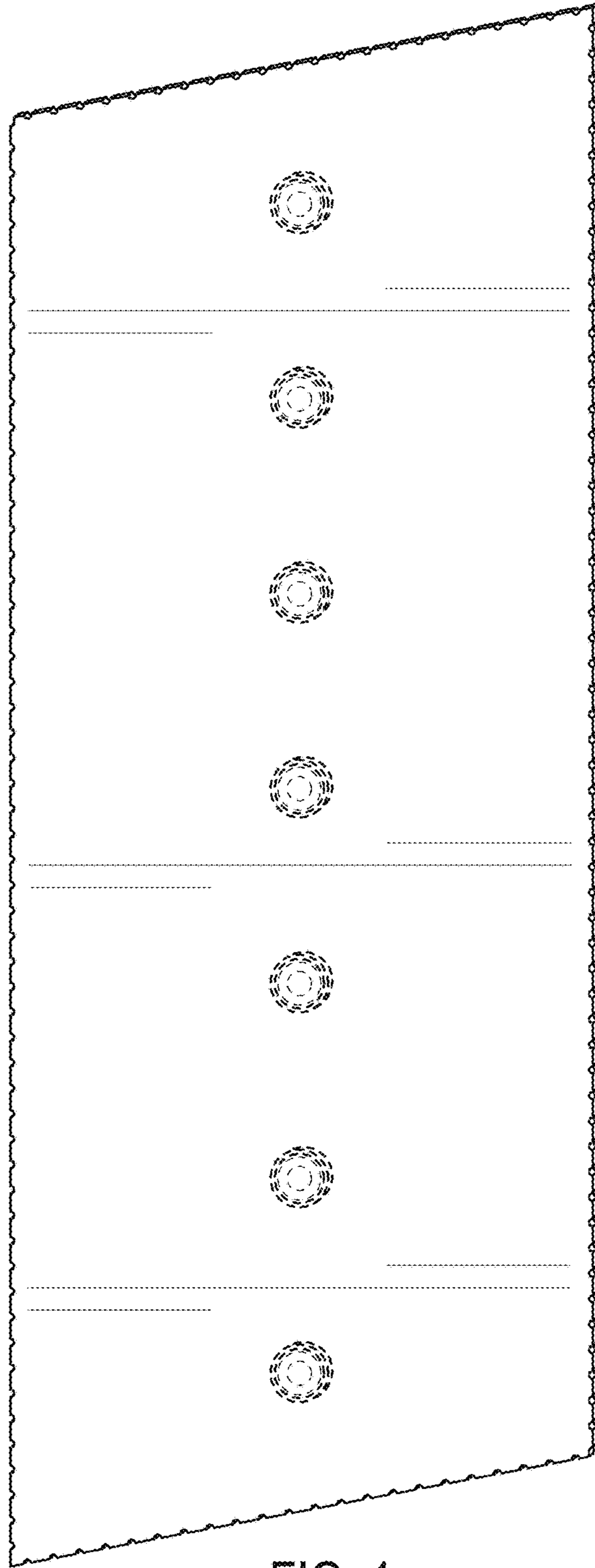


FIG. 1

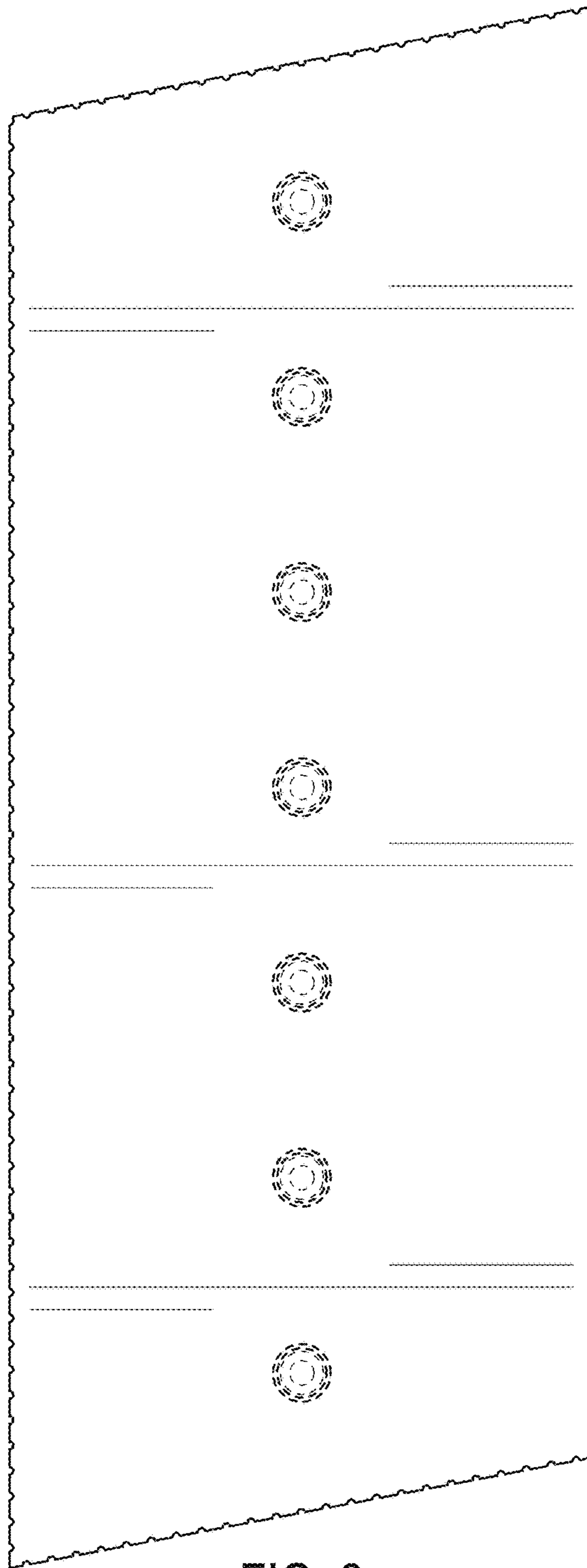


FIG. 2




FIG. 3




FIG. 4

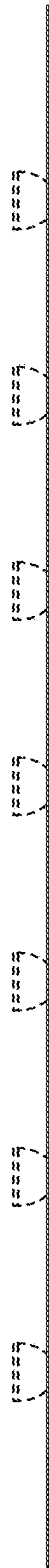


FIG. 5

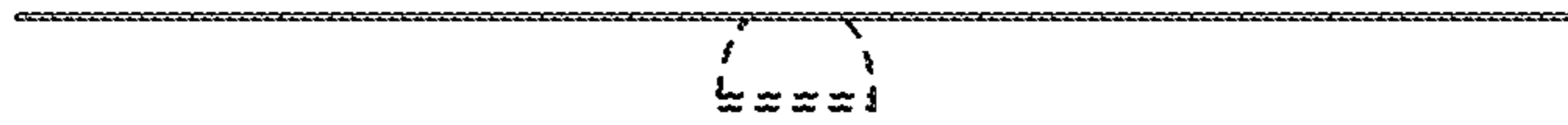


FIG. 6



FIG. 7