



US00D825957S

(12) **United States Design Patent**  
**Carlton**

(10) **Patent No.:** **US D825,957 S**

(45) **Date of Patent:** **\*\* Aug. 21, 2018**

(54) **DESK TOP**

(71) Applicant: **James Harrell Carlton**, Spring, TX  
(US)

(72) Inventor: **James Harrell Carlton**, Spring, TX  
(US)

(\*\*) Term: **15 Years**

(21) Appl. No.: **29/592,319**

(22) Filed: **Jan. 30, 2017**

(51) **LOC (11) Cl.** ..... **06-03**

(52) **U.S. Cl.**  
USPC ..... **D6/652.1**

(58) **Field of Classification Search**  
USPC ..... D6/641, 642, 648, 648.1, 648.2, 648.3,  
D6/648.4, 649, 653, 655, 655.11, 655.13,  
D6/656, 656.15, 699, 708, 708.16,  
D6/708.17, 709, 709.2, 710  
CPC ..... A47B 7/00; A47B 13/08; A47B 13/10;  
A47B 21/00; A47B 2009/006; A47B  
11/00; A47B 2200/002; A47B 3/14; A47B  
83/02; A47B 37/04  
See application file for complete search history.

(56) **References Cited**

U.S. PATENT DOCUMENTS

D62,604 S *	7/1923	DeShields	.....	D6/349
D120,018 S *	4/1940	Remler	.....	D6/699
D139,893 S *	1/1945	Roberts	.....	312/140.1
D201,971 S *	8/1965	Mohon	.....	D6/650
D203,602 S *	2/1966	Dunsman	.....	D6/650
D210,131 S *	2/1968	Rourke	.....	D6/707.15
D266,296 S *	9/1982	Bergquist	.....	D6/689
D276,109 S *	10/1984	Gordon	.....	D6/338
D366,373 S *	1/1996	Reese	.....	D6/650
D383,017 S *	9/1997	Kelly	.....	D6/696.3

D422,429 S *	4/2000	Belka	.....	D6/648.2
D432,824 S *	10/2000	Scheffer	.....	D6/707.15
D584,546 S *	1/2009	Chu	.....	D6/707
D771,982 S *	11/2016	Flaherty	.....	D6/655
D785,386 S *	5/2017	Flaherty	.....	D6/707.15
D796,237 S *	9/2017	Audi	.....	D6/697

\* cited by examiner

*Primary Examiner* — Mary Ann Calabrese

*Assistant Examiner* — Sloan Rozin

(74) *Attorney, Agent, or Firm* — Dossey & Jones, PLLC;  
Phillip Black; James P. Dossey

(57) **CLAIM**

The ornamental design for a desk top, as shown and described.

**DESCRIPTION**

FIG. 1 is a front perspective view of the desk top disclosed herein;

FIG. 2 is a back perspective view of the desk top disclosed herein.

FIG. 3 is a top-side view of the desk top disclosed herein, a bottom-side view (not shown) is a mirror image of this top-side view, sans the raised platform;

FIG. 4 is a back-side view of the desk top disclosed herein;

FIG. 5 is a front-side view of the desk top disclosed herein;

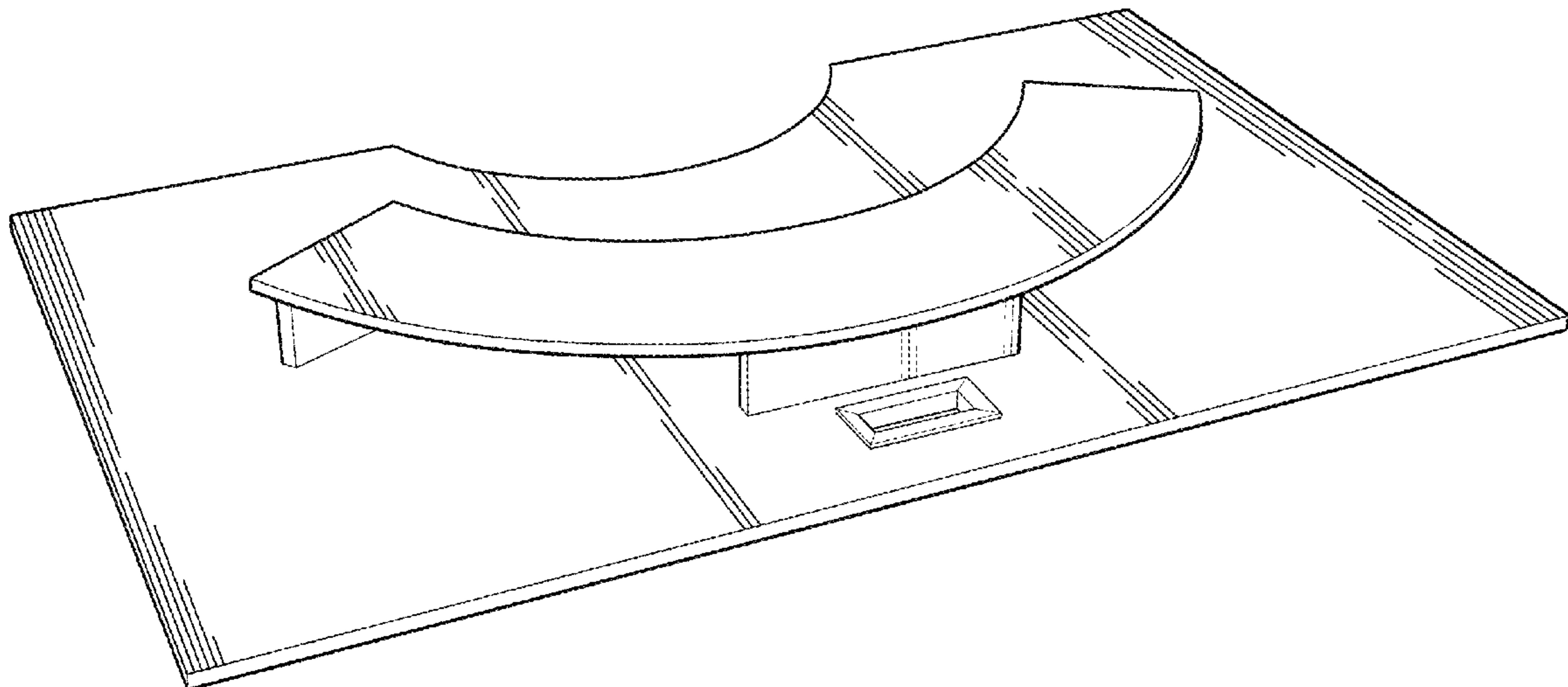
FIG. 6 is a left-side view of the desk top disclosed herein, a right-side view (not shown) is a mirror image of this left-side view;

FIG. 7 is a front perspective view of the desk top in a manner of use; and,

FIG. 8 is a back perspective view of the desk top shown in a manner of use.

The broken lines show environment and do not form a part of the claimed design.

**1 Claim, 4 Drawing Sheets**



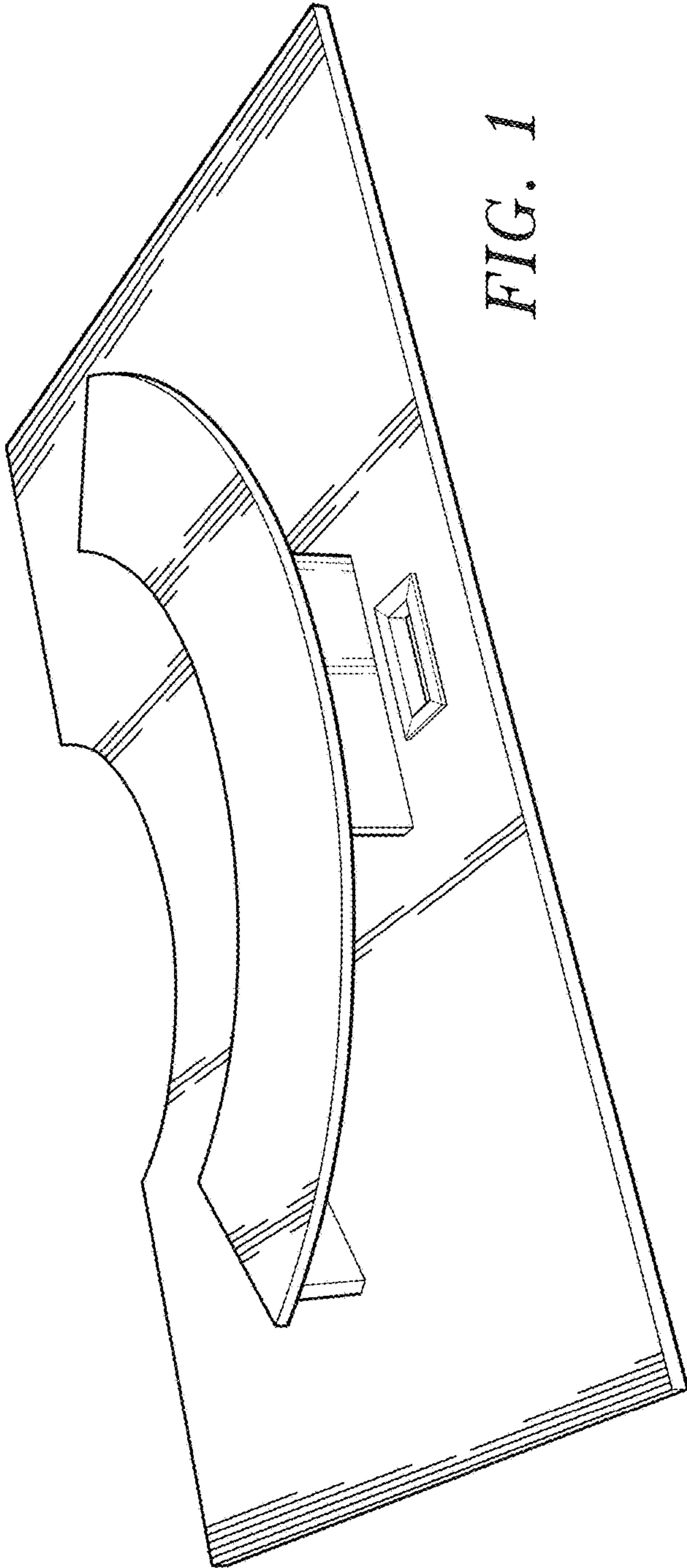


FIG. 1

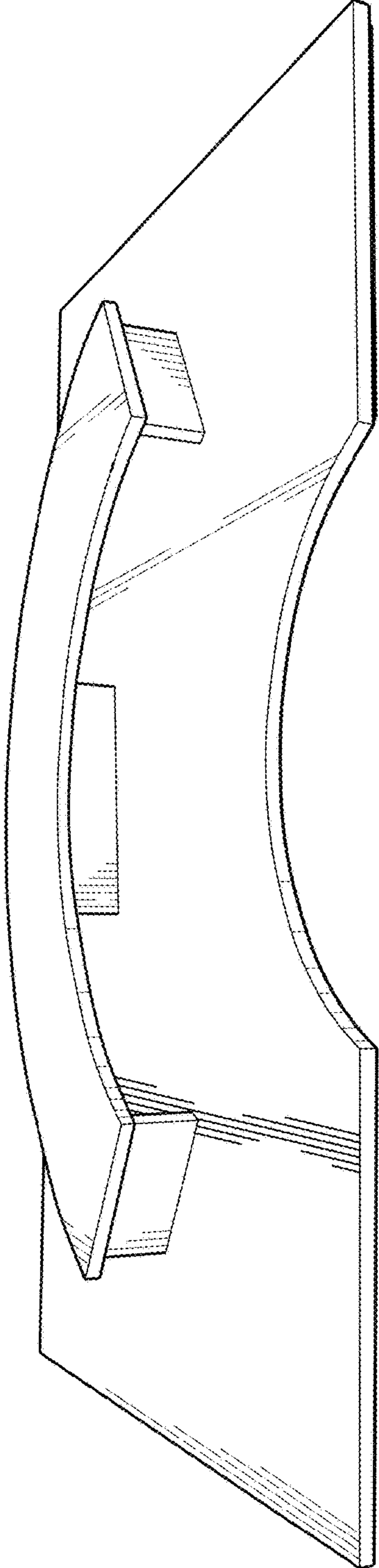
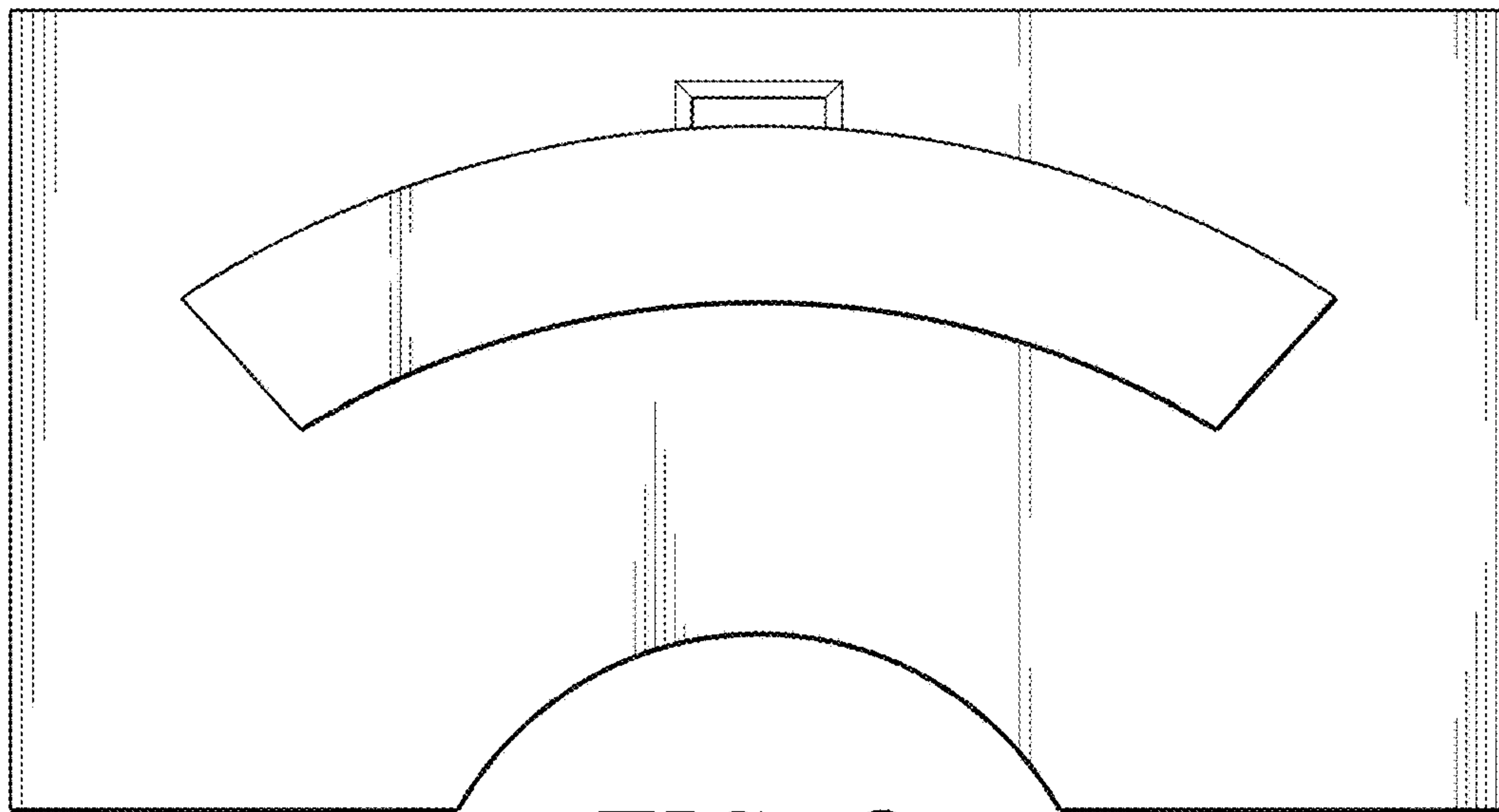




FIG. 2



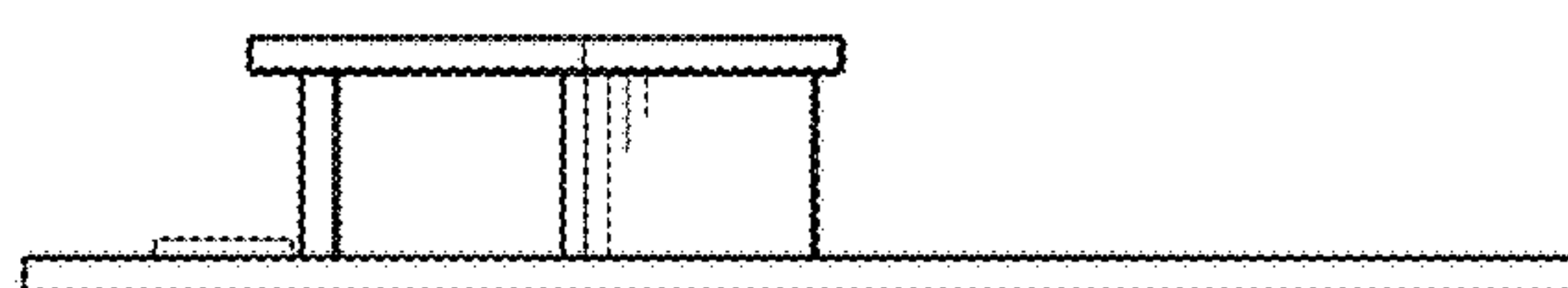
*FIG. 3*



*FIG. 4*



*FIG. 5*



*FIG. 6*



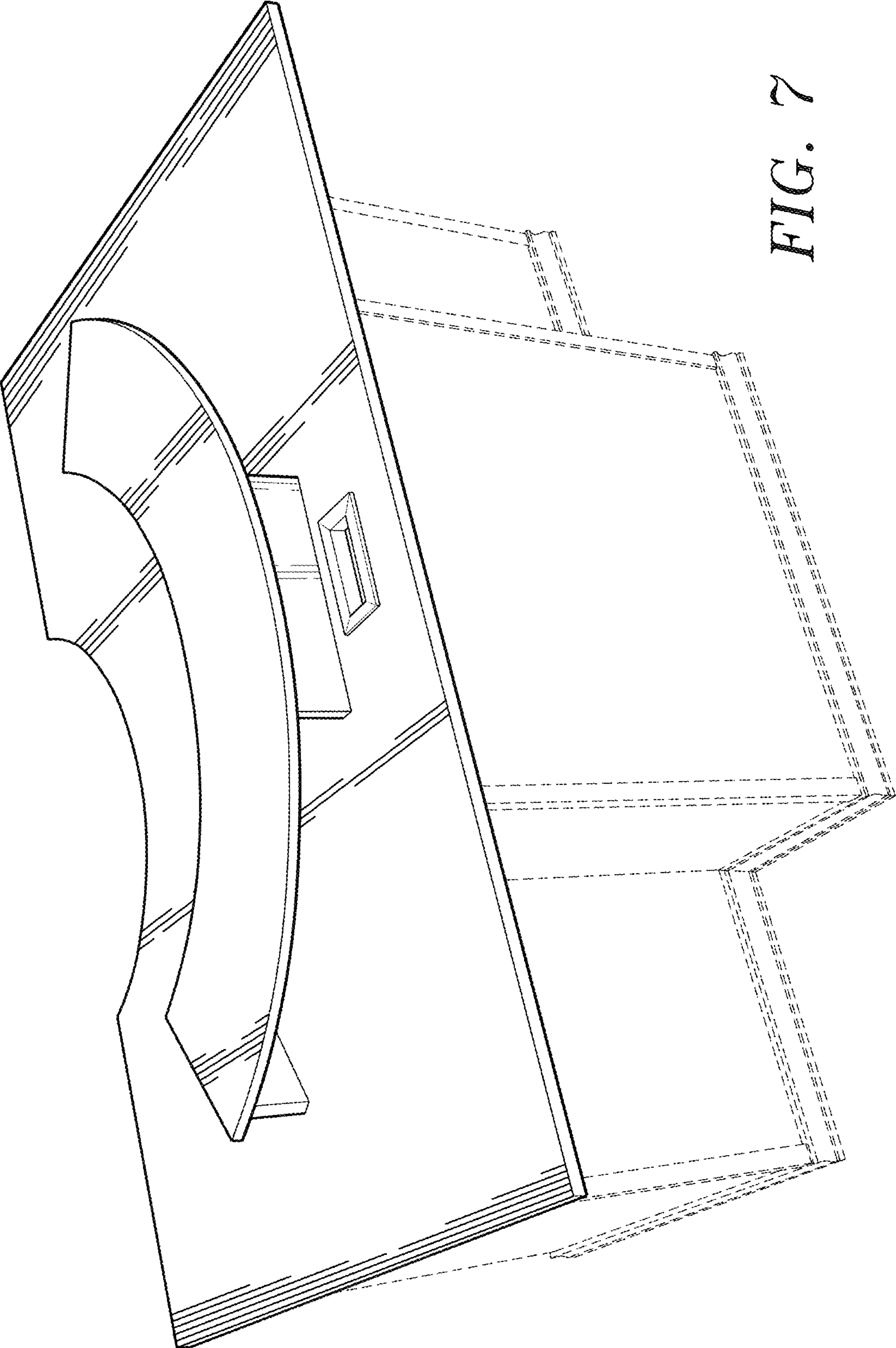


FIG. 7

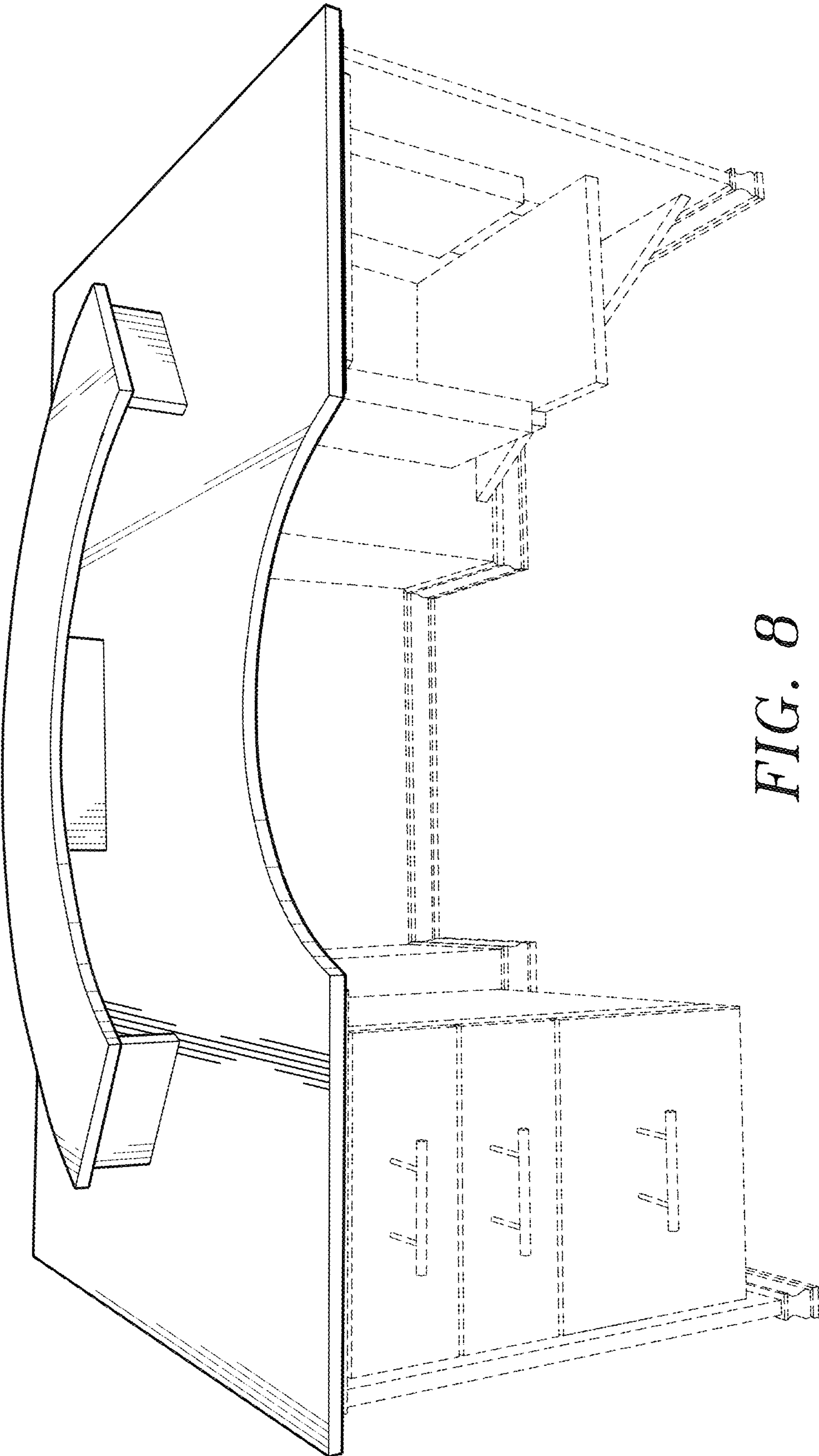


FIG. 8