



US00D825948S

(12) **United States Design Patent** (10) **Patent No.:** **US D825,948 S**
George, II et al. (45) **Date of Patent:** **** Aug. 21, 2018**

(54) **CHAIR**

(56) **References Cited**

(71) Applicants: **Daniel C. George, II**, Grand Rapids, MI (US); **Matthew Jung**, Grand Rapids, MI (US); **Jean Joseph**, South Haven, MI (US)

U.S. PATENT DOCUMENTS

D98,545 S	*	2/1936	Pumphrey	D6/364
D307,983 S	*	5/1990	Choi	D6/334
D480,882 S	*	10/2003	Ricci	D6/334
D495,889 S	*	9/2004	Ricci	D6/334
D511,899 S	*	11/2005	White, III	D6/334
D514,334 S	*	2/2006	Ricci	D6/334
D552,860 S	*	10/2007	Ricci	D6/334
D571,561 S	*	6/2008	Natuzzi	D6/334
D769,015 S	*	10/2016	George, II	D6/371
D790,244 S	*	6/2017	George, II	D6/371
D806,428 S	*	1/2018	George, II	D6/371

(72) Inventors: **Daniel C. George, II**, Grand Rapids, MI (US); **Matthew Jung**, Grand Rapids, MI (US); **Jean Joseph**, South Haven, MI (US)

* cited by examiner

(73) Assignee: **COMFORT RESEARCH, LLC**, Grand Rapids, MI (US)

Primary Examiner — Mimosa De

(**) Term: **15 Years**

(74) *Attorney, Agent, or Firm* — King & Partners, PLC

(21) Appl. No.: **29/631,704**

(22) Filed: **Jan. 2, 2018**

(57) **CLAIM**

The ornamental design for a chair, as shown and described.

Related U.S. Application Data

DESCRIPTION

(63) Continuation of application No. 29/608,960, filed on Jun. 27, 2017, now Pat. No. Des. 806,428, which is a continuation of application No. 29/581,314, filed on Oct. 18, 2016, now Pat. No. Des. 790,244, which is a continuation of application No. 29/506,378, filed on Oct. 15, 2014, now Pat. No. Des. 769,015.

FIG. 1 is a front perspective view of a chair showing, in particular, the ornamental design thereof.

FIG. 2 is a rear perspective view of the chair of FIG. 1.

FIG. 3 is a front end view of the chair of FIG. 1.

FIG. 4 is a rear end view of the chair of FIG. 1.

FIG. 5 is a right side view of the chair of FIG. 1. It will be understood that a left side view is a mirror image of the right side view; and,

FIG. 6 is a top plan view of the chair of FIG. 1.

It will be understood that the bottom of the chair is flat and unornamented and/or not visible during normal use.

(51) **LOC (11) Cl.** **06-01**

(52) **U.S. Cl.**
USPC **D6/371**

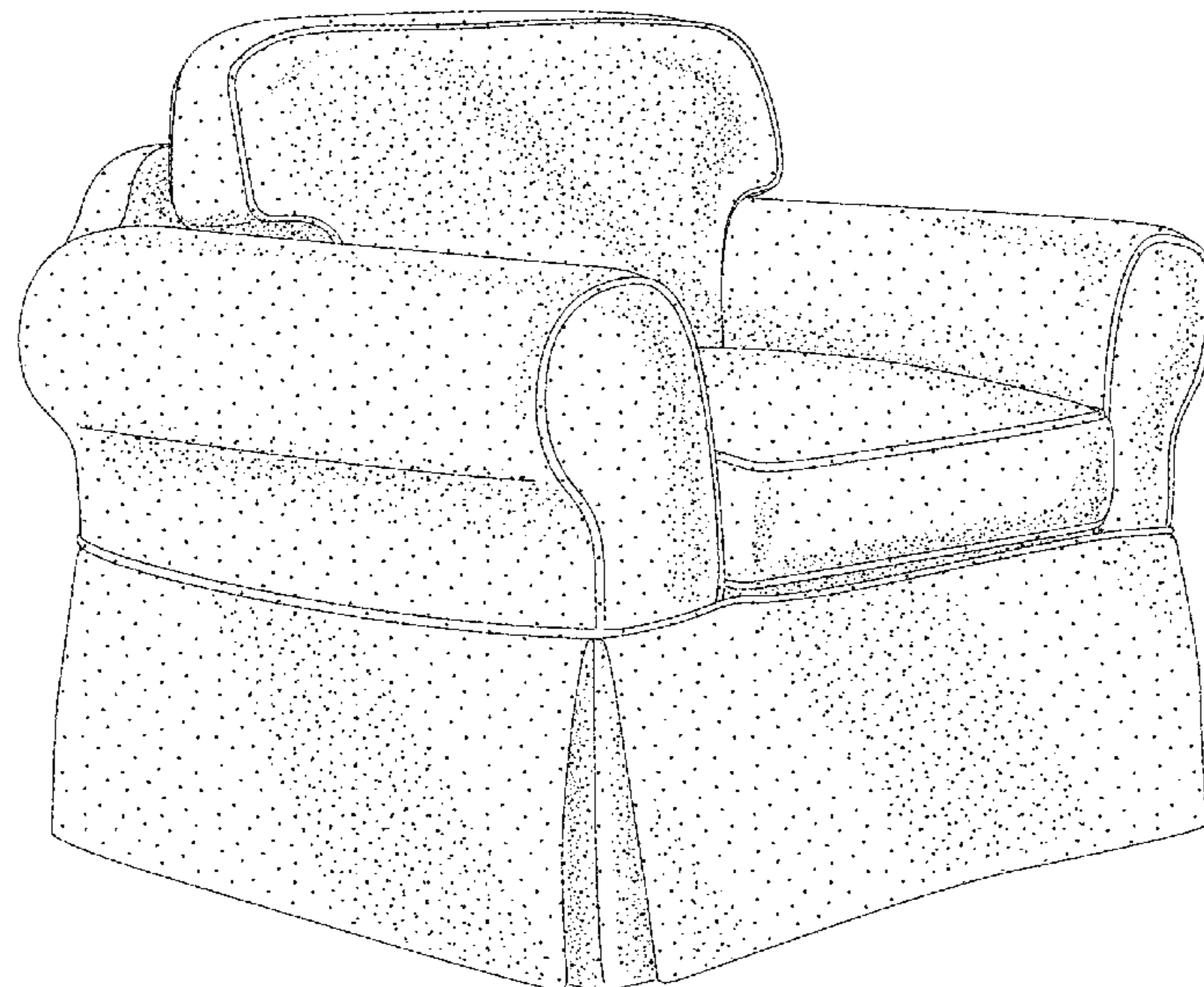
(58) **Field of Classification Search**

USPC D6/334-336, 364, 369, 371, 373, 374, D6/381, 716, 716.1, 716.4

CPC A47C 1/00; A47C 4/02; A47C 4/03; A47C 7/021; A47C 7/18; A47C 7/24

See application file for complete search history.

1 Claim, 6 Drawing Sheets



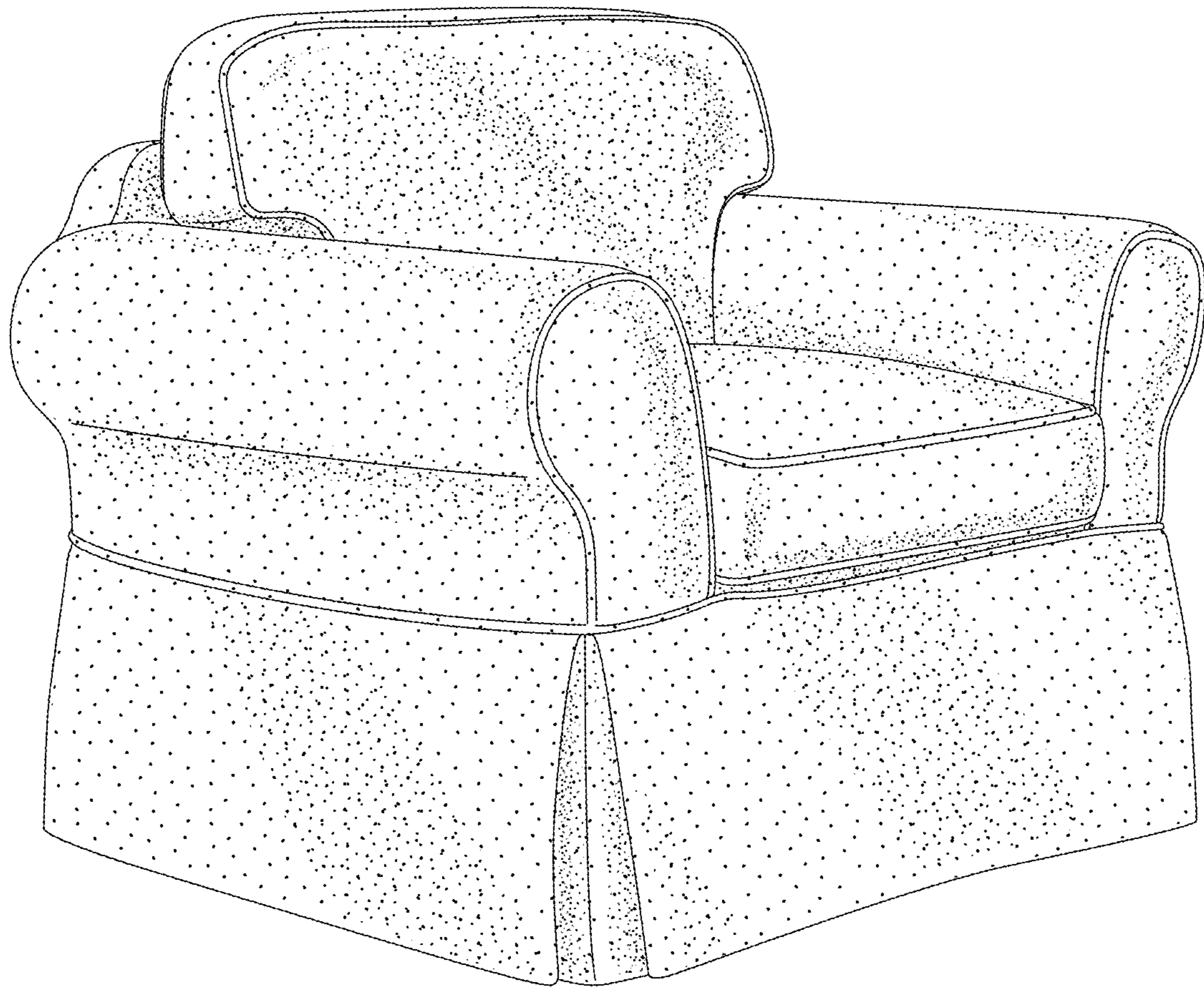


Fig. 1




Fig. 2




Fig. 3




Fig. 4




Fig. 5

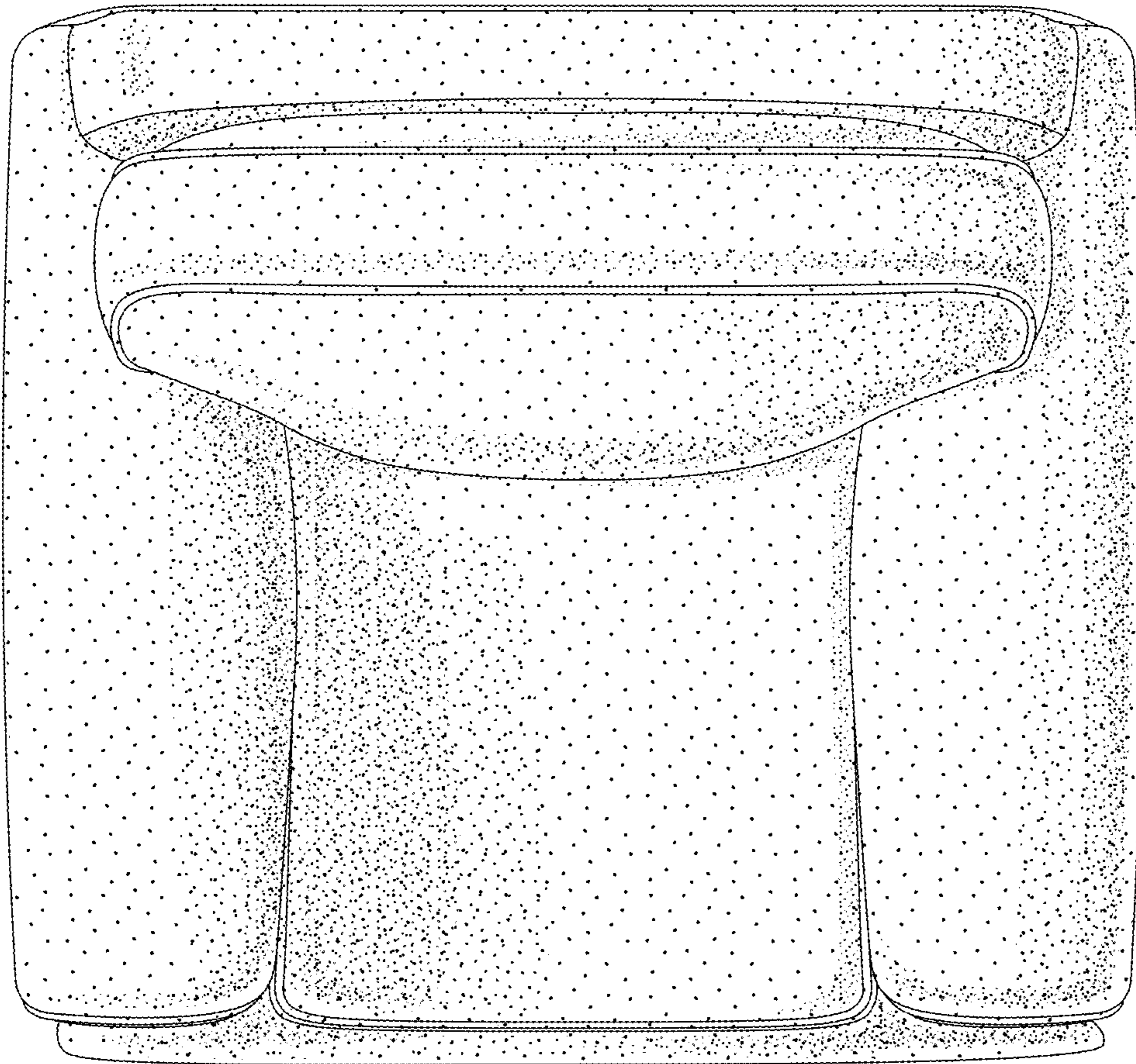


Fig. 6