



US00D825947S

(12) **United States Design Patent** (10) **Patent No.:** **US D825,947 S**
George, II et al. (45) **Date of Patent:** **** Aug. 21, 2018**

(54) **CHAIR**

(56) **References Cited**

(71) Applicants: **Daniel C. George, II**, Grand Rapids, MI (US); **Matthew Jung**, Grand Rapids, MI (US); **Jean Joseph**, South Haven, MI (US)

U.S. PATENT DOCUMENTS

D123,275 S	*	10/1940	Popkin	D6/334
D368,377 S	*	4/1996	Laslo	D6/334
D464,816 S	*	10/2002	Leib	D6/335
D498,598 S	*	11/2004	Schweikarth	D6/334
D546,571 S	*	7/2007	Ricci	D6/334
D550,972 S	*	9/2007	Caywood	D6/334
D569,111 S	*	5/2008	Swanson	D6/334
D677,925 S	*	3/2013	Banda	D6/381
D724,858 S	*	3/2015	Lee	D6/371
D741,614 S	*	10/2015	George, II	D6/371
D756,676 S	*	5/2016	George, II	D6/371
D769,639 S	*	10/2016	George, II	D6/371
D790,245 S	*	6/2017	George, II	D6/371
D806,427 S	*	1/2018	George, II	D6/371

(72) Inventors: **Daniel C. George, II**, Grand Rapids, MI (US); **Matthew Jung**, Grand Rapids, MI (US); **Jean Joseph**, South Haven, MI (US)

(73) Assignee: **Comfort Research, LLC**, Grand Rapids, MI (US)

(**) Term: **15 Years**

* cited by examiner

(21) Appl. No.: **29/631,694**

Primary Examiner — Mimoso De

(22) Filed: **Jan. 2, 2018**

(74) *Attorney, Agent, or Firm* — King & Partners, PLC

Related U.S. Application Data

(63) Continuation of application No. 29/608,950, filed on Jun. 27, 2017, now Pat. No. Des. 806,427, which is a continuation of application No. 29/582,140, filed on Oct. 25, 2016, now Pat. No. Des. 790,245, which is a continuation of application No. 29/506,370, filed on Oct. 15, 2014, now Pat. No. Des. 769,639.

(57) **CLAIM**

The ornamental design for a chair, as shown and described.

(51) **LOC (11) Cl.** **06-01**

DESCRIPTION

(52) **U.S. Cl.**
USPC **D6/371**

FIG. 1 is a front perspective view of a chair showing, in particular, the ornamental design thereof.

FIG. 2 is a right side view of the chair of FIG. 1. It will be understood that a left side view is a mirror image of the right side view.

(58) **Field of Classification Search**

USPC D6/334-336, 364, 369, 371, 373, 374, D6/381, 716, 716.1, 716.4
CPC A47C 1/00; A47C 4/02; A47C 4/03; A47C 7/021; A47C 7/18; A47C 7/24

FIG. 3 is a top plan view of the chair of FIG. 1.

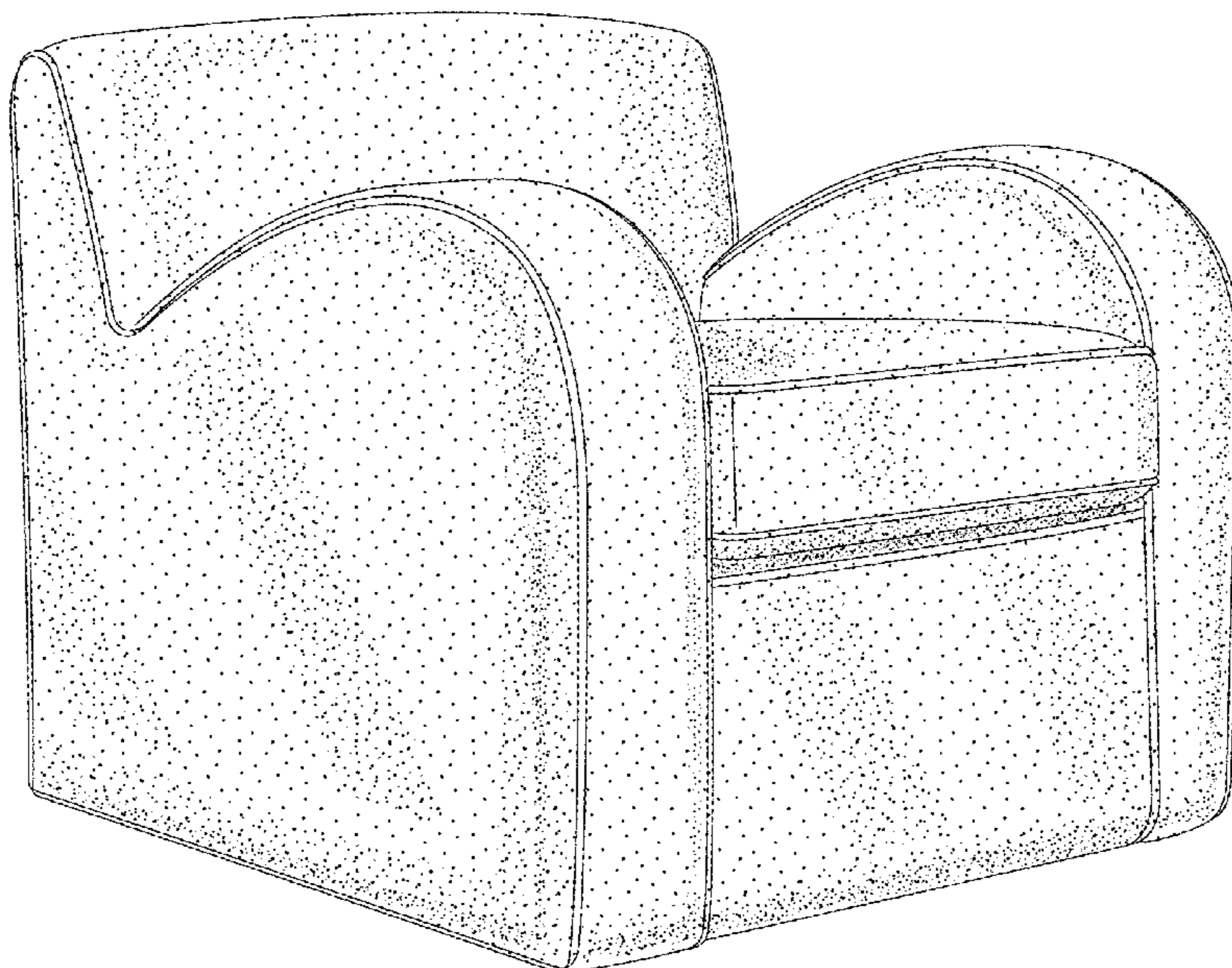
FIG. 4 is a bottom plan view of the chair of FIG. 1.

FIG. 5 is a front end view of the chair of FIG. 1; and,

FIG. 6 is a rear end view of the chair of FIG. 1.

See application file for complete search history.

1 Claim, 6 Drawing Sheets



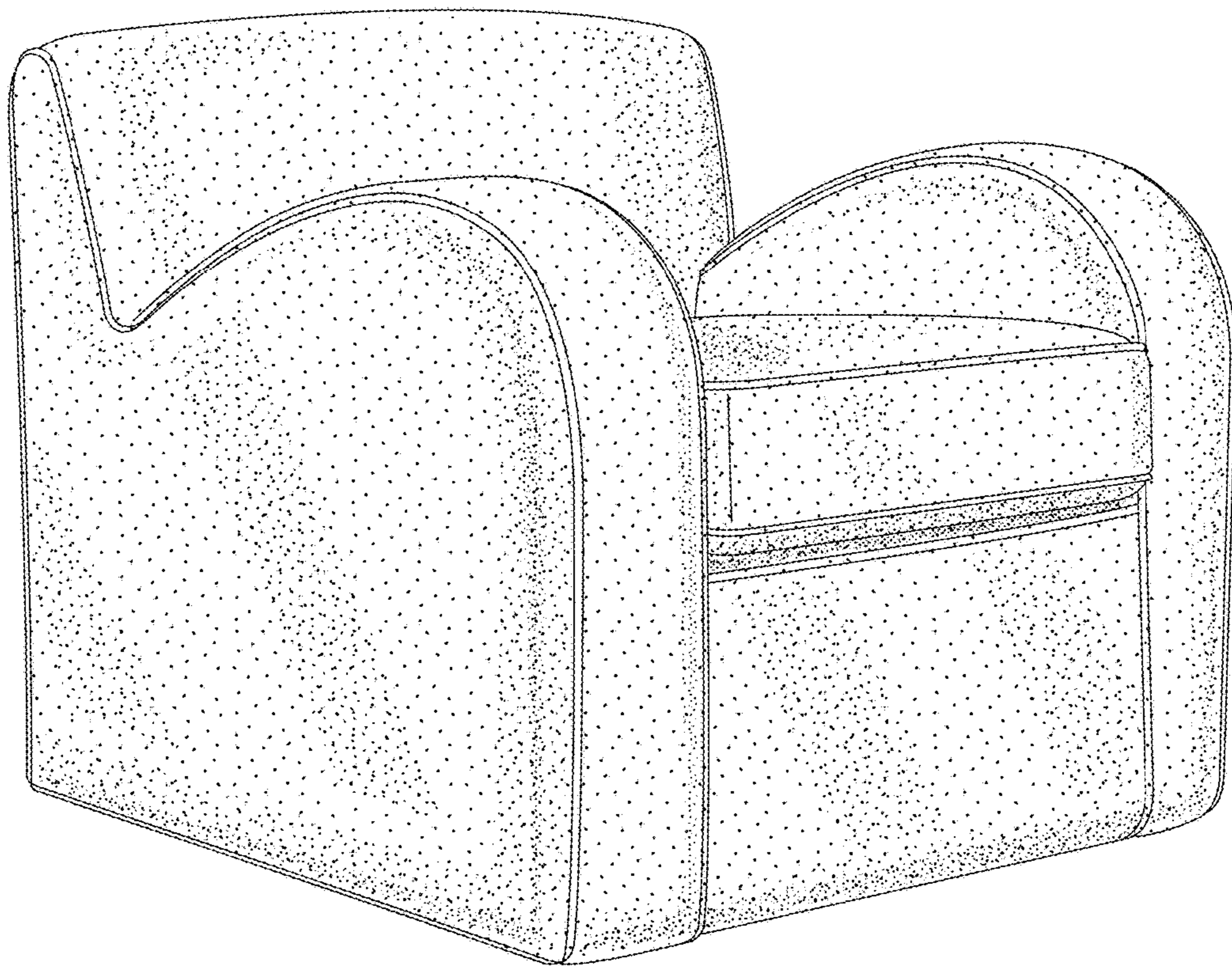


Fig. 1

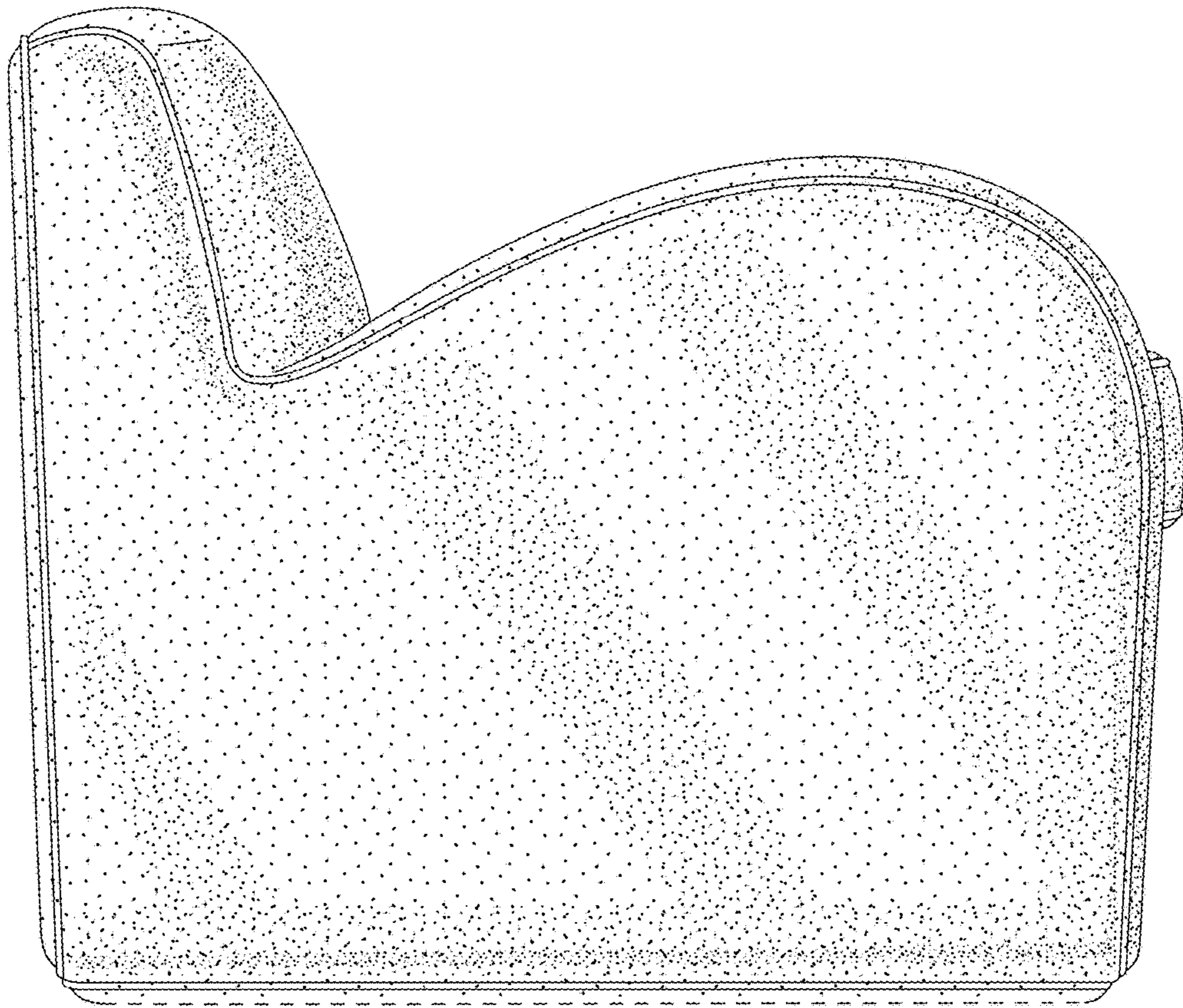


Fig. 2

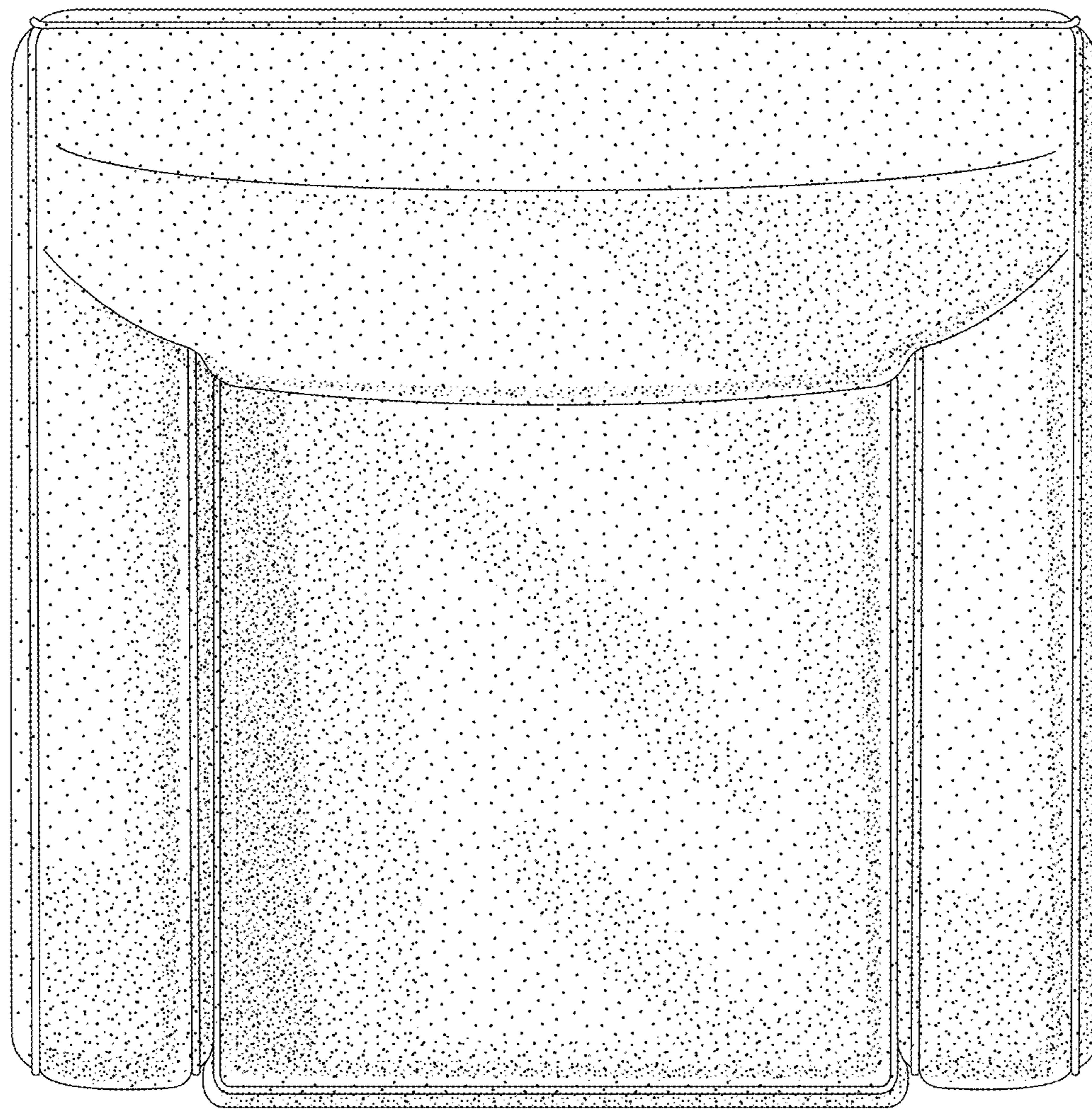


Fig. 3




Fig. 4

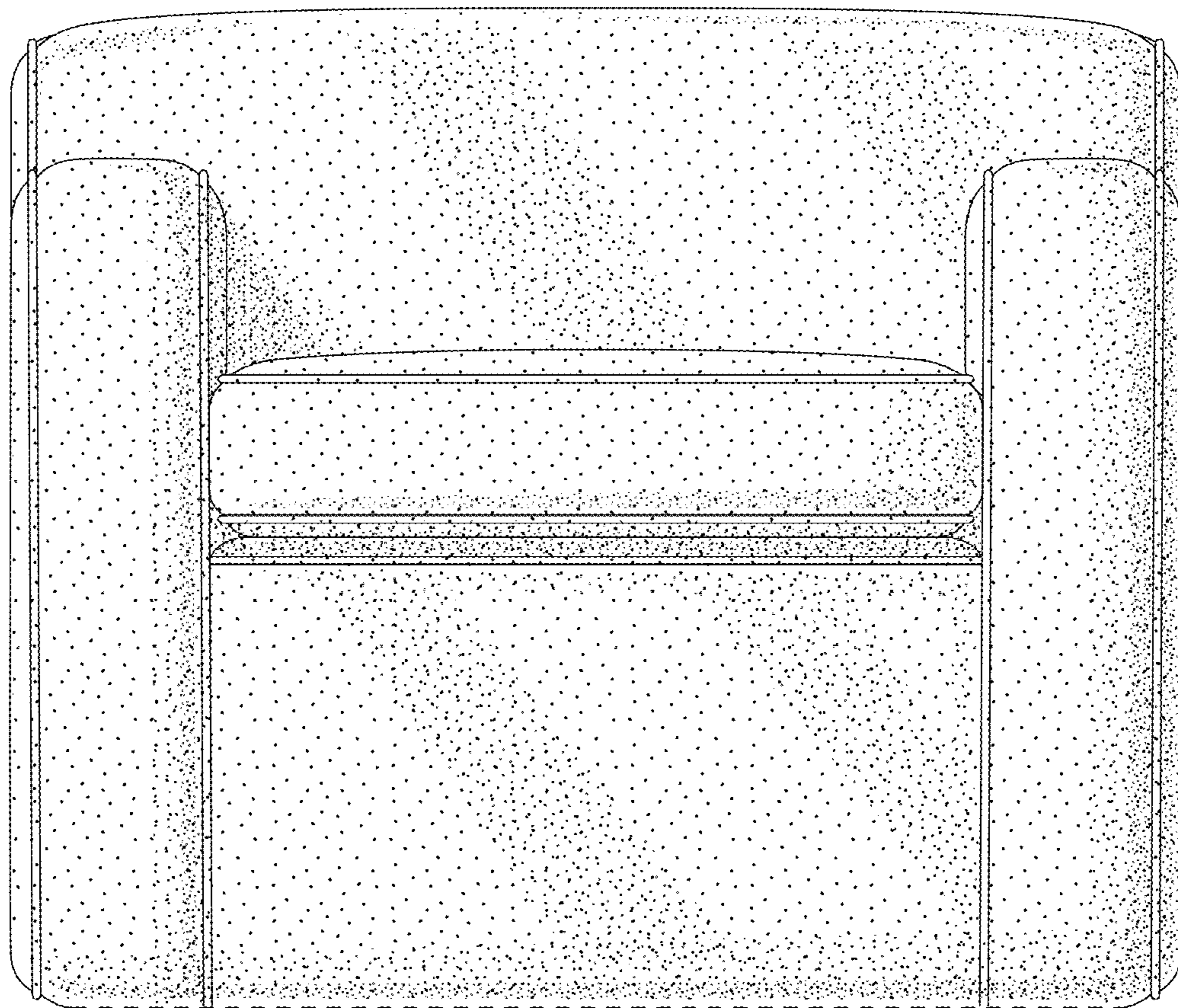


Fig. 5




Fig. 6