



US00D825917S

(12) **United States Design Patent**  
**Harper**

(10) **Patent No.:** **US D825,917 S**

(45) **Date of Patent:** **\*\* Aug. 21, 2018**

(54) **HIP BUCKET**

6,866,172 B2 \* 3/2005 Shackelford ..... A45F 5/00  
224/148.7

(71) Applicant: **Severn Harper**, Bedford, IN (US)

D792,089 S \* 7/2017 Zhang ..... D3/224  
D812,901 S \* 3/2018 Martinez ..... D3/228

(72) Inventor: **Severn Harper**, Bedford, IN (US)

\* cited by examiner

(\*\*) Term: **15 Years**

*Primary Examiner* — Catherine R Oliver-Garcia

(21) Appl. No.: **29/612,086**

(74) *Attorney, Agent, or Firm* — Roberts IP Law; John Roberts

(22) Filed: **Jul. 28, 2017**

(51) **LOC (11) Cl.** ..... **03-01**

(52) **U.S. Cl.** ..... **D3/228**  
USPC ..... **D3/228**

(57) **CLAIM**

(58) **Field of Classification Search**

USPC ..... D3/228, 201, 315; D32/41–43, 53, 53.1,  
D32/54; 248/205.1, 303, 692;  
15/257.05, 257.06; 224/148.7, 148.4,  
224/183, 251, 673–674, 677, 679, 681,  
224/904

The ornamental design for a hip bucket, as shown.

CPC .... A45F 5/02; A45F 5/021; A45F 2200/0575;  
A47L 1/00; A47L 13/51

**DESCRIPTION**

See application file for complete search history.

FIG. 1 is a front perspective view of a hip bucket, showing my new design;

FIG. 2 is a left side elevation view thereof;

FIG. 3 is a right side elevation view thereof;

FIG. 4 is a rear elevation view thereof;

FIG. 5 is a front elevation view thereof;

FIG. 6 is a top plan view thereof; and,

FIG. 7 is a bottom plan view thereof.

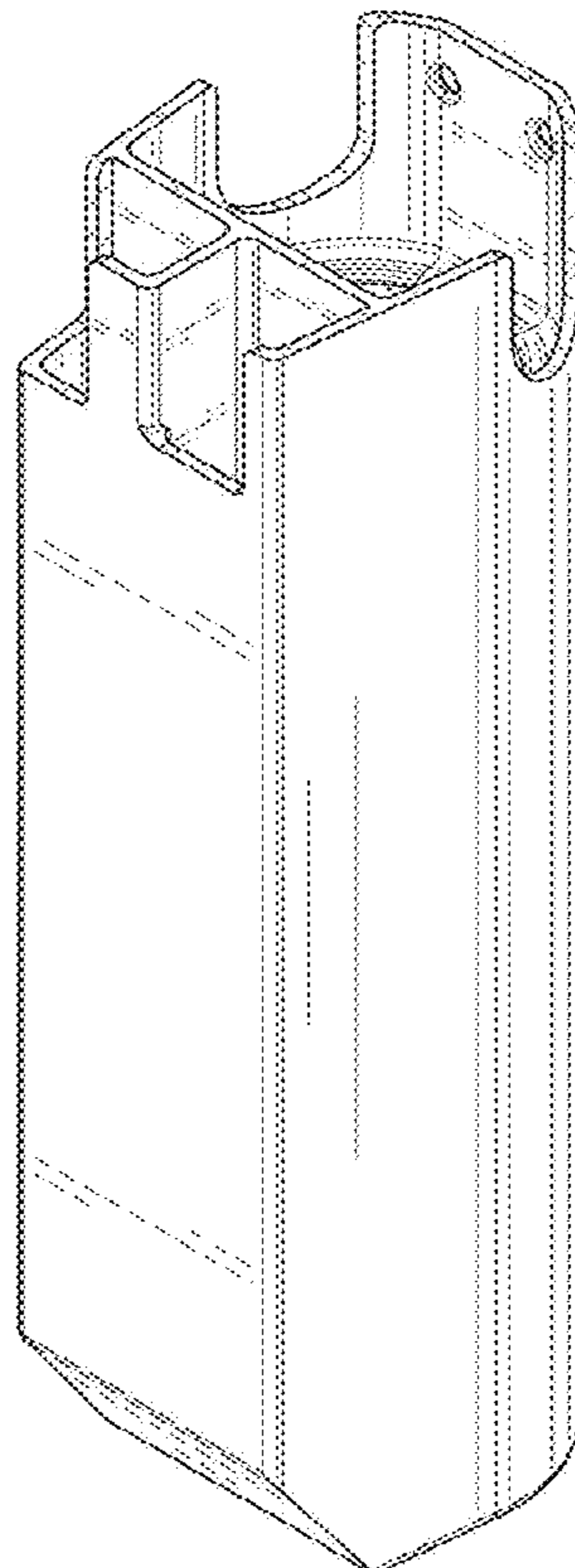
(56) **References Cited**

U.S. PATENT DOCUMENTS

5,076,478 A \* 12/1991 Unger ..... A47L 1/00  
224/148.7

D388,955 S \* 1/1998 Markiewicz ..... D3/228

**1 Claim, 6 Drawing Sheets**



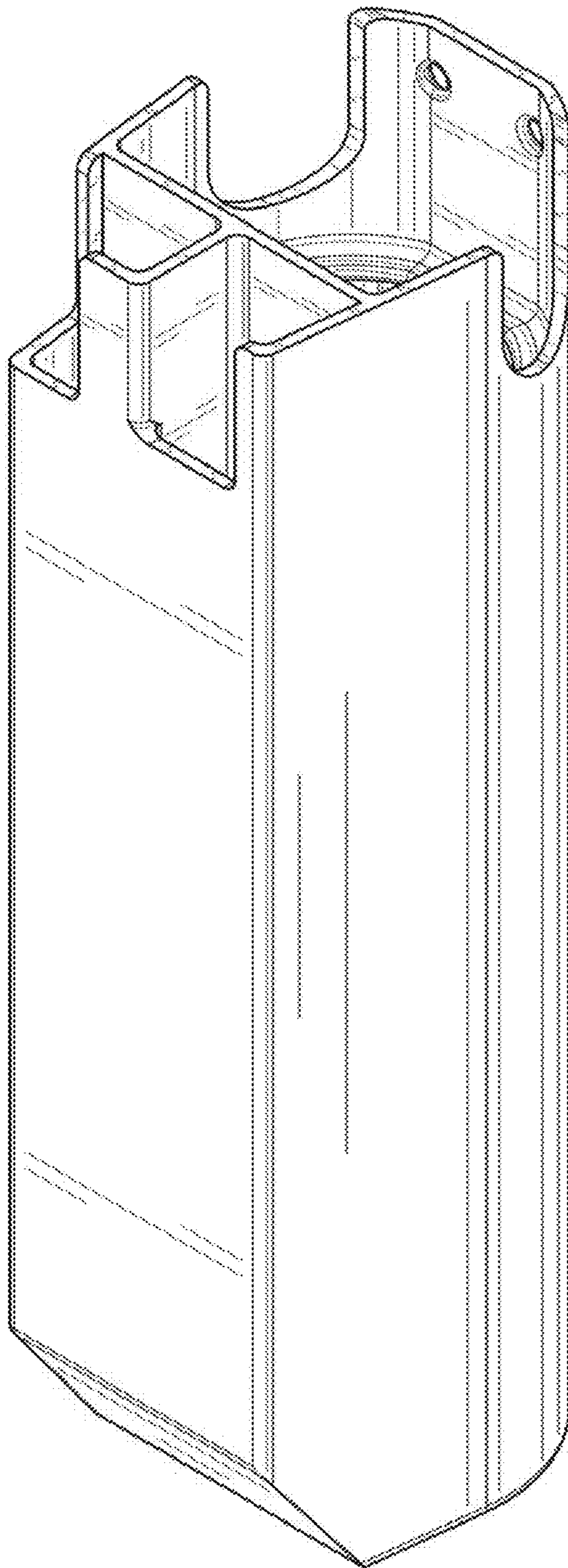


FIG. 1




FIG. 2

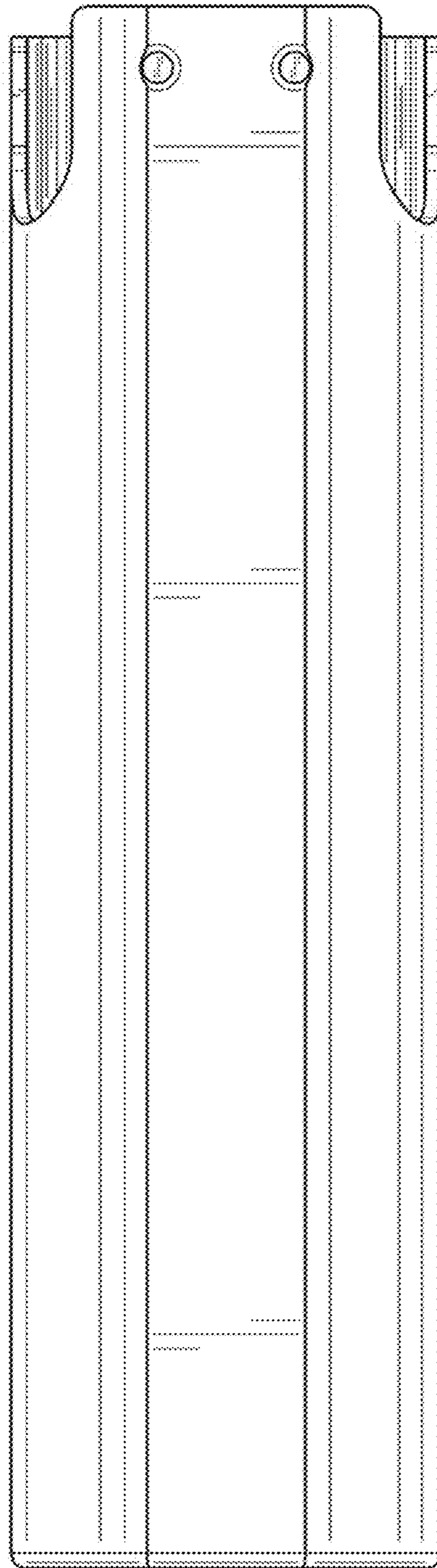


FIG. 3




FIG. 4




FIG. 5

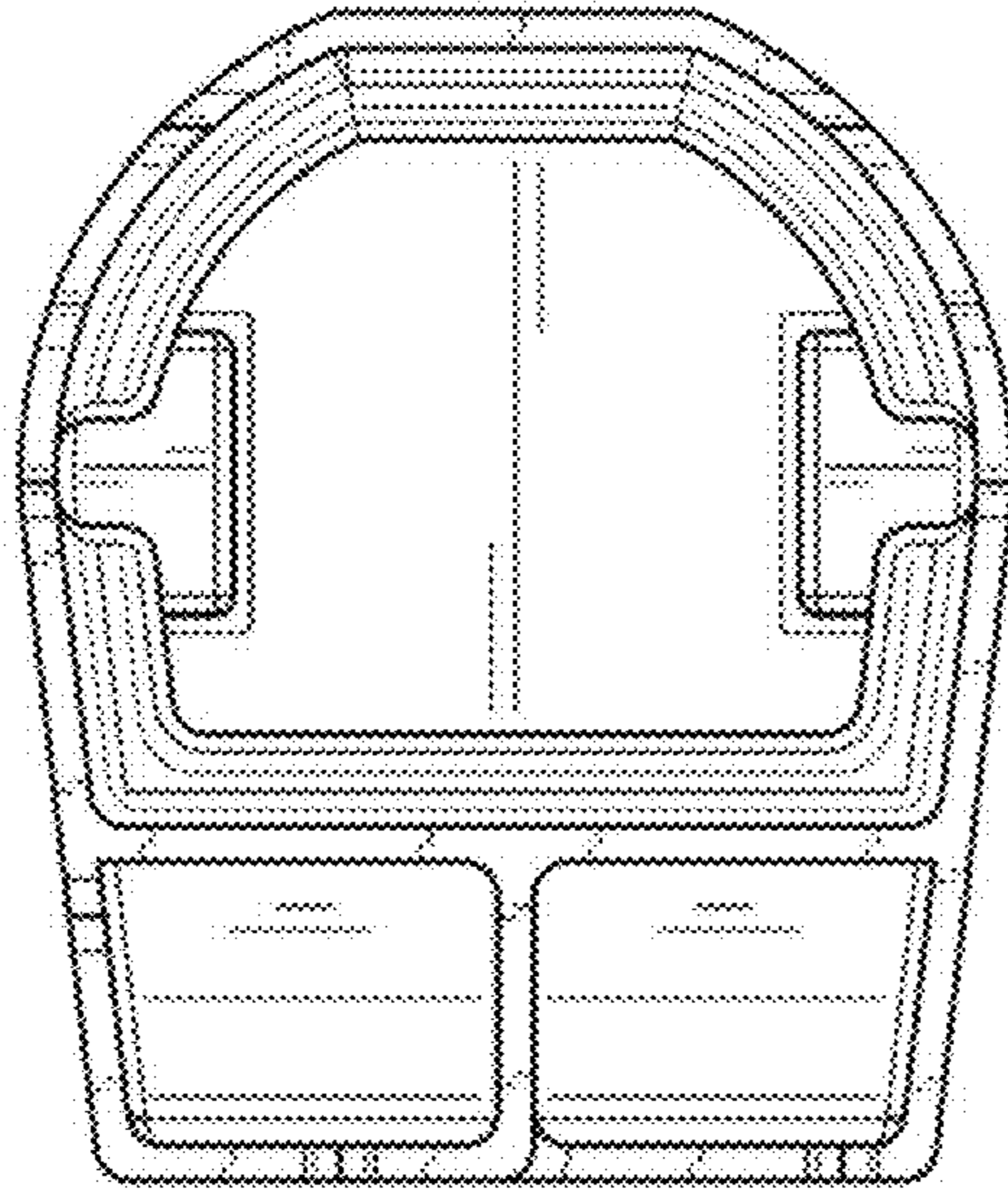


FIG. 6

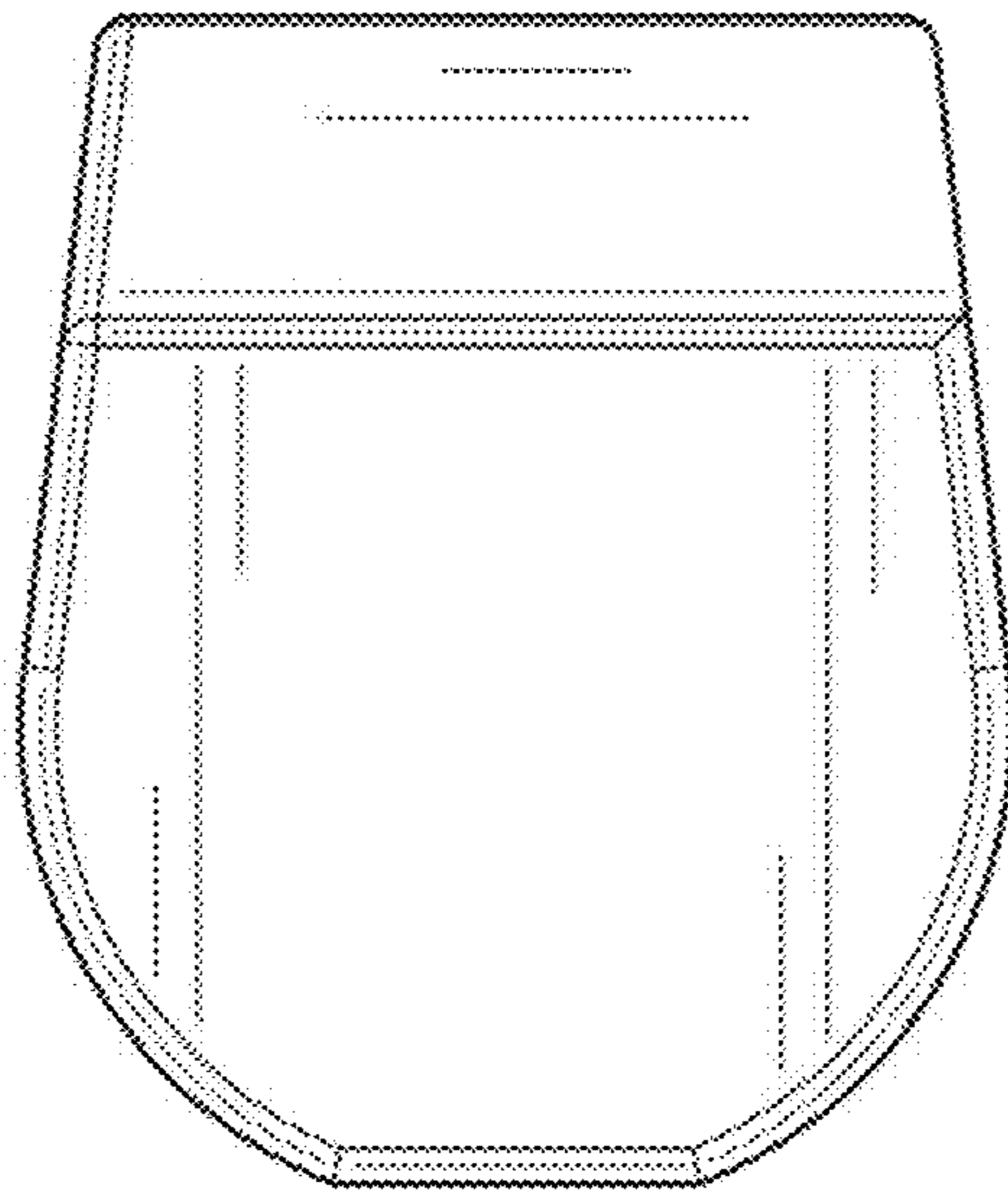


FIG. 7