



US00D825907S

(12) **United States Design Patent** (10) **Patent No.:** **US D825,907 S**
Fu (45) **Date of Patent:** **** Aug. 21, 2018**

(54) **FOOTWEAR**

(71) Applicant: **David Fu**, Hong Kong (HK)

(72) Inventor: **David Fu**, Hong Kong (HK)

(**) Term: **15 Years**

(21) Appl. No.: **29/531,465**

(22) Filed: **Jun. 25, 2015**

(51) **LOC (11) Cl.** **02-04**

(52) **U.S. Cl.**
USPC **D2/961**

(58) **Field of Classification Search**

USPC D2/896, 946, 947, 950, 951, 954, 955,
D2/956, 961, 976, 948, 949, 953, 959,
D2/960, 968

CPC A43B 7/14; A43B 7/1405; A43B 7/141;
A43B 7/1415; A43B 7/142; A43B
7/1425; A43B 7/143; A43B 7/1435; A43B
7/144; A43B 7/1445; A43B 7/145; A43B
7/1455; A43B 7/1475; A43B 7/148; A43B
7/1485; A43B 7/149; A43B 7/1495; A43B
7/16; A43B 7/18; A43B 7/19; A43B 7/22;
A43B 7/223; A43B 7/226; A43B 7/28;
A43B 7/30; A43B 7/34; A43B 7/36;
A43B 7/38; A43B 13/38; A43B 13/383;
A43B 13/386; A43B 13/39; A43B 13/40;
A43B 13/42; A43B 17/14; A43B 17/00;
A43B 17/003; A43B 17/006; A43B
17/02; A43B 17/023; A43B 17/026; A43B
17/03; A43B 17/08; A43B 17/10; A43B
17/102; A43B 17/105; A43B 17/107;
A43B 17/18; A43B 19/00

See application file for complete search history.

(56) **References Cited**

U.S. PATENT DOCUMENTS

1,972,776	A *	9/1934	Hinder	A43B 7/141 36/161
D594,640	S *	6/2009	McMillan	D2/961
D695,001	S *	12/2013	Feldman	D2/961
D699,424	S *	2/2014	Hamm	D2/961
D721,880	S *	2/2015	Finn	D2/961
D722,754	S *	2/2015	Vasyli	D2/961
D729,509	S *	5/2015	Lee	D2/961
D736,510	S *	8/2015	Basile	D2/961
D743,682	S *	11/2015	Bae	D2/961
D746,033	S *	12/2015	Cherneski	D2/961
D747,861	S *	1/2016	Cipriani	D2/961
2010/0146816	A1 *	6/2010	Cappaert	A43B 7/141 36/91

* cited by examiner

Primary Examiner — Elizabeth J Oswecki
(74) *Attorney, Agent, or Firm* — Seed Intellectual
Property Law Group LLP

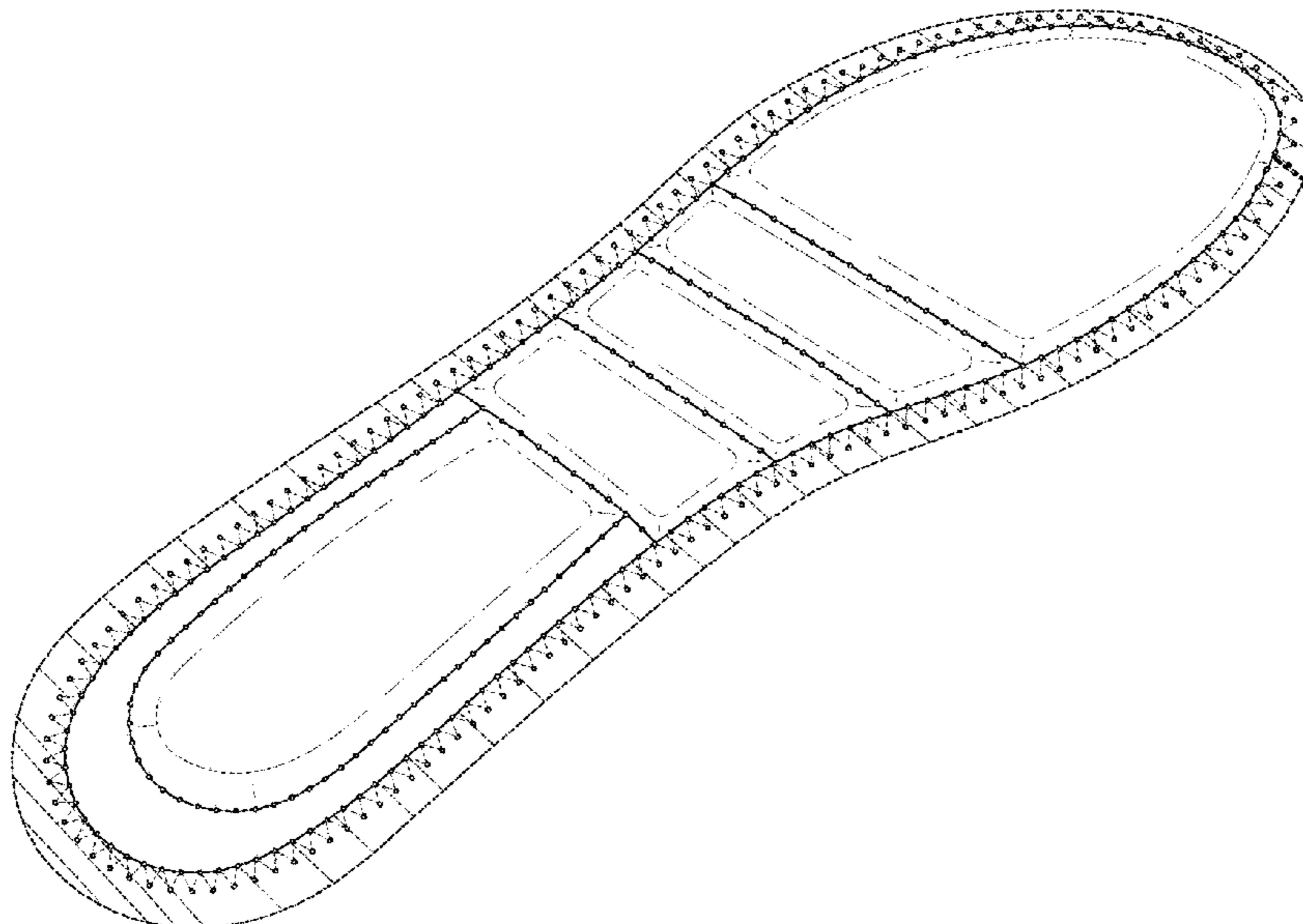
(57) **CLAIM**

The ornamental design for footwear, as shown and described.

DESCRIPTION

FIG. 1 is a top, rear perspective view of footwear showing my new design;
FIG. 2 is a front elevational view thereof;
FIG. 3 is a rear elevational view thereof;
FIG. 4 is a top plan view thereof;
FIG. 5 is a bottom plan view thereof;
FIG. 6 is a left side elevational view thereof; and,
FIG. 7 is a right side elevational view thereof.
Broken lines in the drawings designate features that form no part of the claimed design.

1 Claim, 7 Drawing Sheets



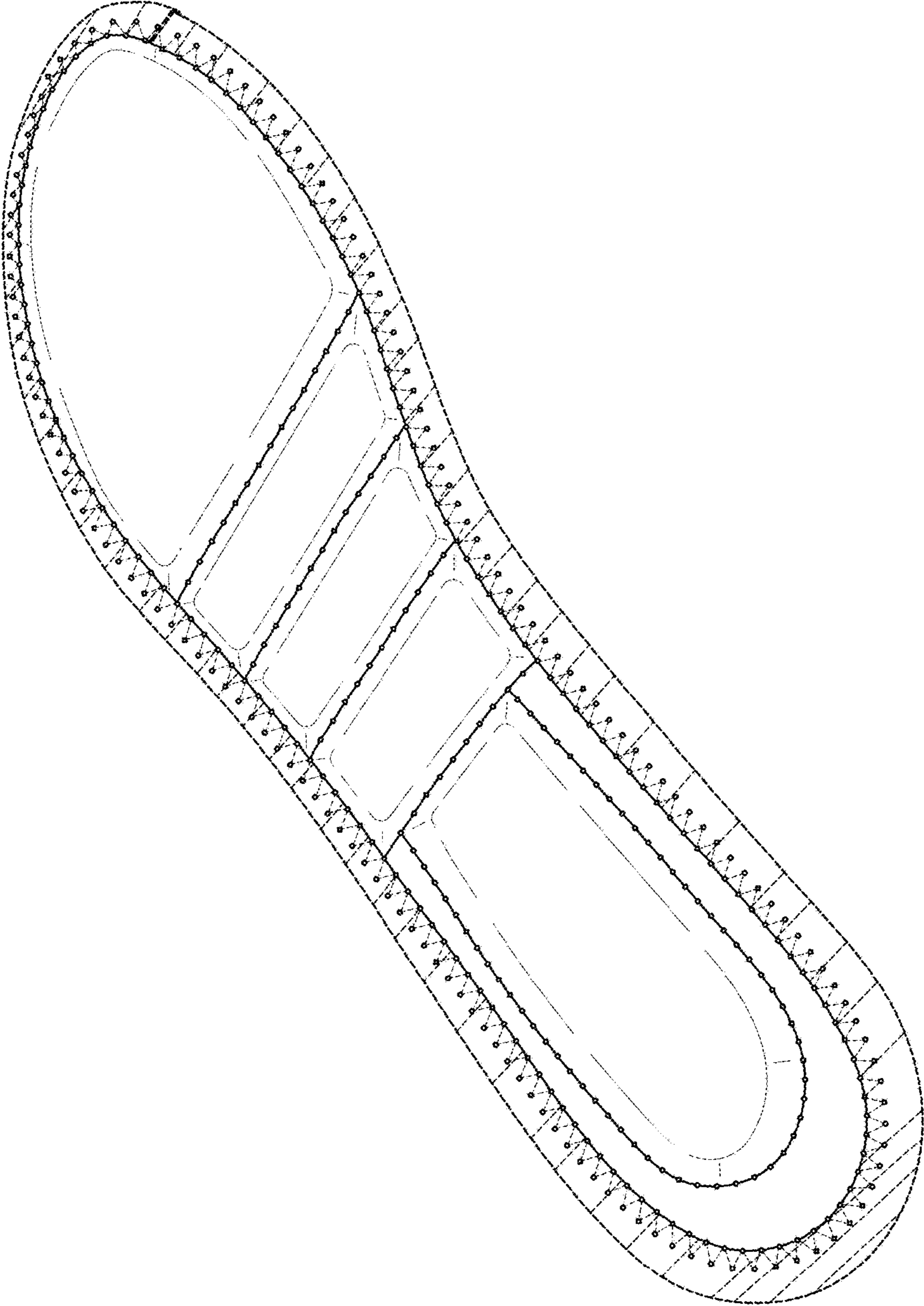


FIG. 1




FIG. 2

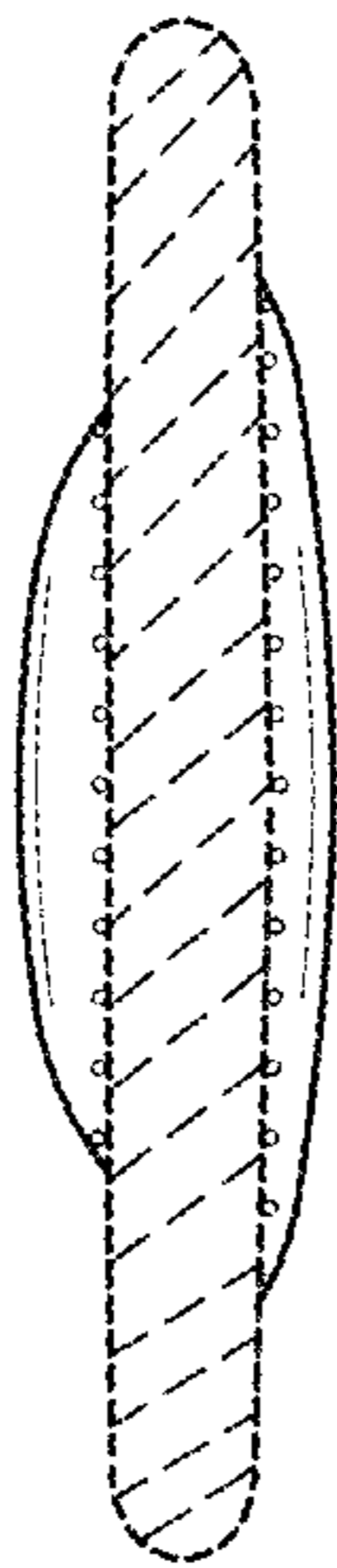


FIG. 3

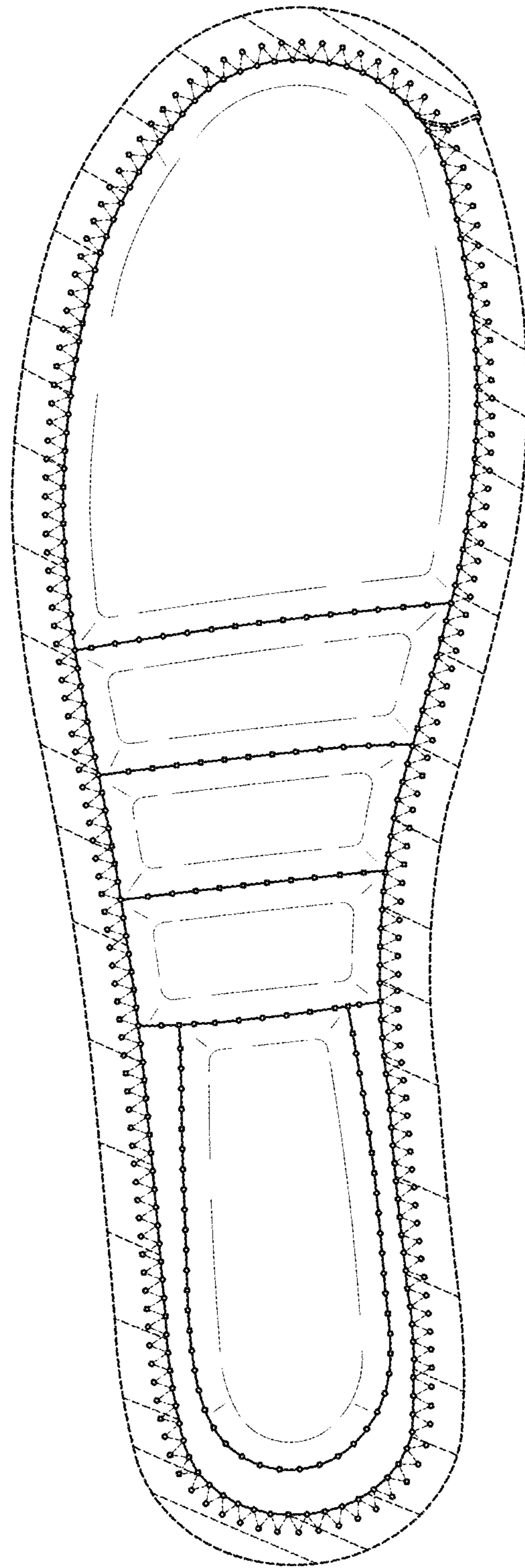


FIG. 4

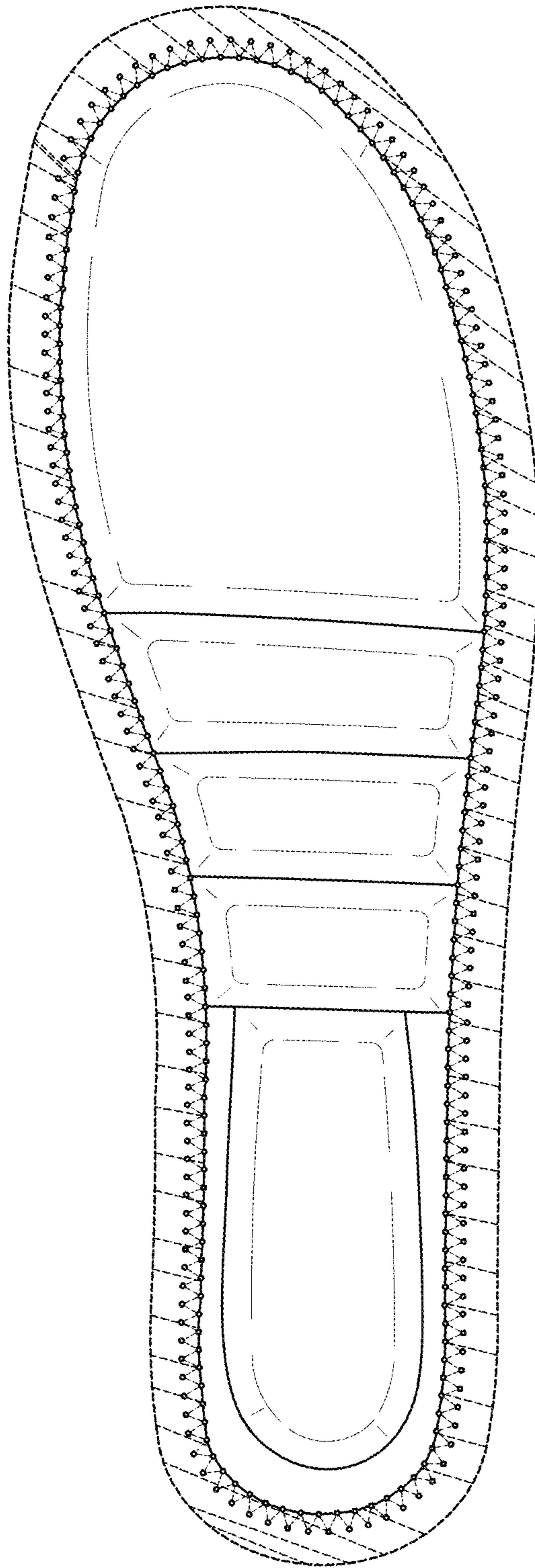


FIG. 5

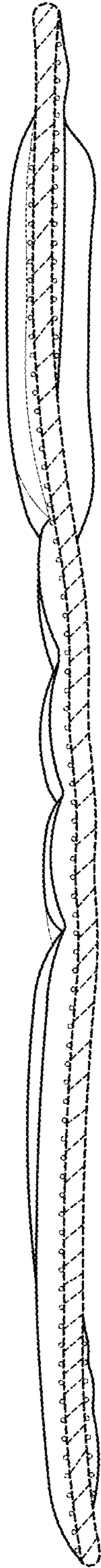


FIG. 6

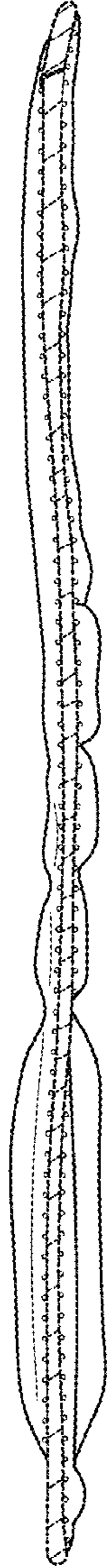


FIG. 7