



US00D825905S

(12) **United States Design Patent**
Bacon et al.

(10) **Patent No.:** **US D825,905 S**

(45) **Date of Patent:** **** Aug. 21, 2018**

(54) **GOLF SHOE OUTSOLE**

(71) Applicant: **Acushnet Company**, Fairhaven, MA
(US)

(72) Inventors: **Jonathan G. Bacon**, East Taunton, MA
(US); **Robert S. Bento**, Raynham, MA
(US); **Douglas K. Robinson, Jr.**,
Mansfield, MA (US); **James M.**
Feeney, Marion, MA (US)

(73) Assignee: **Acushnet Company**, Fairhaven, MA
(US)

(**) Term: **15 Years**

(21) Appl. No.: **29/588,115**

(22) Filed: **Dec. 19, 2016**

(51) **LOC (11) Cl.** **02-04**

(52) **U.S. Cl.**
USPC **D2/960; D2/947; D2/951; D2/953;**
D2/954; D2/957

(58) **Field of Classification Search**

USPC D2/902, 906, 908, 916, 918, 925,
D2/946-962, 977; 36/3 B, 22 R, 24.5,
36/25 R, 28, 32 R, 34 R, 59 C, 67 A, 103
CPC A43B 13/00; A43B 13/02; A43B 13/023;
A43B 13/026; A43B 13/04; A43B 13/08;
A43B 13/10; A43B 13/12; A43B 13/14;
A43B 13/141; A43B 13/143; A43B
13/16; A43B 13/18; A43B 13/181; A43B
13/187; A43B 13/189; A43B 13/20; A43B
13/22; A43B 13/223; A43B 13/24; A43B
13/28; A43B 13/30; A43B 13/32; A43B
13/34; A43B 13/36

See application file for complete search history.

(56) **References Cited**

U.S. PATENT DOCUMENTS

D507,400 S * 7/2005 Robinson, Jr. D2/954
D527,877 S * 9/2006 Robinson, Jr. D2/954

D552,336 S * 10/2007 Parekh D2/953
D560,885 S * 2/2008 Lane, III D2/953
D581,146 S * 11/2008 Lane, III D2/954
D586,989 S * 2/2009 Dave D2/951
D587,441 S 3/2009 Lane, III et al.
D593,736 S 6/2009 Mochen et al.
D595,494 S * 7/2009 Lane, III D2/906
D595,937 S * 7/2009 Morris D2/907
D601,785 S 10/2009 Lane, III et al.
D607,635 S * 1/2010 Lane, III D2/951

(Continued)

Primary Examiner — T. Chase Nelson

(74) *Attorney, Agent, or Firm* — Daniel W. Sullivan

(57) **CLAIM**

The ornamental design for a golf shoe outsole, as shown and described.

DESCRIPTION

FIG. 1 is a bottom perspective view of the golf shoe outsole of this invention;

FIG. 2 is a lateral side elevation view of the golf shoe outsole of this invention;

FIG. 3 is a medial side elevation view of the golf shoe outsole of this invention;

FIG. 4 is a top plan view of the golf shoe outsole of this invention;


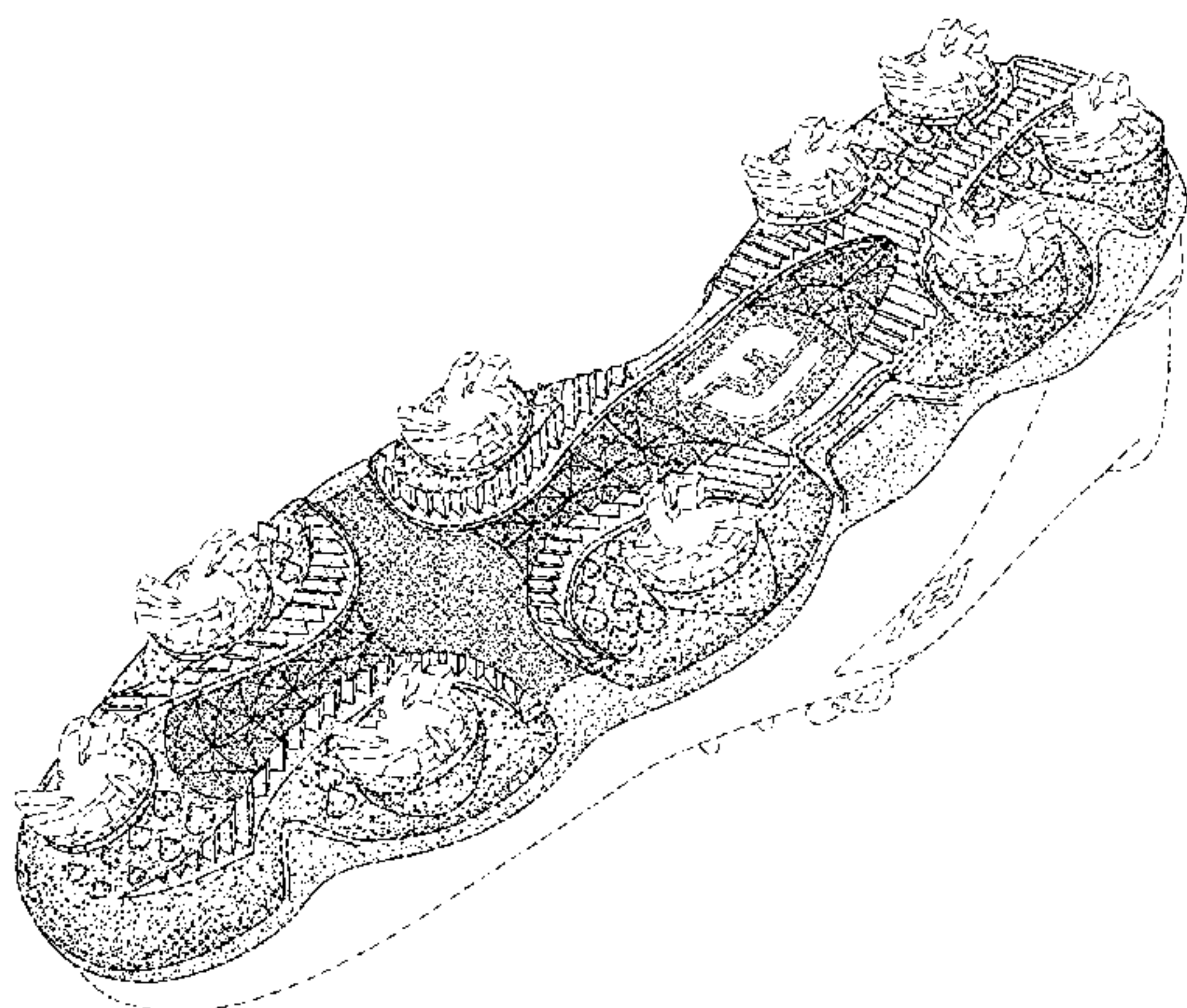
FIG. 5 is a bottom plan view of the golf shoe outsole of this invention;

FIG. 6 is a front elevation view of the golf shoe outsole of this invention; and,

FIG. 7 is a rear elevation view of the golf shoe outsole of this invention.

In FIGS. 1-7, the broken lines on the top surface of the shoe including laces and "FJ" logo form no part of the claimed design. Also, the broken lines showing the "FJ" logo in the outsole and cleats projecting outwardly from the cleat receptacles in the outsole form no part of the claimed design.

1 Claim, 5 Drawing Sheets



(56)

References Cited

U.S. PATENT DOCUMENTS

| | | | | |
|--------------|------|--------|----------------------|-----------------------|
| D608,081 | S | 1/2010 | Bacon et al. | |
| D609,893 | S | 2/2010 | Kuhtz | |
| 7,905,034 | B2 | 3/2011 | Robinson, Jr. et al. | |
| D661,075 | S | 6/2012 | Bacon et al. | |
| D663,932 | S * | 7/2012 | Bacon | D2/906 |
| D707,430 | S * | 6/2014 | Feeney | D2/951 |
| D707,432 | S * | 6/2014 | Mochen | D2/951 |
| D707,929 | S | 7/2014 | Feeney et al. | |
| D735,975 | S * | 8/2015 | Lane, III | D2/906 |
| D752,326 | S * | 3/2016 | Bacon | D2/951 |
| D756,617 | S * | 5/2016 | Weddle | D2/951 |
| D759,361 | S * | 6/2016 | Robinson, Jr. | D2/951 |
| D759,952 | S * | 6/2016 | Robinson, Jr. | D2/951 |
| D766,558 | S * | 9/2016 | Weddle | D2/951 |
| D793,686 | S * | 8/2017 | Bacon | D2/947 |
| D795,553 | S * | 8/2017 | Weddle | D2/902 |
| D807,008 | S * | 1/2018 | Weddle | D2/969 |
| 2003/0131503 | A1 * | 7/2003 | Erickson | A43B 1/0072 36/127 |
| 2009/0013561 | A1 * | 1/2009 | Robinson, Jr. | A43B 5/001 36/127 |
| 2014/0215853 | A1 * | 8/2014 | Rushbrook | A43B 5/001 36/102 |
| 2015/0096195 | A1 * | 4/2015 | Bacon | A43B 1/0072 36/87 |

* cited by examiner

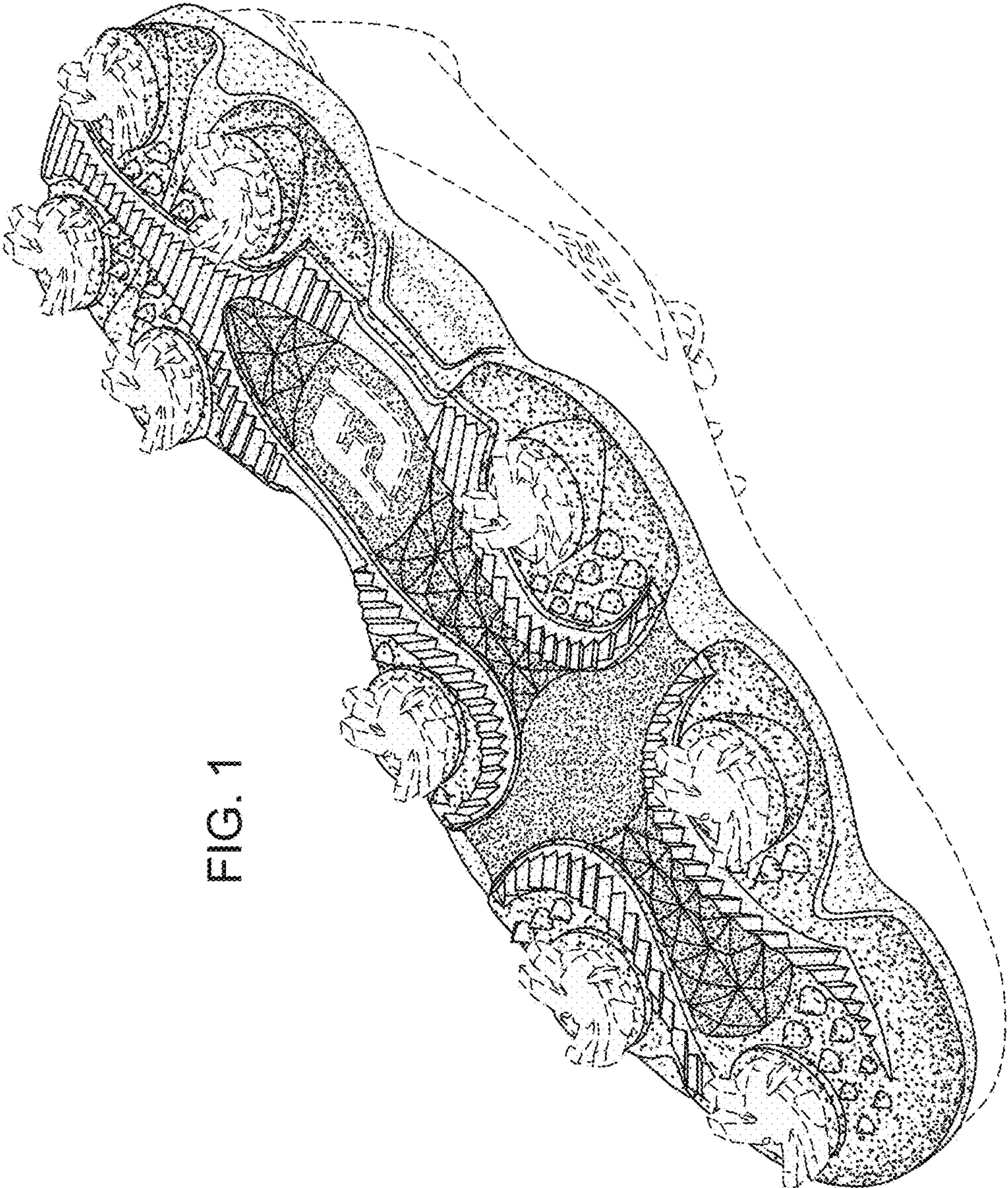


FIG. 1

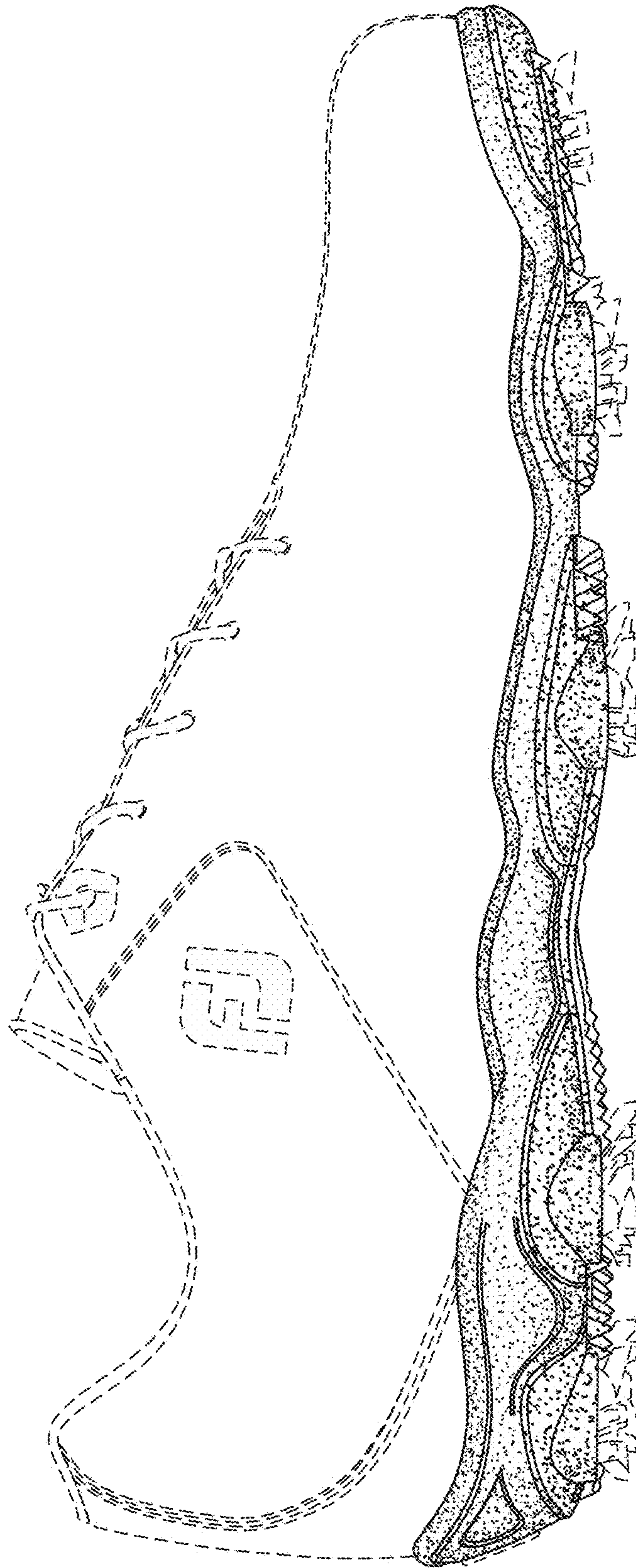


FIG. 2

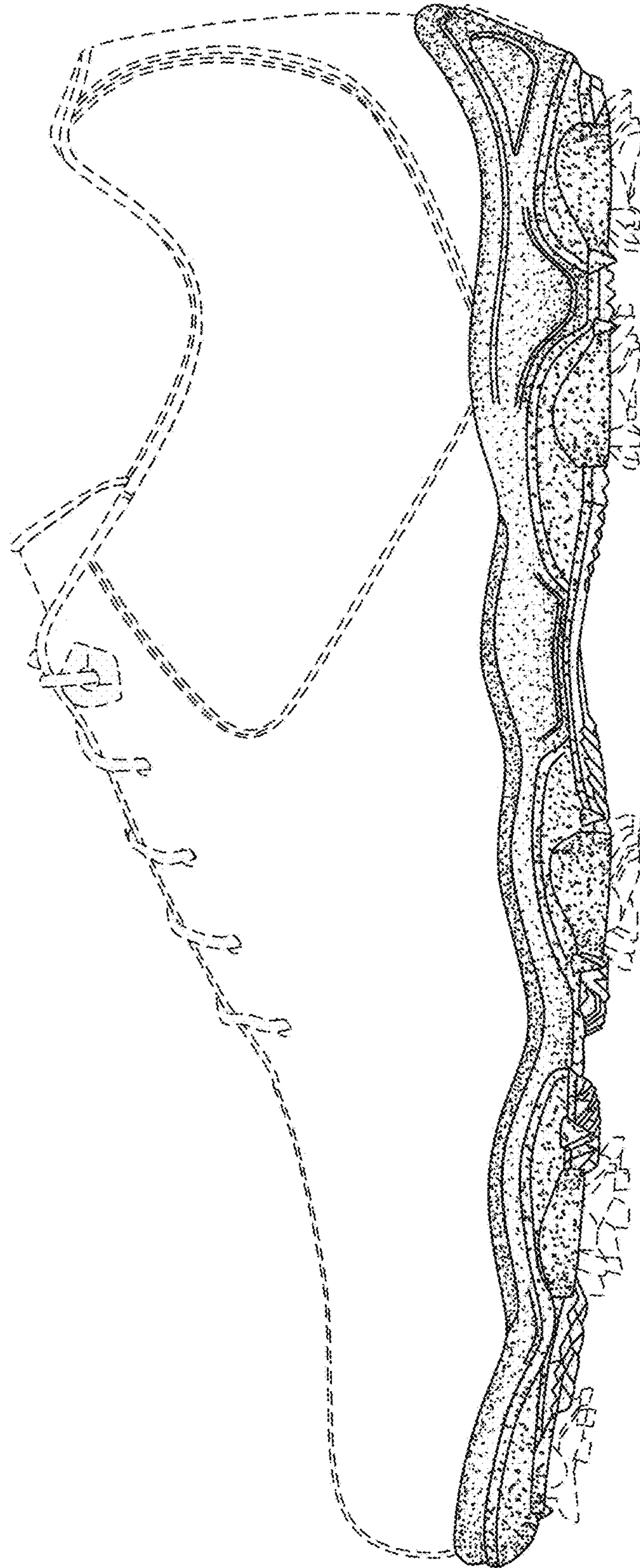


FIG. 3

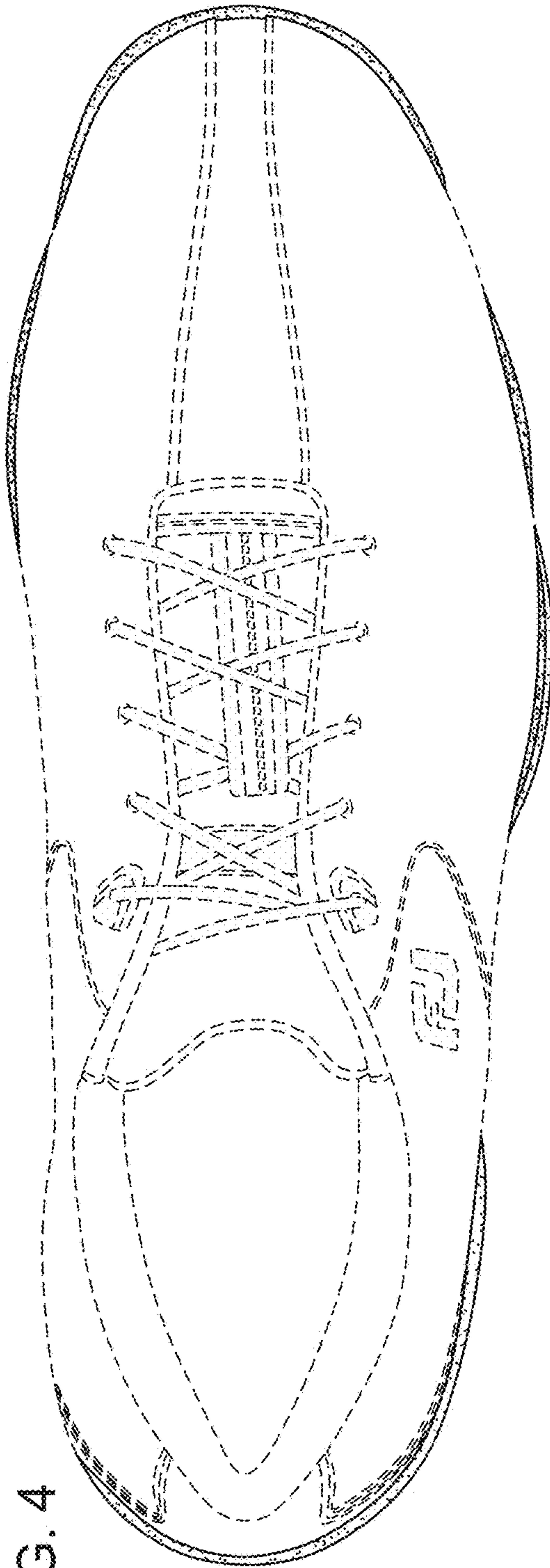


FIG. 4

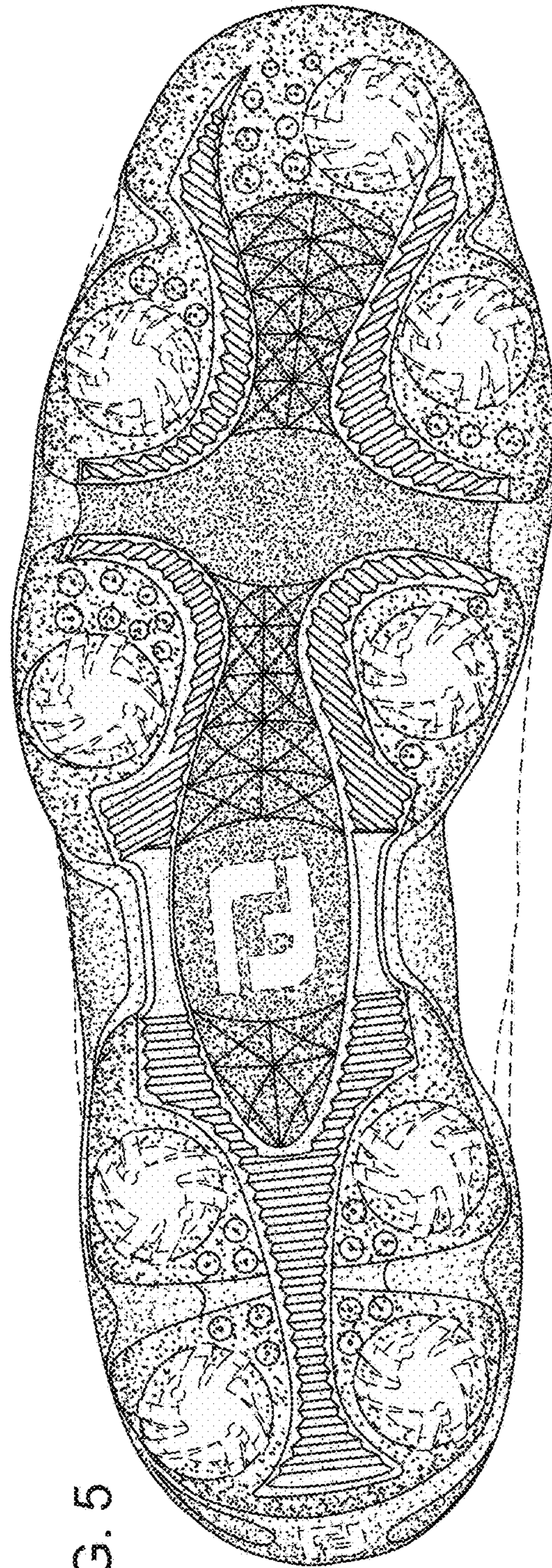


FIG. 5

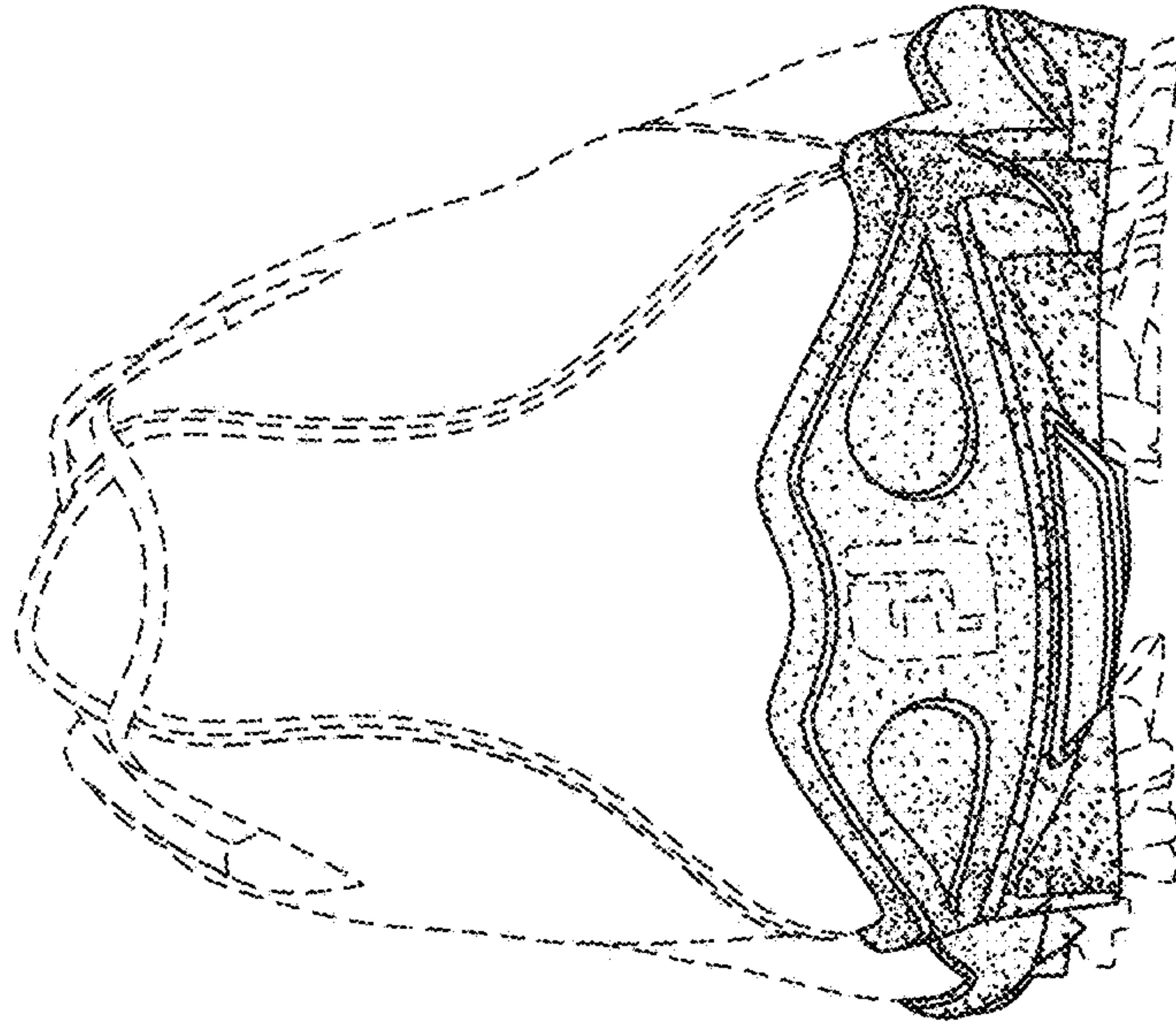


FIG. 6

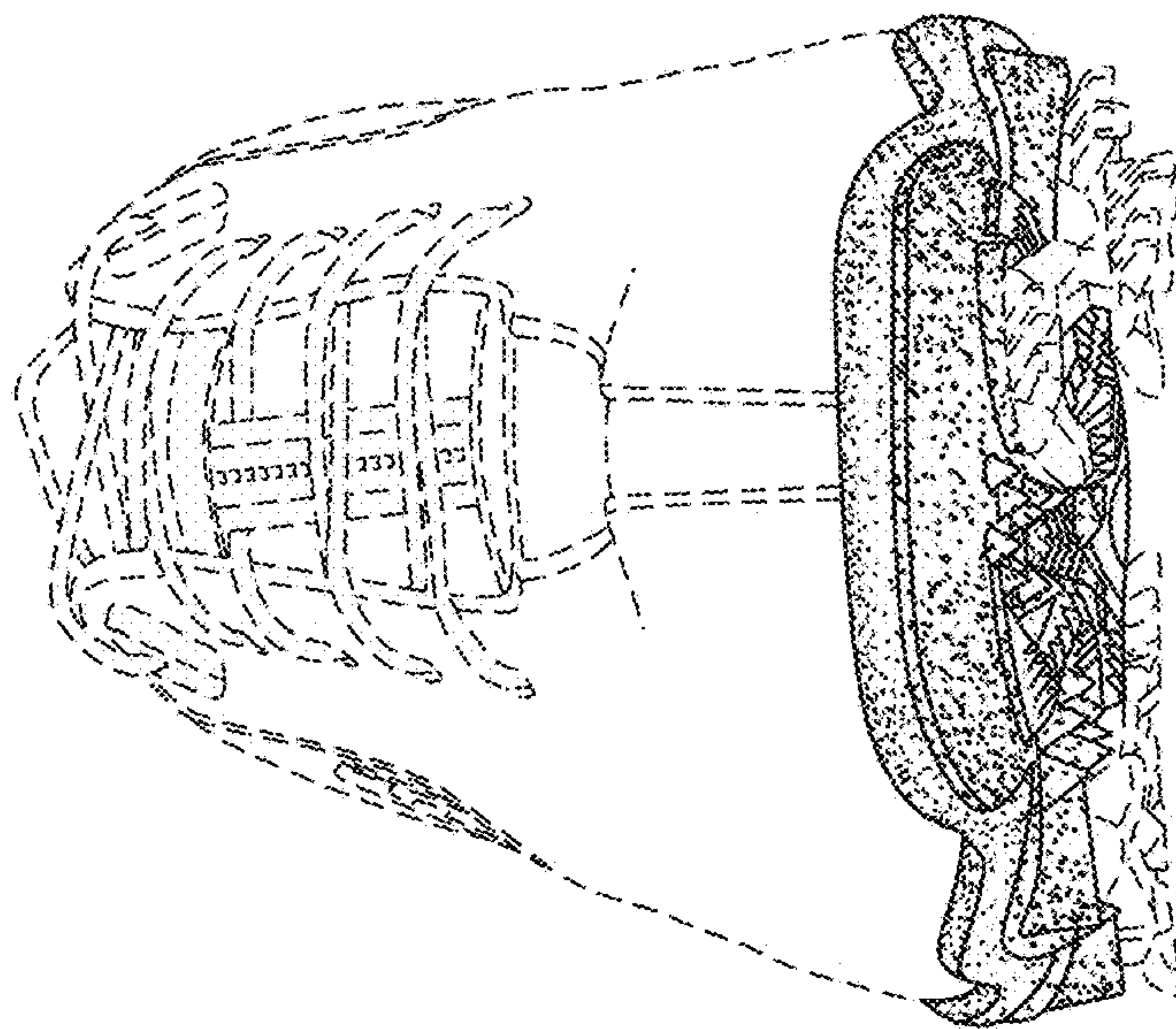


FIG. 7