



US00D825901S

(12) **United States Design Patent**
Tokumoto

(10) **Patent No.:** **US D825,901 S**
(45) **Date of Patent:** **** Aug. 21, 2018**

(54) **BICYCLE SHOE**

(71) Applicant: **Shimano Inc.**, Sakai, Osaka (JP)

(72) Inventor: **Naoya Tokumoto**, Osaka (JP)

(73) Assignee: **Shimano Inc.**, Osaka (JP)

(**) Term: **15 Years**

(21) Appl. No.: **29/584,195**

(22) Filed: **Nov. 11, 2016**

(30) **Foreign Application Priority Data**

Jun. 8, 2016 (JP) 2016-012204

(51) **LOC (11) Cl.** **02-04**

(52) **U.S. Cl.**
USPC **D2/951; D2/954**

(58) **Field of Classification Search**

USPC D2/902, 906, 908, 916, 918, 925,
D2/946-962, 977; 36/3 B, 22 R, 24.5,
36/25 R, 28, 32 R, 34 R, 59 C, 67 A, 103
CPC A43B 13/00; A43B 13/02; A43B 13/023;
A43B 13/026; A43B 13/04; A43B 13/08;
A43B 13/10; A43B 13/12; A43B 13/14;
A43B 13/141; A43B 13/143; A43B
13/16; A43B 13/18; A43B 13/181; A43B
13/187; A43B 13/189; A43B 13/20; A43B
13/22; A43B 13/223; A43B 13/24; A43B
13/28; A43B 13/30; A43B 13/32; A43B
13/34; A43B 13/36

See application file for complete search history.

(56) **References Cited**

U.S. PATENT DOCUMENTS

74,066 A * 2/1868 Favre A43B 13/36
36/15
879,732 A * 2/1908 Busby A43B 13/12
36/32 R
1,205,421 A * 11/1916 Applegate A43B 13/36
36/15

(Continued)

Primary Examiner — T Chase Nelson

(74) *Attorney, Agent, or Firm* — Global IP Counselors,
LLP

(57) **CLAIM**

The ornamental design for a bicycle shoe, as shown and described.

DESCRIPTION

FIG. 1 is a perspective view of a bicycle shoe in accordance with a first embodiment of my new design; FIG. 2 is a first side elevational view thereof; FIG. 3 is a second side elevational view thereof; FIG. 4 is a top plan view thereof; FIG. 5 is a bottom plan view thereof; FIG. 6 is a first (toe) end elevational view thereof; FIG. 7 is a second (heel) end elevational view thereof; and, FIG. 8 is a bottom plan view, similar to FIG. 5, of a bicycle shoe in accordance with a second embodiment of my new design, which is identical to the bicycle shoe illustrated in FIGS. 1 to 7, except that a boundary of the bicycle shoe is shown in broken lines.


A third embodiment of my new design is identical to the first embodiment, except that the third embodiment includes the mirror image of the bicycle shoe shown in FIGS. 1 to 7.

A fourth embodiment of my new design is identical to the second embodiment, except that the fourth embodiment includes the mirror image of the bicycle shoe shown in FIG. 8.

The broken line portion of the bicycle shoe is for the purpose of illustrating the remaining structure of the bicycle shoe and forms no part of the claimed design.

The dot-dash broken line defines the bounds of the claimed design and forms no part thereof.

1 Claim, 7 Drawing Sheets



(56)

References Cited

U.S. PATENT DOCUMENTS

2,139,260	A *	12/1938	Cuozzo	A43B 7/1425 12/146 BP
4,400,893	A *	8/1983	Musci	A43B 13/34 12/142 J
D600,894	S *	9/2009	Issler	D2/951
D632,881	S *	2/2011	Rosenberg	D2/961
D634,525	S *	3/2011	Bizzo	D2/951
D644,008	S *	8/2011	Teteriatnikov	D2/951
D648,517	S *	11/2011	Vestuti	D2/951
D656,303	S *	3/2012	Muller	D2/947
D671,304	S *	11/2012	Lacorazza	D2/951
D677,040	S *	3/2013	Vestuti	D2/947
D690,916	S *	10/2013	Chang	D2/947
D697,704	S *	1/2014	Vestuti	D2/951
D698,134	S *	1/2014	Abshire	D2/951
D716,532	S *	11/2014	Svensson	A43B 13/34 D2/947
D722,749	S *	2/2015	Svensson	A43B 7/1425 D2/947
D747,596	S *	1/2016	Vestuti	A43B 13/36 D2/951
D761,005	S *	7/2016	Nataadiningrat	A43B 13/12 D2/925
D762,365	S *	8/2016	Vestuti	A43B 13/36 D2/947

* cited by examiner

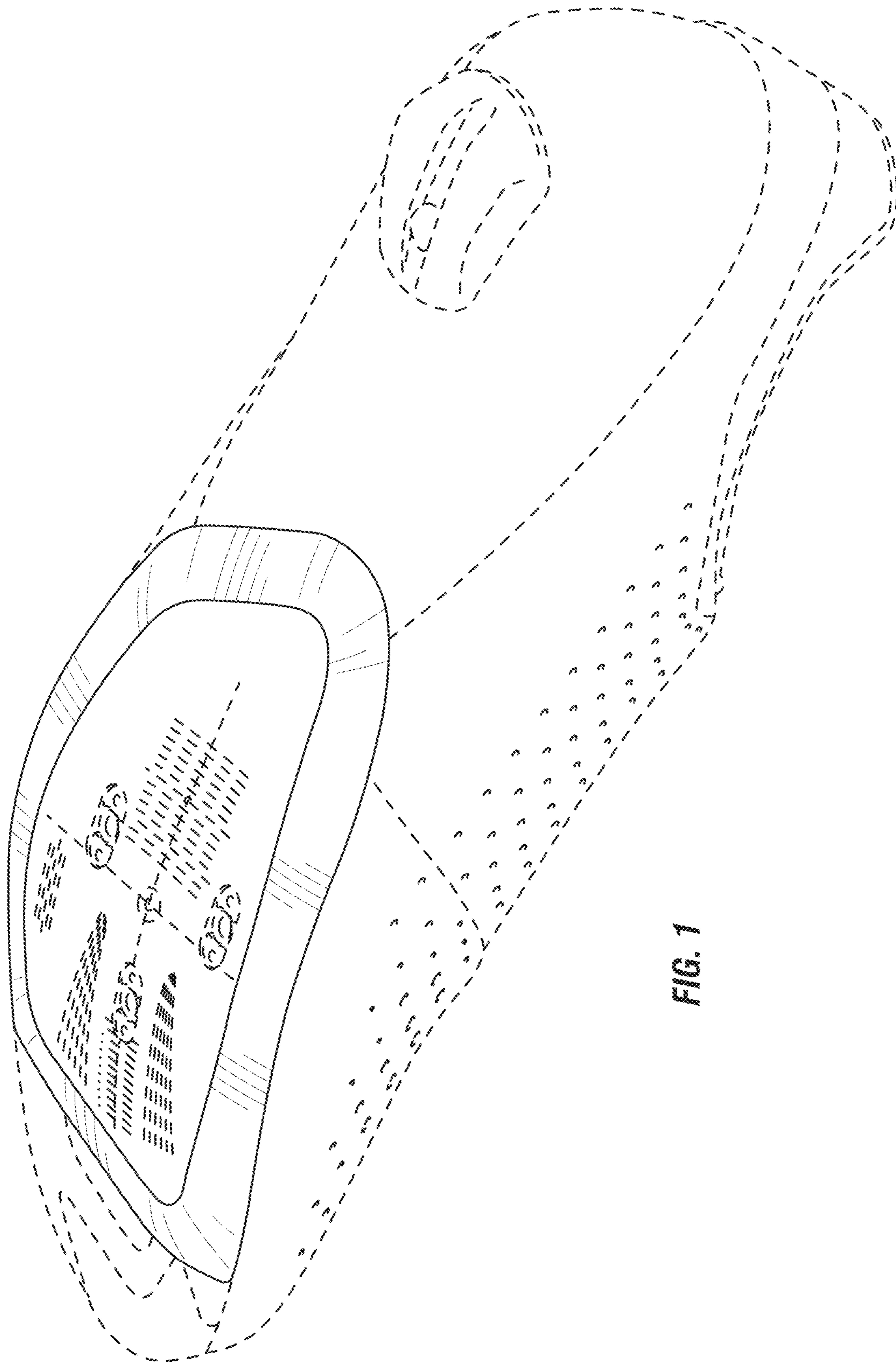


FIG. 1

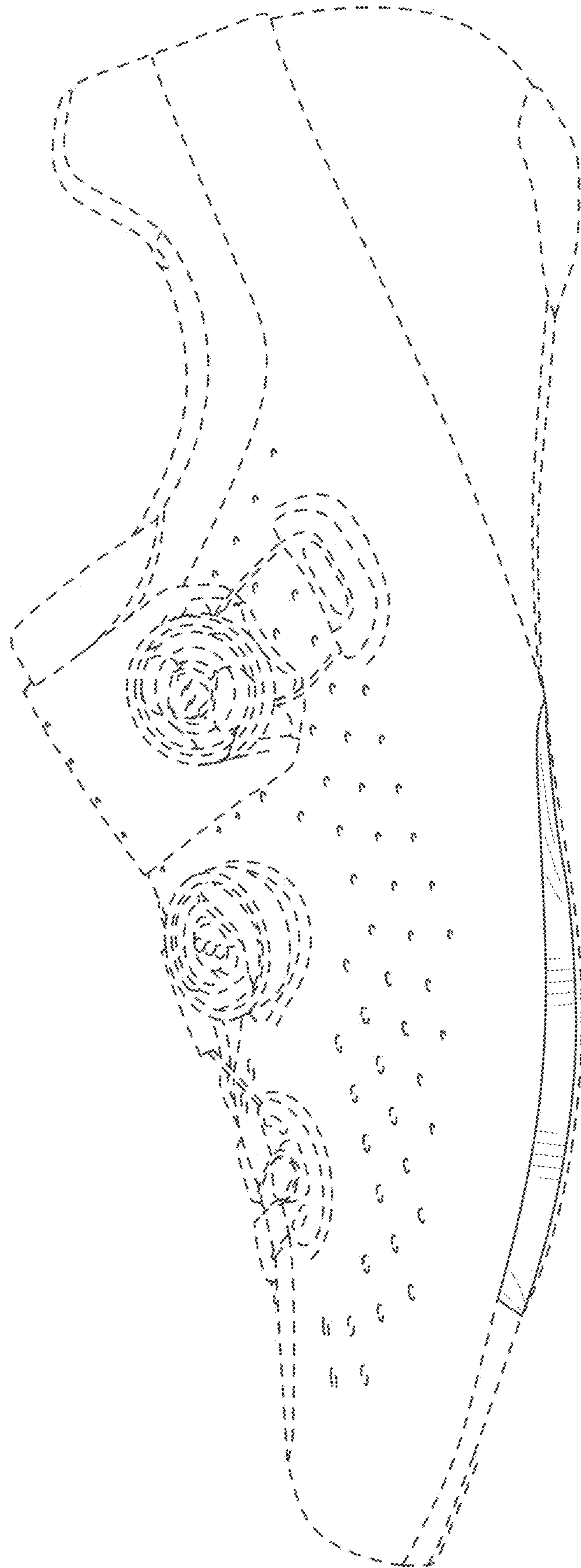


FIG. 2

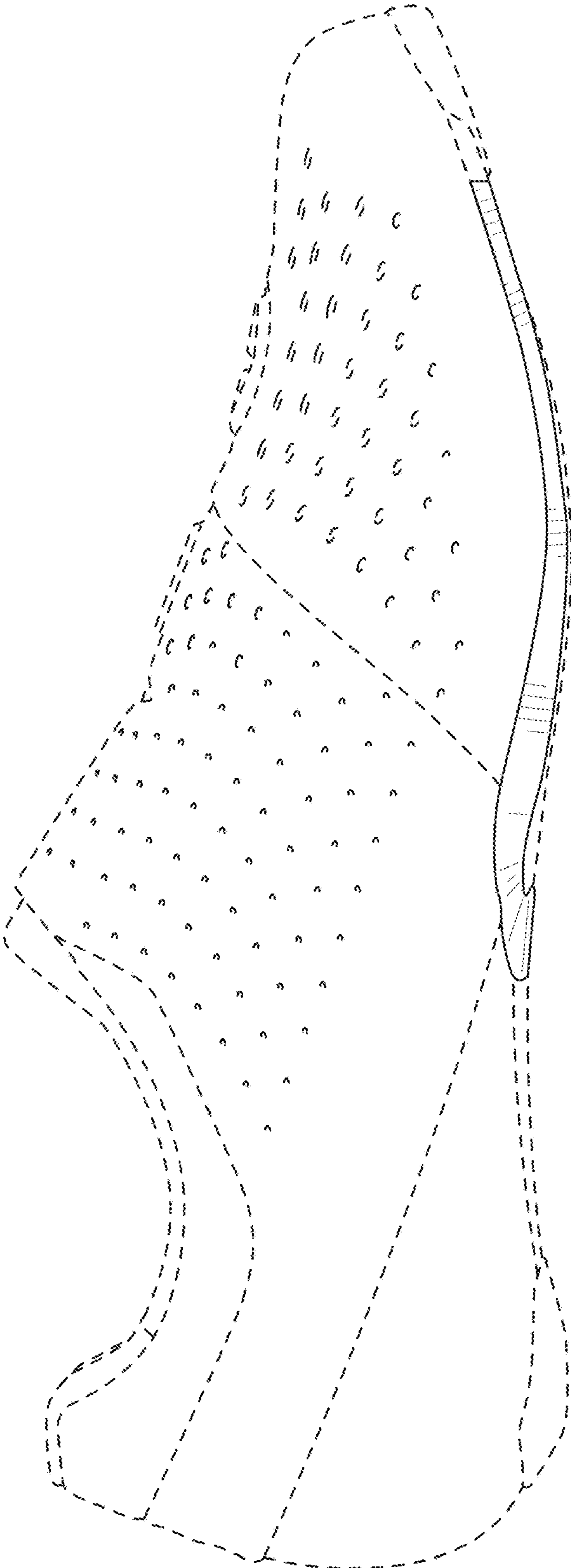


FIG. 3

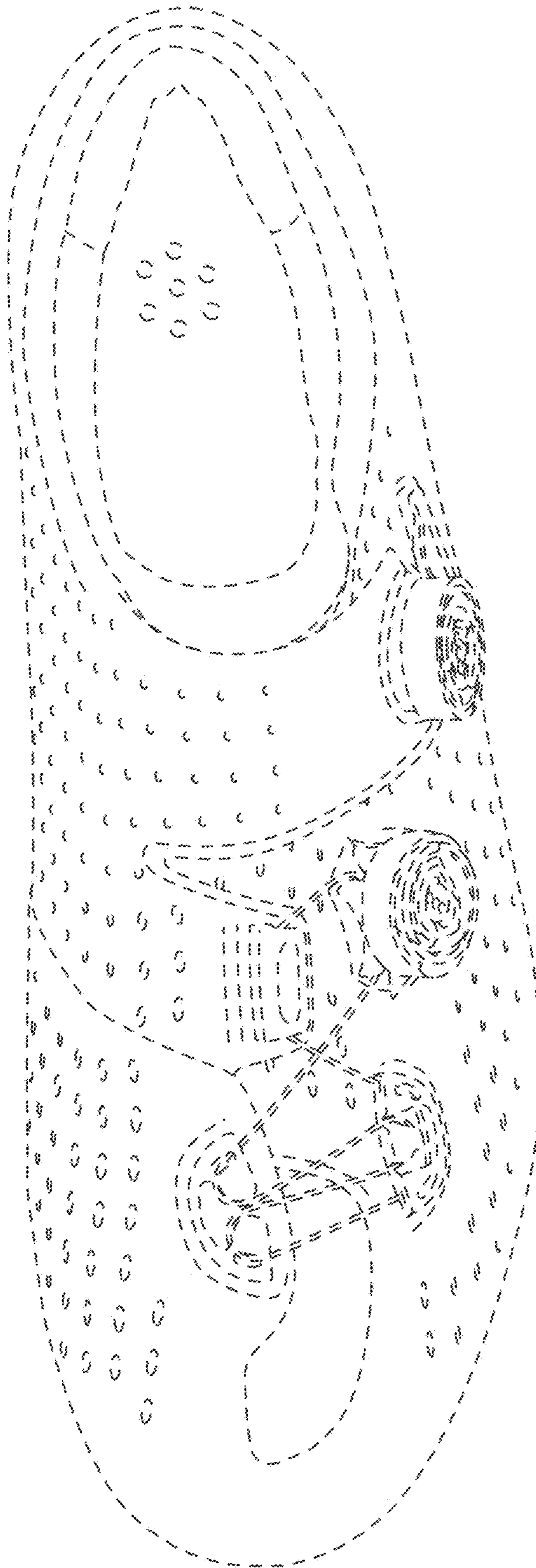


FIG. 4

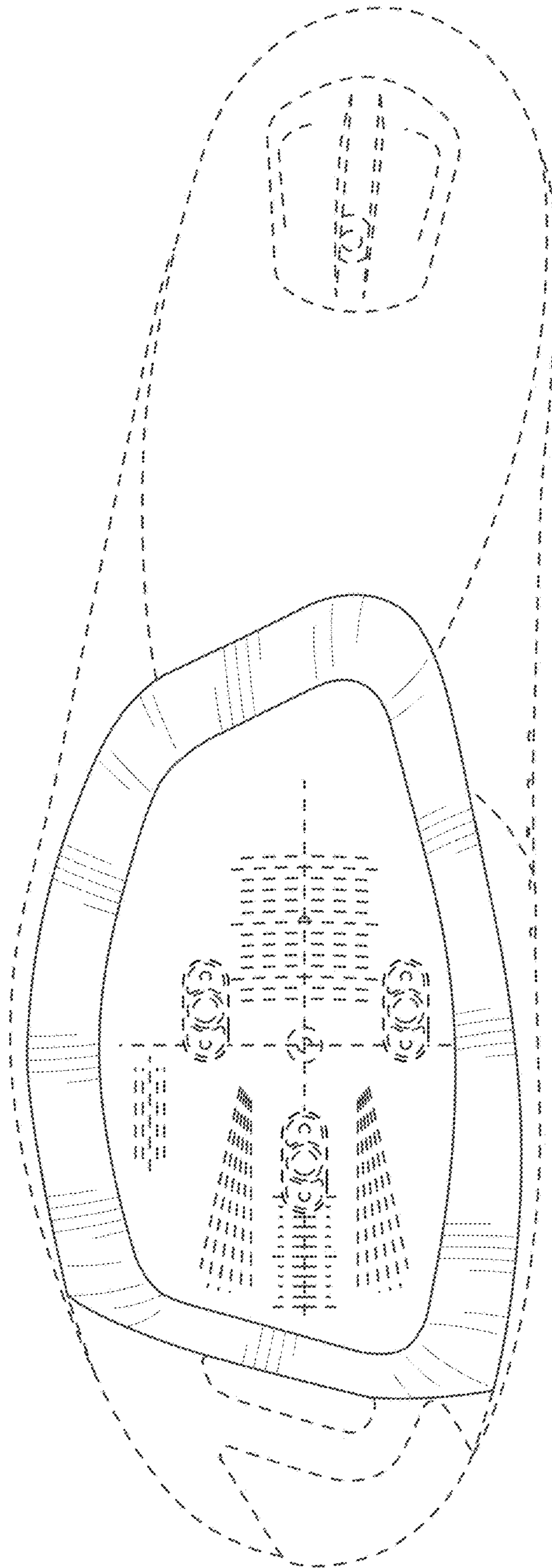


FIG. 5

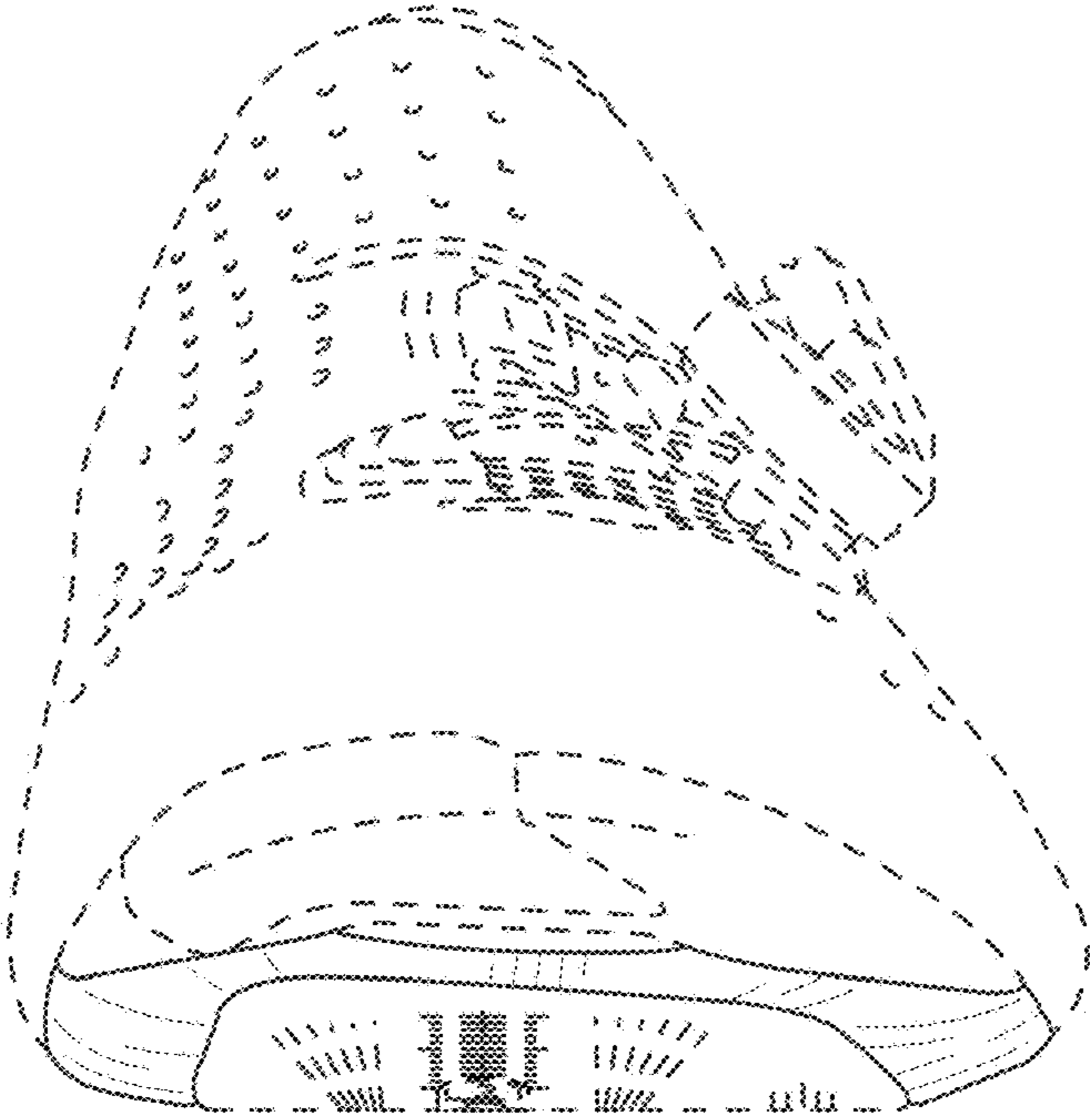


FIG. 6

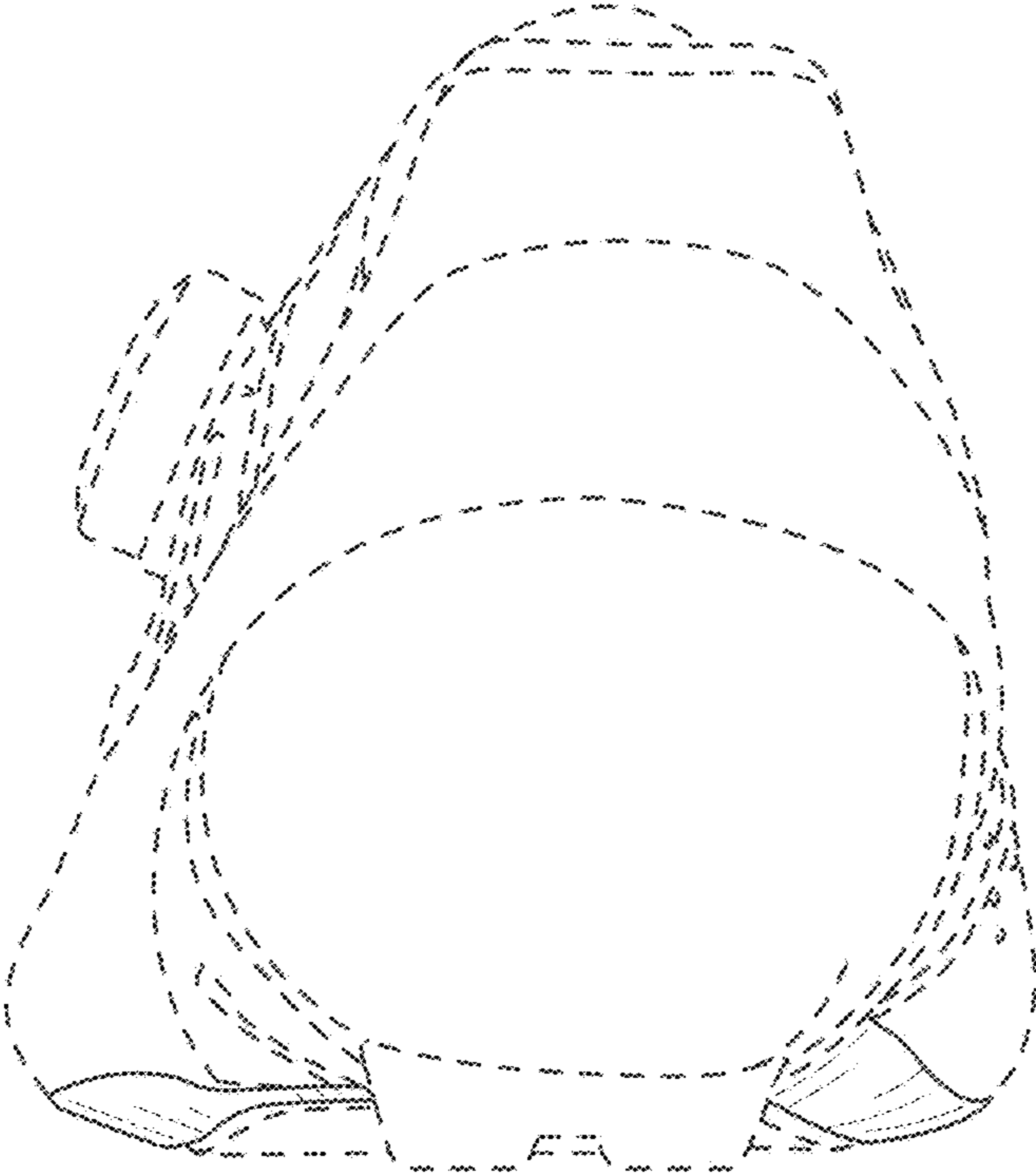


FIG. 7

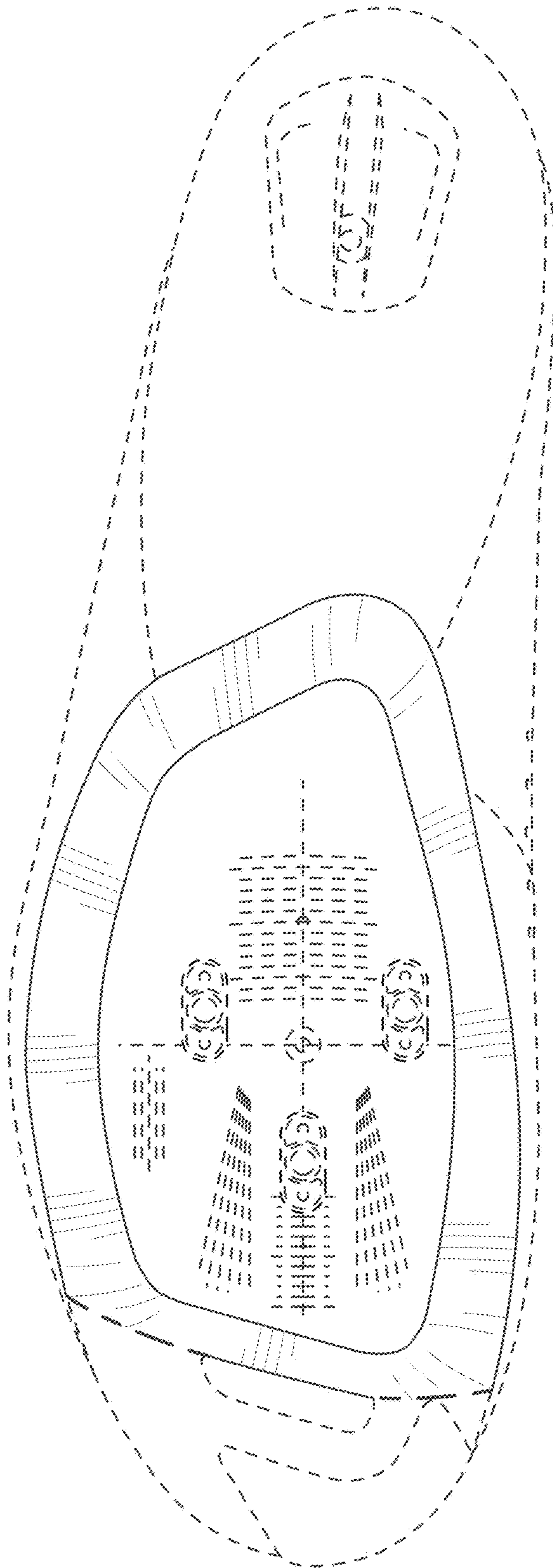


FIG. 8