



US00D825900S

(12) **United States Design Patent** (10) **Patent No.:** **US D825,900 S**
Maier (45) **Date of Patent:** **** Aug. 21, 2018**

- (54) **SHOE**
- (71) Applicant: **BOTTEGA VENETA SA**, Cadempino (CH)
- (72) Inventor: **Thomas Rudolf Maier**, Palm Beach, FL (US)
- (73) Assignee: **BOTTEGA VENETA SA**, Cadempino (CH)
- (**) Term: **15 Years**
- (21) Appl. No.: **29/590,192**
- (22) Filed: **Jan. 9, 2017**

D546,040 S *	7/2007	Andersen	D2/919
7,293,371 B2 *	11/2007	Aveni	A43B 7/08
				36/45
D595,039 S *	6/2009	Matis	D2/923
D639,537 S *	6/2011	Countee	D2/923
D650,973 S *	12/2011	Panariello	D2/919
D654,255 S *	2/2012	Amzallag	D2/923
D655,075 S *	3/2012	Finch	D2/923
D666,799 S *	9/2012	Now	D2/923
D667,622 S *	9/2012	Spring	D2/969
D676,639 S *	2/2013	Spring	D2/969
D687,622 S *	8/2013	Tzenos	D2/923
D690,488 S *	10/2013	Reed	D2/923
8,544,192 B2 *	10/2013	Hope	A43B 23/024
				36/45
D749,828 S *	2/2016	Blakeslee	D2/923
D760,484 S *	7/2016	Del Biondi	D2/923
D771,923 S *	11/2016	Kittner	D2/969

Related U.S. Application Data

- (62) Division of application No. 35/500,437, filed on Dec. 15, 2015 (U.S. filing date under 35 U.S.C. 384), and having an international filing date of Dec. 15, 2015, now Pat. No. Des. 793,679.

Foreign Application Priority Data

- Dec. 15, 2015 (WO) DM/088662
- (51) **LOC (11) Cl.** **02-04**
- (52) **U.S. Cl.**
USPC **D2/923; D2/969**
- (58) **Field of Classification Search**
USPC D2/896, 902, 906-908, 923, 924, 943,
D2/944, 946, 951, 953, 959, 969
CPC A43B 3/10; A43B 3/14; A43B 3/16; A43B
1/10
See application file for complete search history.

References Cited

U.S. PATENT DOCUMENTS

- D246,944 S * 1/1978 Fukuoka D2/923
- D514,794 S * 2/2006 Corbi Rico D2/969

* cited by examiner

Primary Examiner — Darlington Ly

(74) *Attorney, Agent, or Firm* — Lucas & Mercanti, LLP

CLAIM

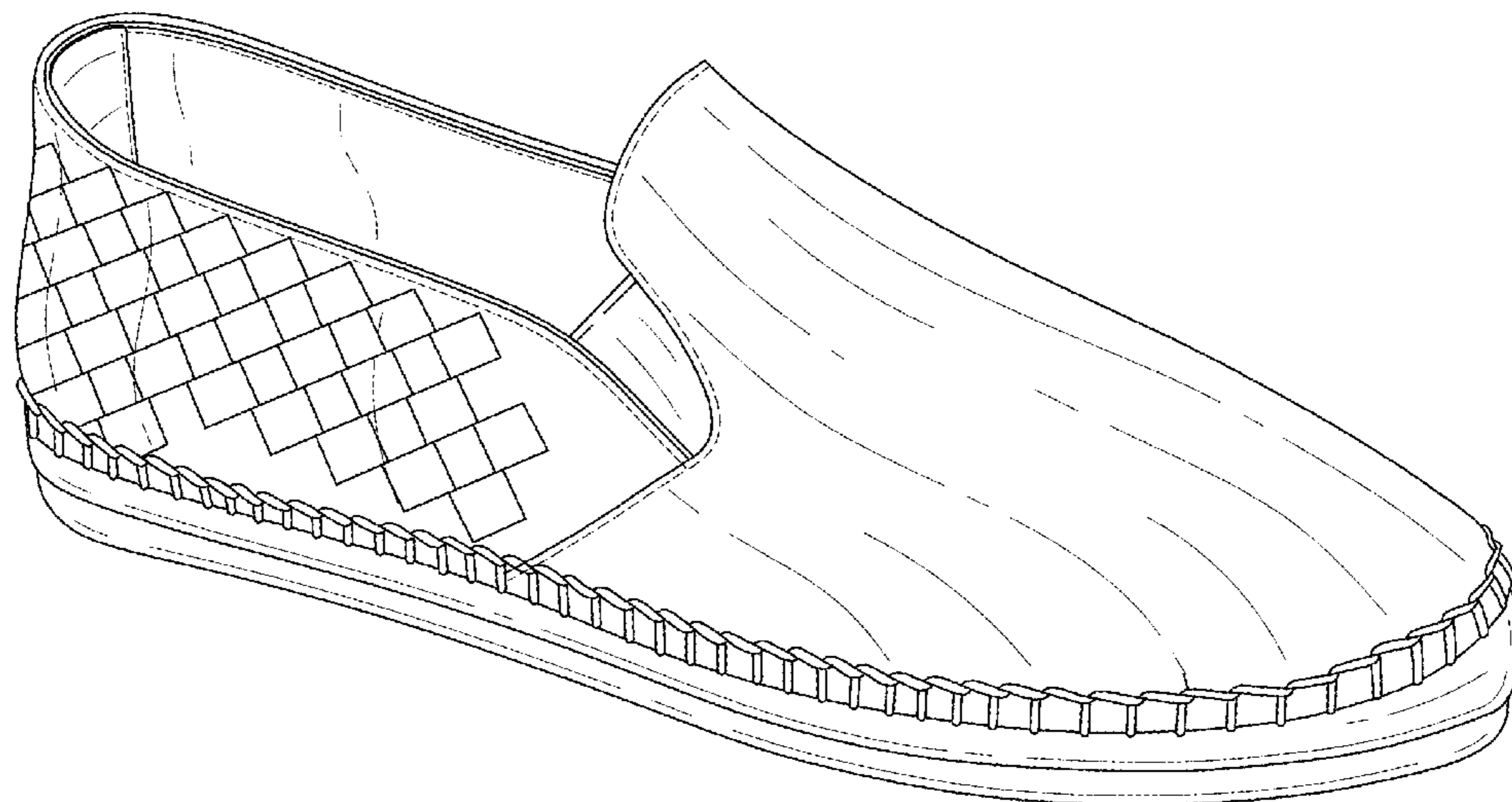
(57)

The ornamental design for a shoe, as shown and described.

DESCRIPTION

FIG. 1 is a top, front, and right side perspective view of a shoe showing my new design;
 FIG. 2 is a front elevation view thereof;
 FIG. 3 is a rear elevation view thereof;
 FIG. 4 is a left side elevation view thereof;
 FIG. 5 is a right side elevation view thereof;
 FIG. 6 is a top plan view thereof; and,
 FIG. 7 is a bottom plan view thereof.
 The broken lines on the surface of the shoe and periphery represent stitching. The broken lines showing the shoe sole form no part of the claimed design.

1 Claim, 7 Drawing Sheets



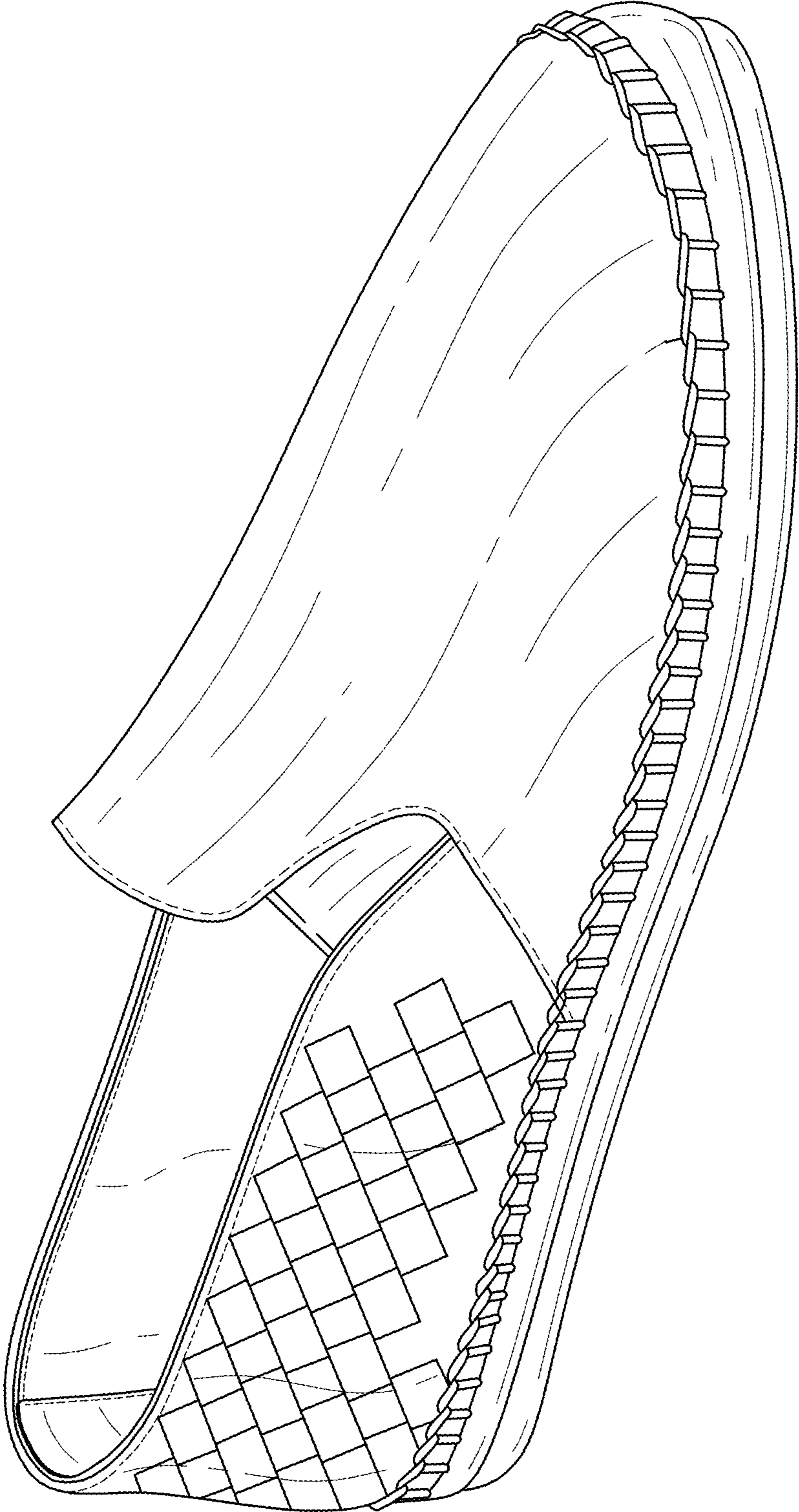


FIG. 1

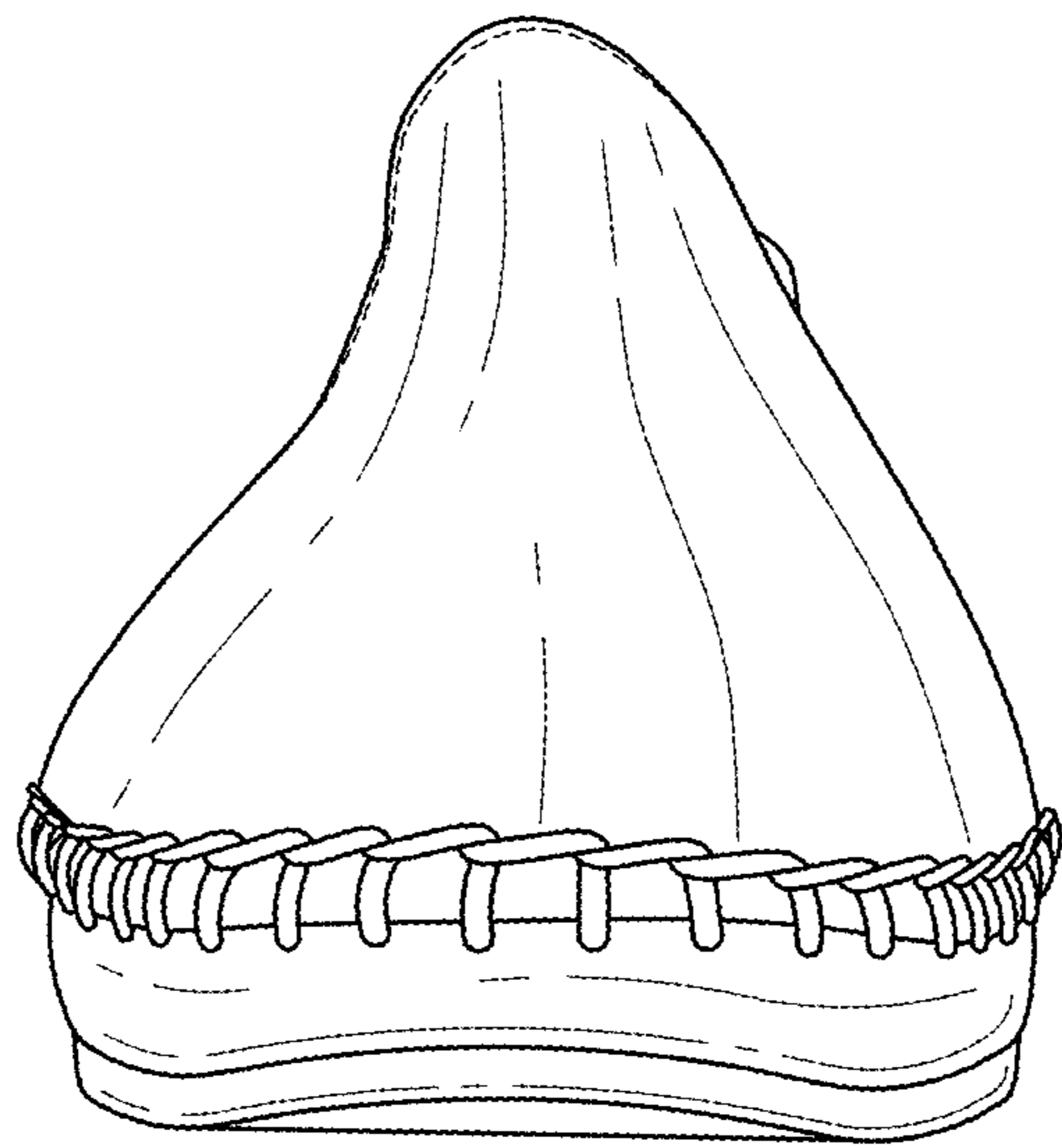


FIG. 2

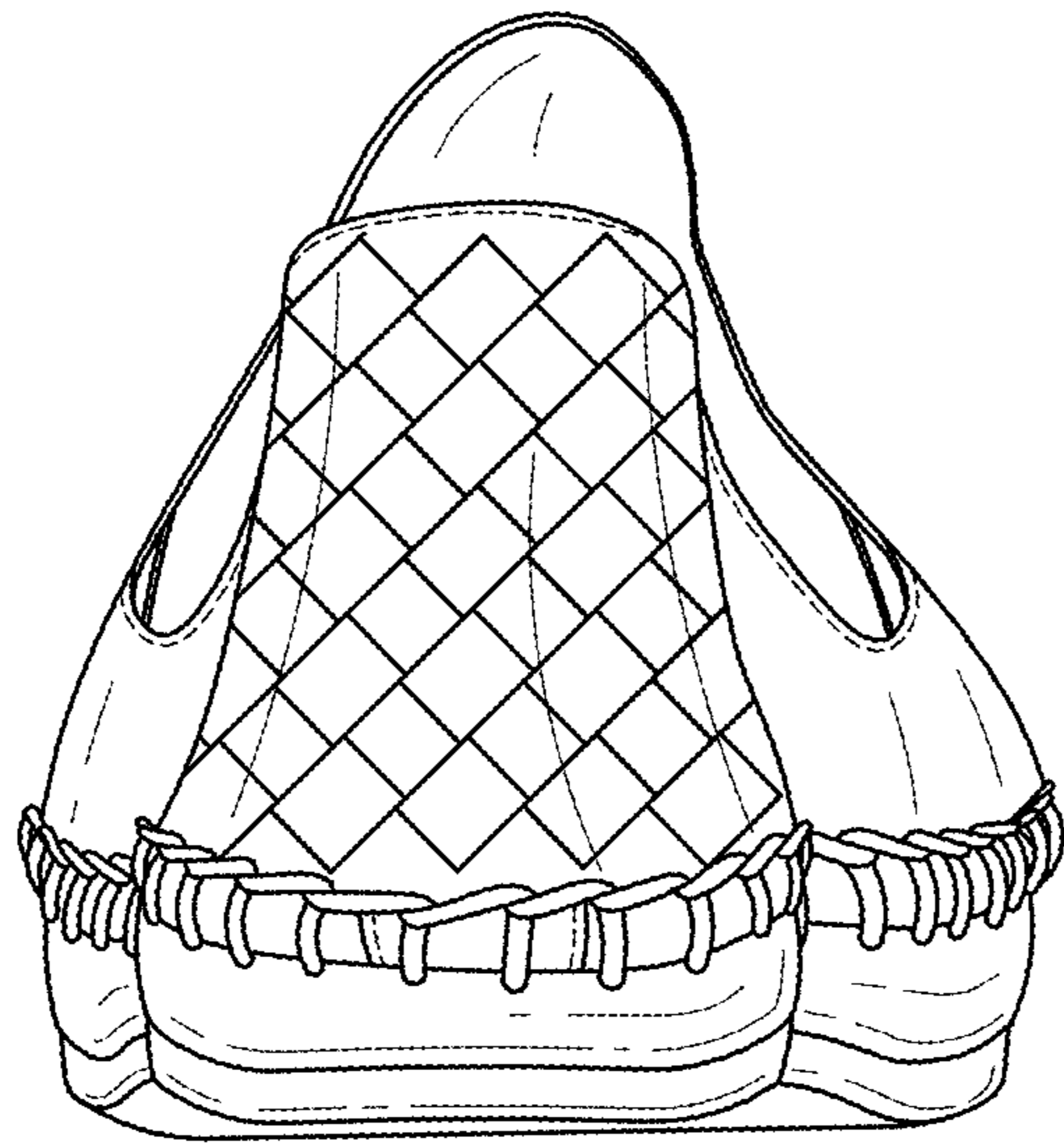


FIG. 3

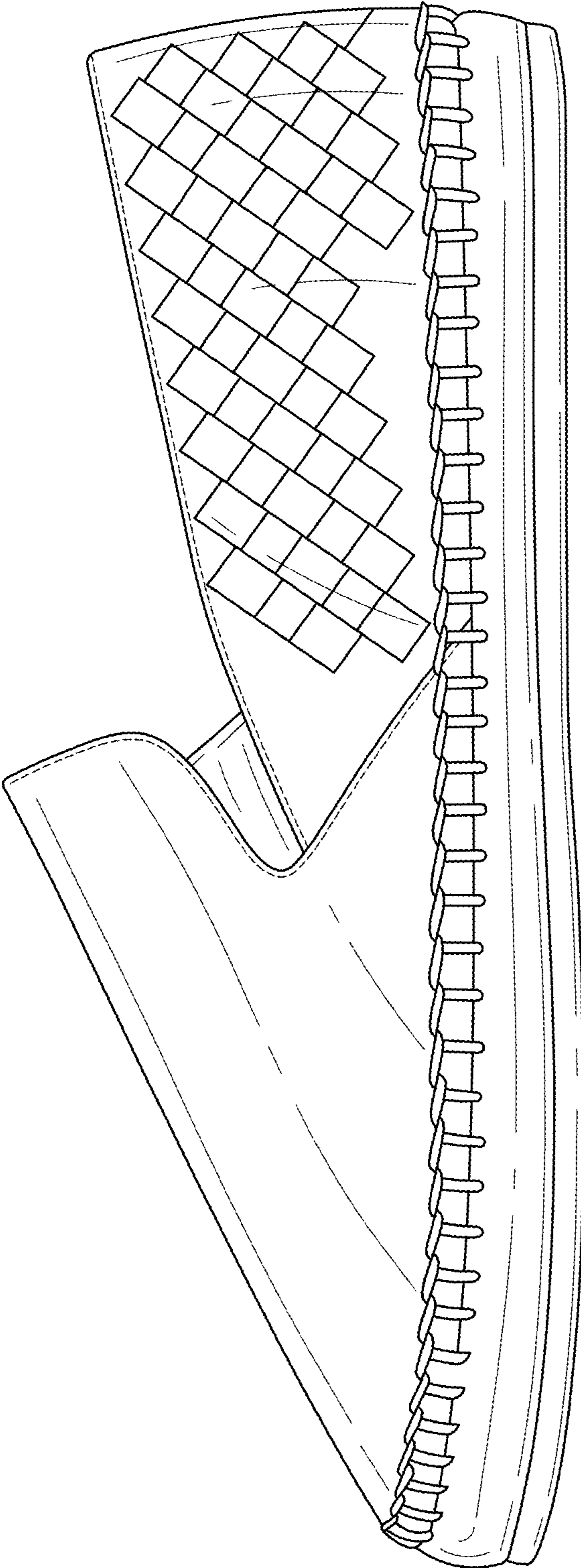


FIG. 4

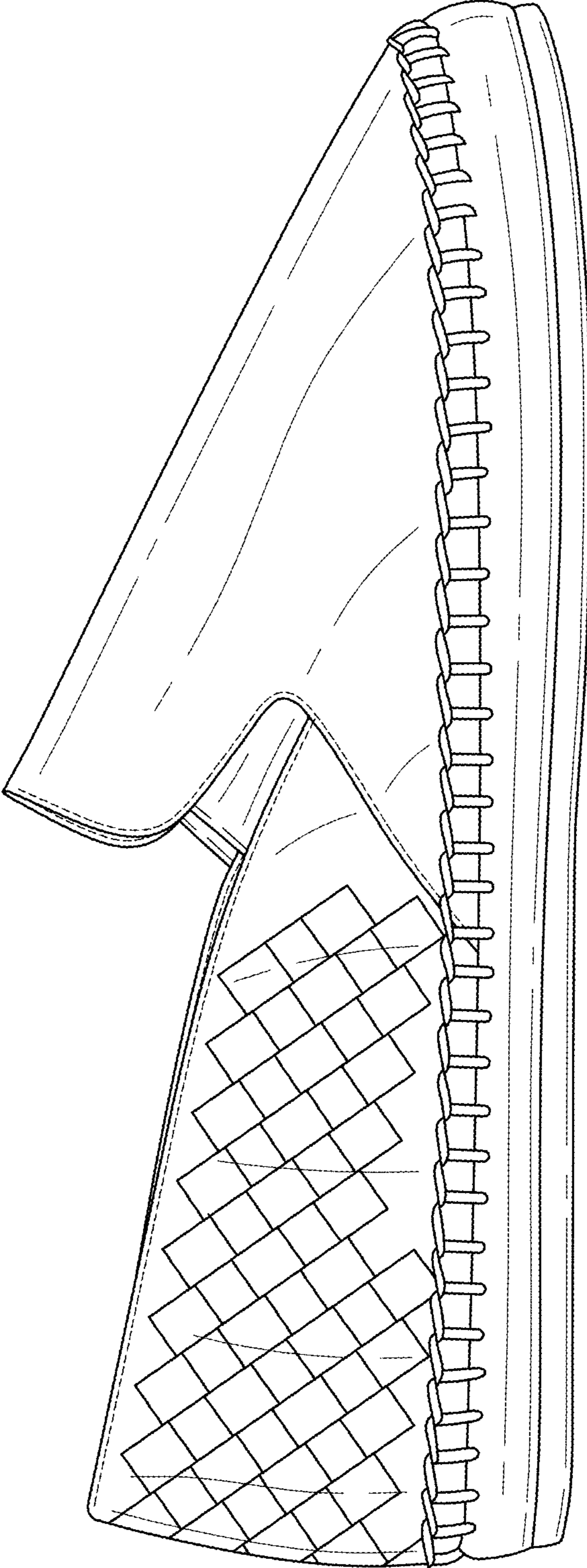


FIG. 5

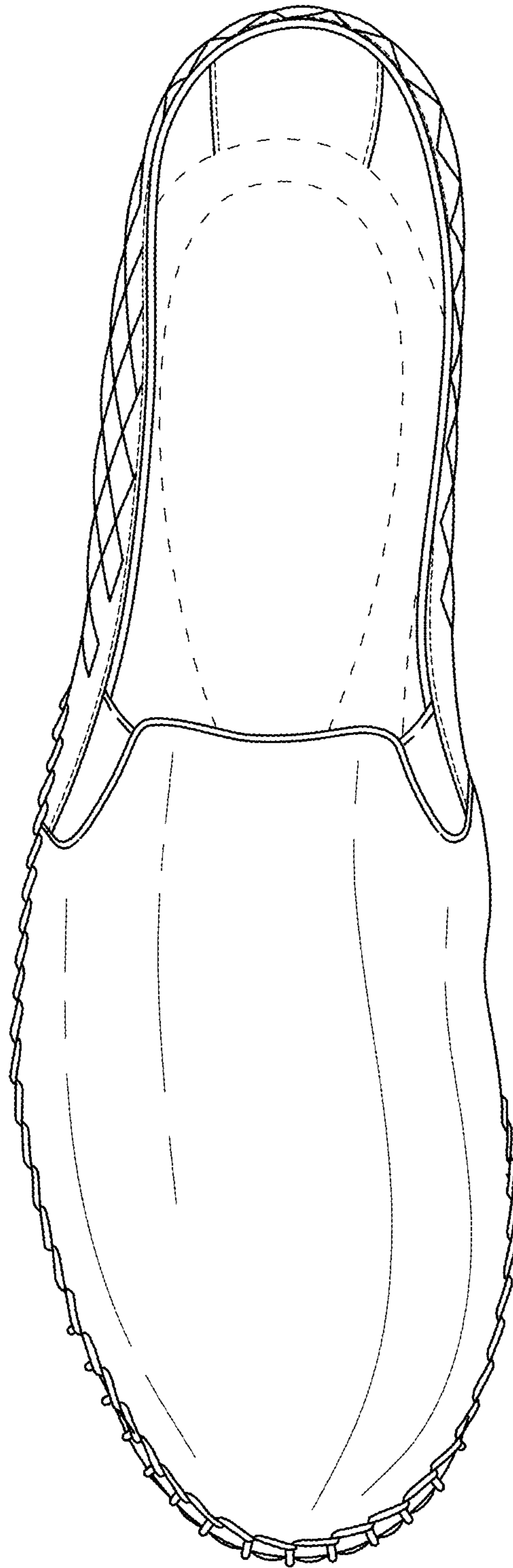


FIG. 6



FIG. 7