



US00D825898S

(12) **United States Design Patent** (10) **Patent No.:** **US D825,898 S**
Stackfleth (45) **Date of Patent:** **** Aug. 21, 2018**

(54) **ELONGATED STOCKING CAP**
(71) Applicant: **John Stackfleth**, San Diego, CA (US)
(72) Inventor: **John Stackfleth**, San Diego, CA (US)
(**) Term: **15 Years**
(21) Appl. No.: **29/553,842**
(22) Filed: **Feb. 4, 2016**
(51) **LOC (11) Cl.** **02-03**
(52) **U.S. Cl.**
USPC **D2/889**
(58) **Field of Classification Search**
USPC D2/865, 866, 867, 869, 875, 878, 883,
D2/885, 887, 889, 892
CPC A42B 1/00; A42B 1/004; A42B 1/006;
A42B 1/04; A42B 1/12
See application file for complete search history.

(56) **References Cited**
U.S. PATENT DOCUMENTS
D49,972 S * 11/1916 Schmidt D2/889
D103,915 S * 3/1937 Rich et al. D2/892
D108,299 S * 2/1938 Rainess D2/886
D164,991 S * 10/1951 Hedley D2/875
D274,384 S * 6/1984 Koffman D2/869
D310,751 S * 9/1990 Finley D2/866
D440,744 S * 4/2001 Shu D2/882
D535,458 S * 1/2007 Stuckman D2/866
D628,364 S * 12/2010 Channer D2/878
D639,533 S * 6/2011 Holtzhauer D2/889

D670,478 S * 11/2012 Kennedy D2/889
D727,151 S * 4/2015 Leitch D2/889
D762,349 S * 8/2016 Frazer D2/866

OTHER PUBLICATIONS

Sleep Cap DIY & Christmas Jammies, [on-line]; [comment posted to the Internet on Nov. 24, 2014]; [retrieved from the Internet on Mar. 15, 2017]; URL: < <http://mesewcrazy.com/2014/11/sleeping-cap-diy-christmas-jammies.html>>. (4 pages).
Elf Sleep Caps for Men . . . , [on-line]; [review posted to the Internet on Jan. 10, 2015]; [retrieved from the Internet on Mar. 15, 2017]; URL: < <https://www.headcovers.com/warm-mens-night-caps-elf-sleep-cap/>>. (1 page).*

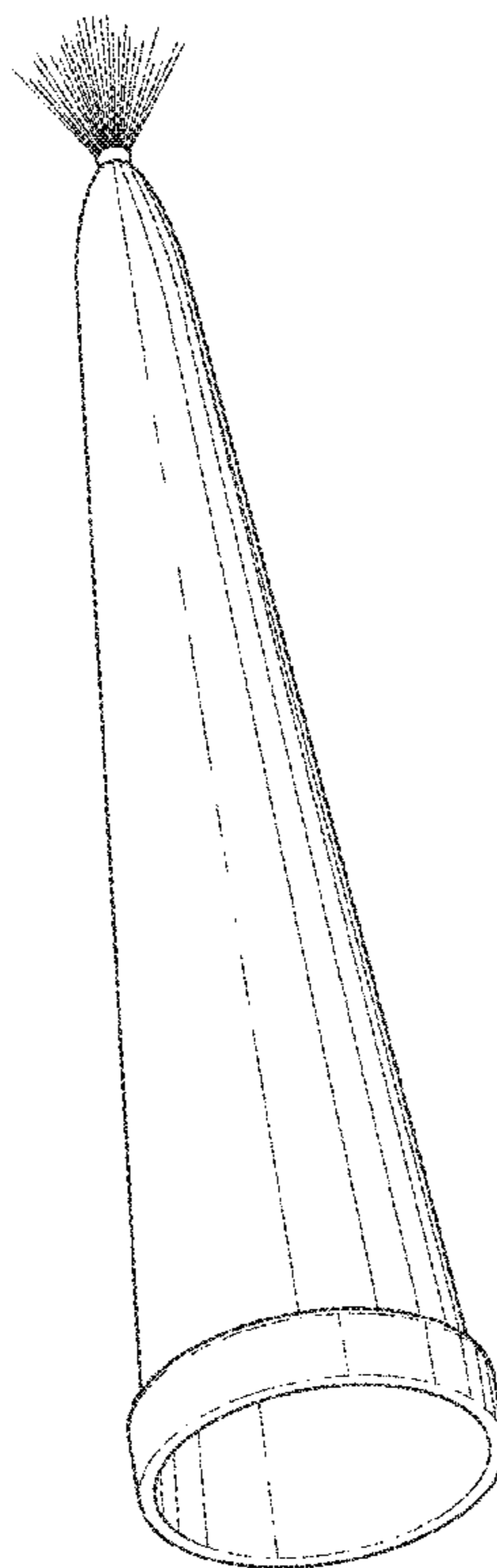
* cited by examiner

Primary Examiner — Karen E Eldridge Powers
Assistant Examiner — Jasmine Mlinarcik
(74) *Attorney, Agent, or Firm* — Womble Bond Dickinson (US) LLP

(57) **CLAIM**
The ornamental design for elongated stocking cap, as shown and described.

DESCRIPTION
FIG. 1 is a bottom, side perspective view of my new design. FIG. 2 is a side elevation view thereof, all other sides being the same. FIG. 3 is a top plan view thereof; and, FIG. 4 is a bottom plan view thereof.

1 Claim, 3 Drawing Sheets



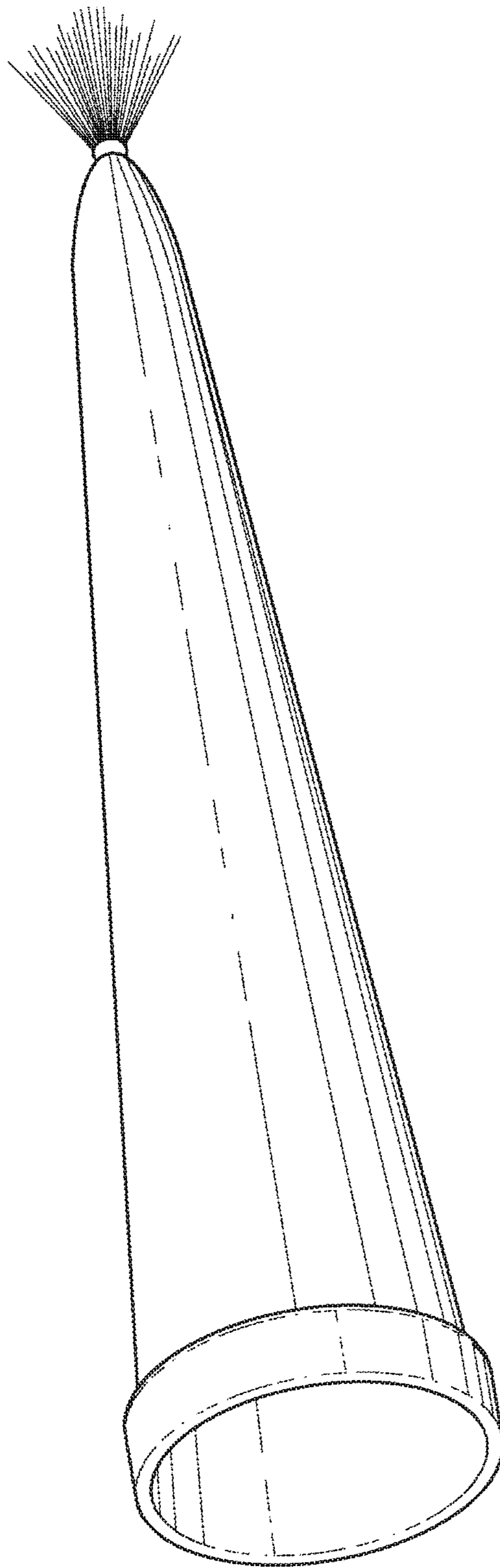


FIG. 1




FIG. 2

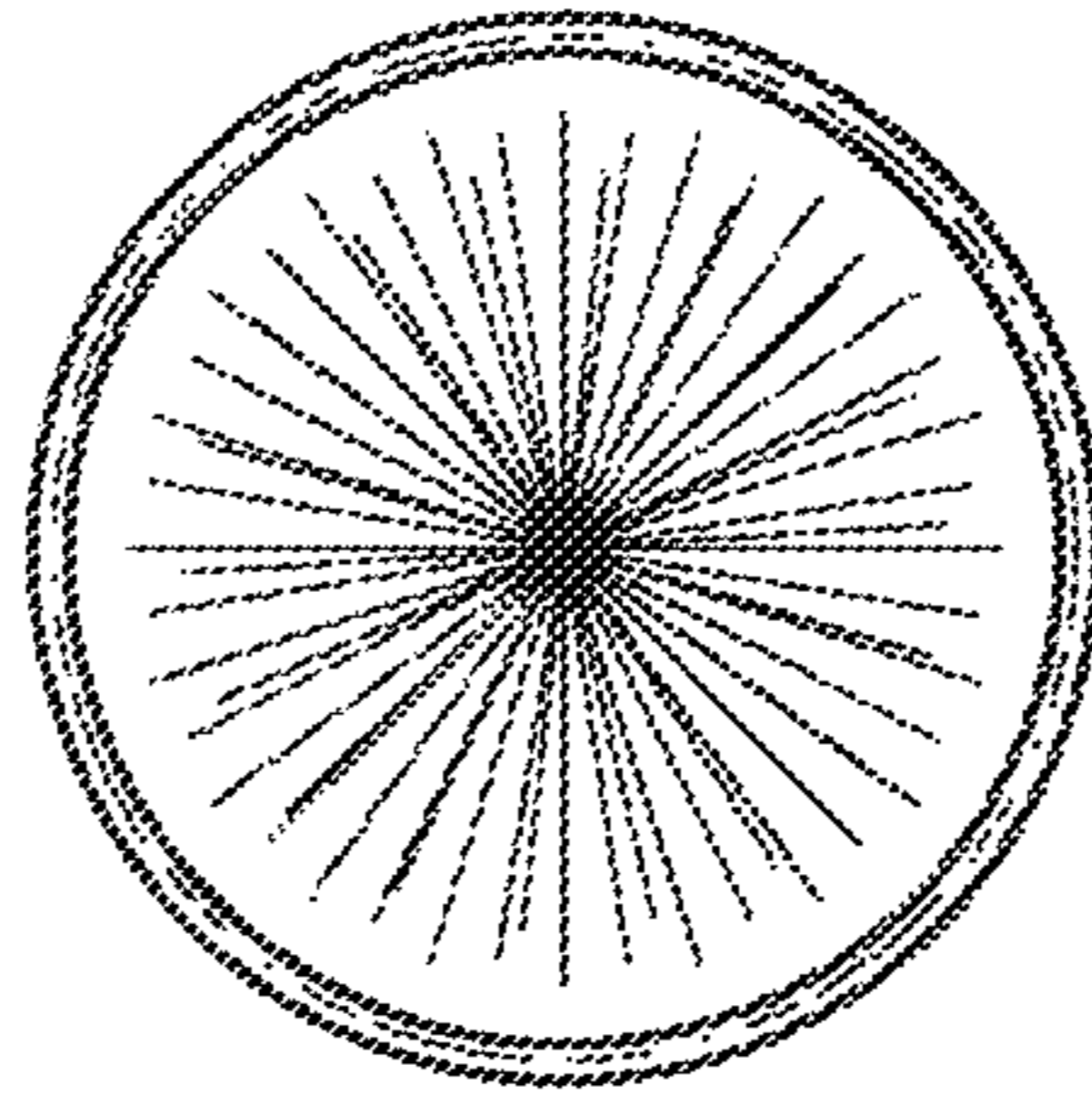


FIG. 3

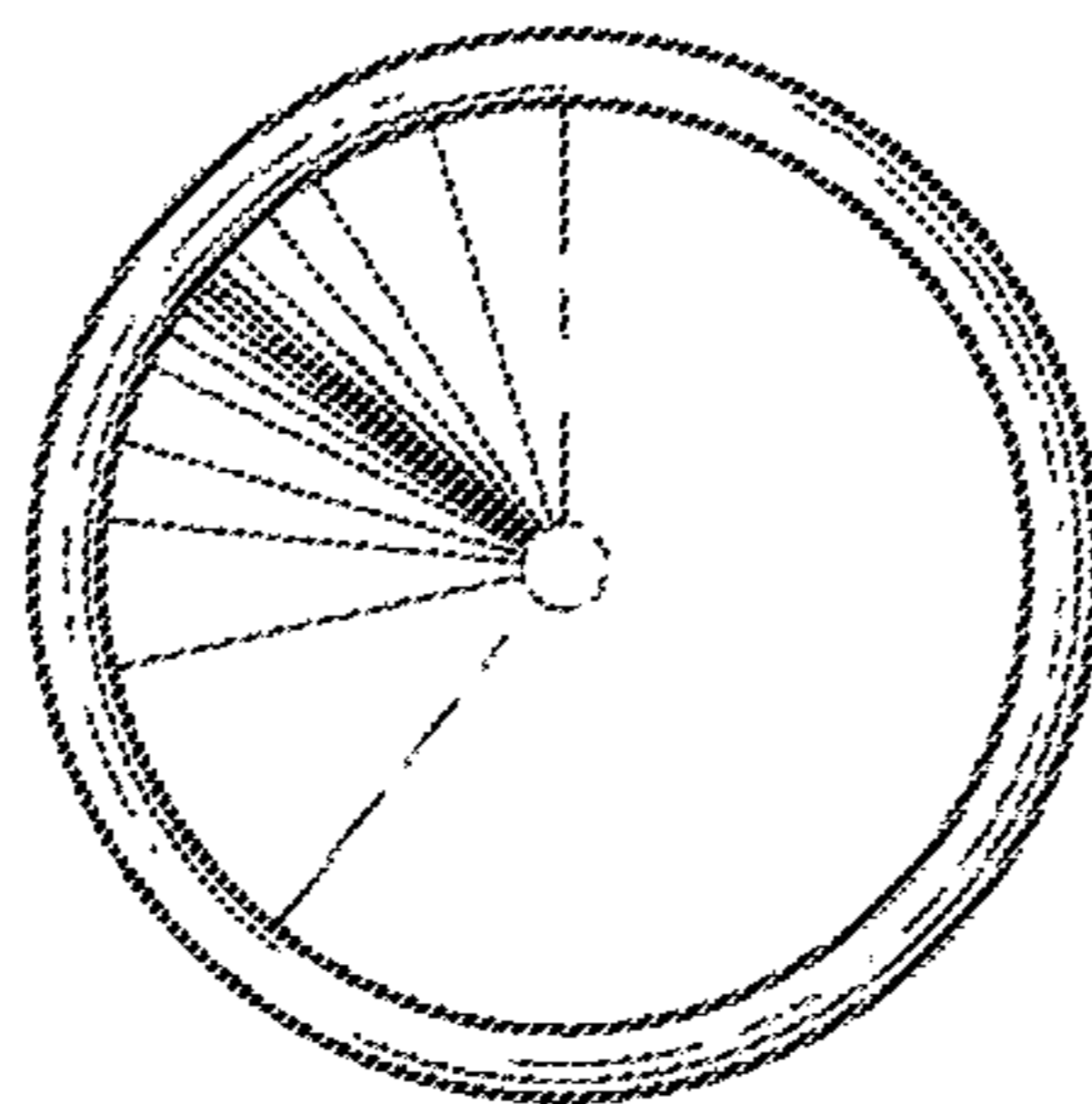


FIG. 4