



US00D825882S

(12) **United States Design Patent**
Thompson

(10) **Patent No.:** **US D825,882 S**

(45) **Date of Patent:** **** Aug. 14, 2018**

(54) **PALLET**

(71) Applicant: **ORBIS Corporation**, Oconomowoc,
WI (US)

(72) Inventor: **Benjamin Joel Thompson**, Johnson
Creek, WI (US)

(73) Assignee: **ORBIS Corporation**, Oconomowoc,
WI (US)

(**) Term: **15 Years**

(21) Appl. No.: **29/587,574**

(22) Filed: **Dec. 14, 2016**

(51) **LOC (11) Cl.** **09-08**

(52) **U.S. Cl.**
USPC **D34/38**

(58) **Field of Classification Search**
USPC D34/38
CPC B65D 19/02; B65D 19/00; B65D 19/38;
B65D 19/06; B65D 19/12
See application file for complete search history.

(56) **References Cited**

U.S. PATENT DOCUMENTS

D232,019 S *	7/1974	Rehrig	D34/38
D258,948 S *	4/1981	Stump, Jr.	D34/38
5,094,175 A *	3/1992	Christie	B65D 19/0069
				108/56.1
D404,179 S *	1/1999	Apps	D34/38
D464,186 S *	10/2002	Medoff	D34/38

D472,360 S *	3/2003	Medoff	D34/38
D485,659 S *	1/2004	Medoff	D34/38
D633,273 S *	2/2011	Kellerer	D34/38
D661,453 S *	6/2012	Kelly	D34/38
D704,915 S *	5/2014	Reyhan	D34/38
D724,809 S *	3/2015	Howland	D34/38
D753,392 S *	4/2016	Haas	D3/272
D774,271 S *	12/2016	Marti	
D798,024 S *	9/2017	Poran	D34/38
2005/0145144 A1 *	7/2005	Gab	B65D 19/38
				108/55.3
2009/0064906 A1 *	3/2009	Cance	B65D 19/0038
				108/56.3

* cited by examiner

Primary Examiner — Cynthia Ramirez

(74) *Attorney, Agent, or Firm* — Greensfelder, Hemker & Gale, P.C.

(57) **CLAIM**

We claim the ornamental design for a pallet, as shown and described.

DESCRIPTION

FIG. 1 is a perspective view of a pallet in accordance with the present invention;

FIG. 2 is a top plan view of the pallet of FIG. 1;

FIG. 3 is a first end plan view of the pallet of FIG. 1;

FIG. 4 is a second end plan view of the pallet of FIG. 1;

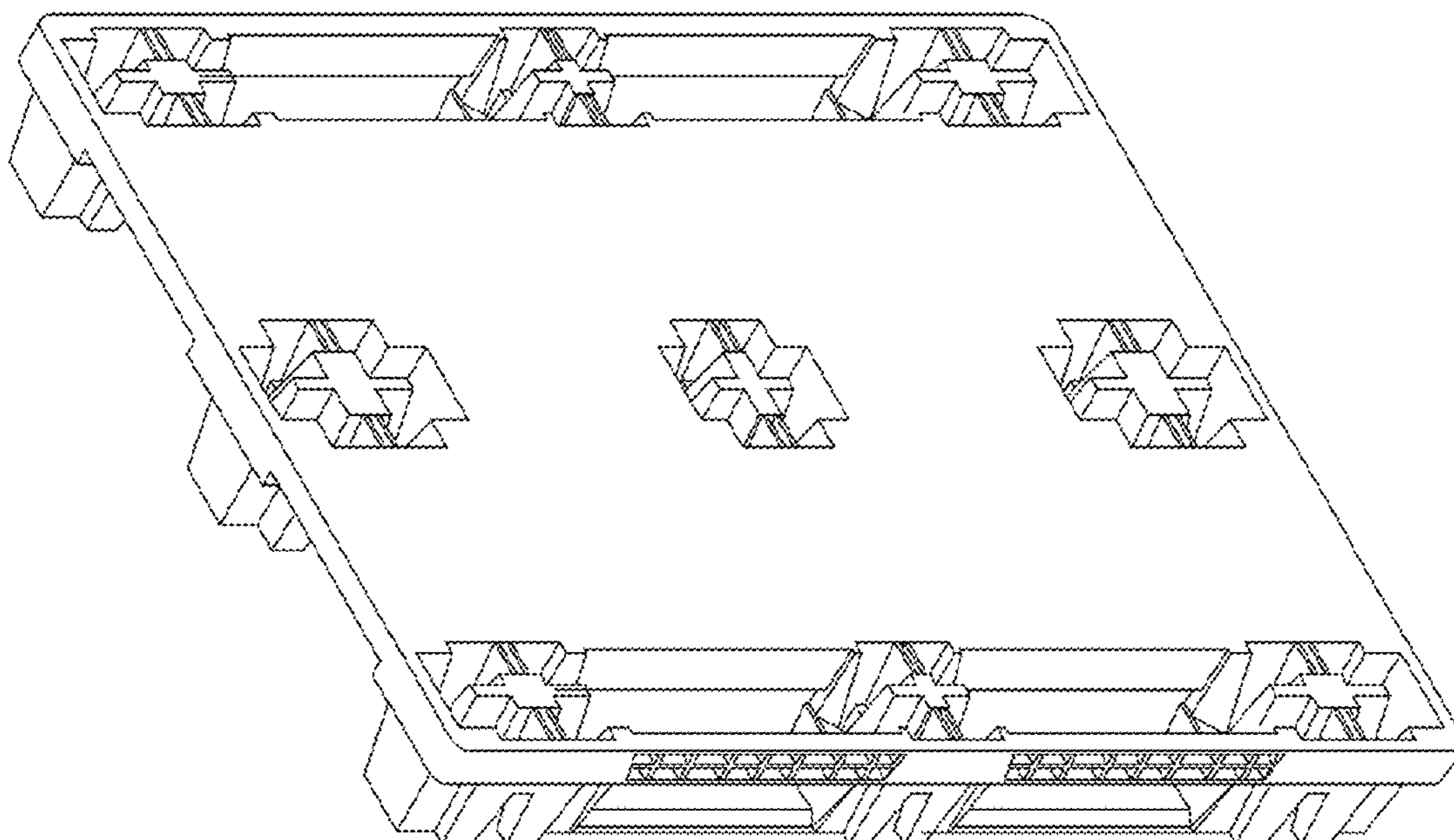
FIG. 5 is a first side plan view of the pallet of FIG. 1;

FIG. 6 is a second side plan view of the pallet of FIG. 1;

FIG. 7 is a bottom plan view of the pallet of FIG. 1; and,

FIG. 8 is a bottom perspective view of the pallet of FIG. 1.

1 Claim, 6 Drawing Sheets



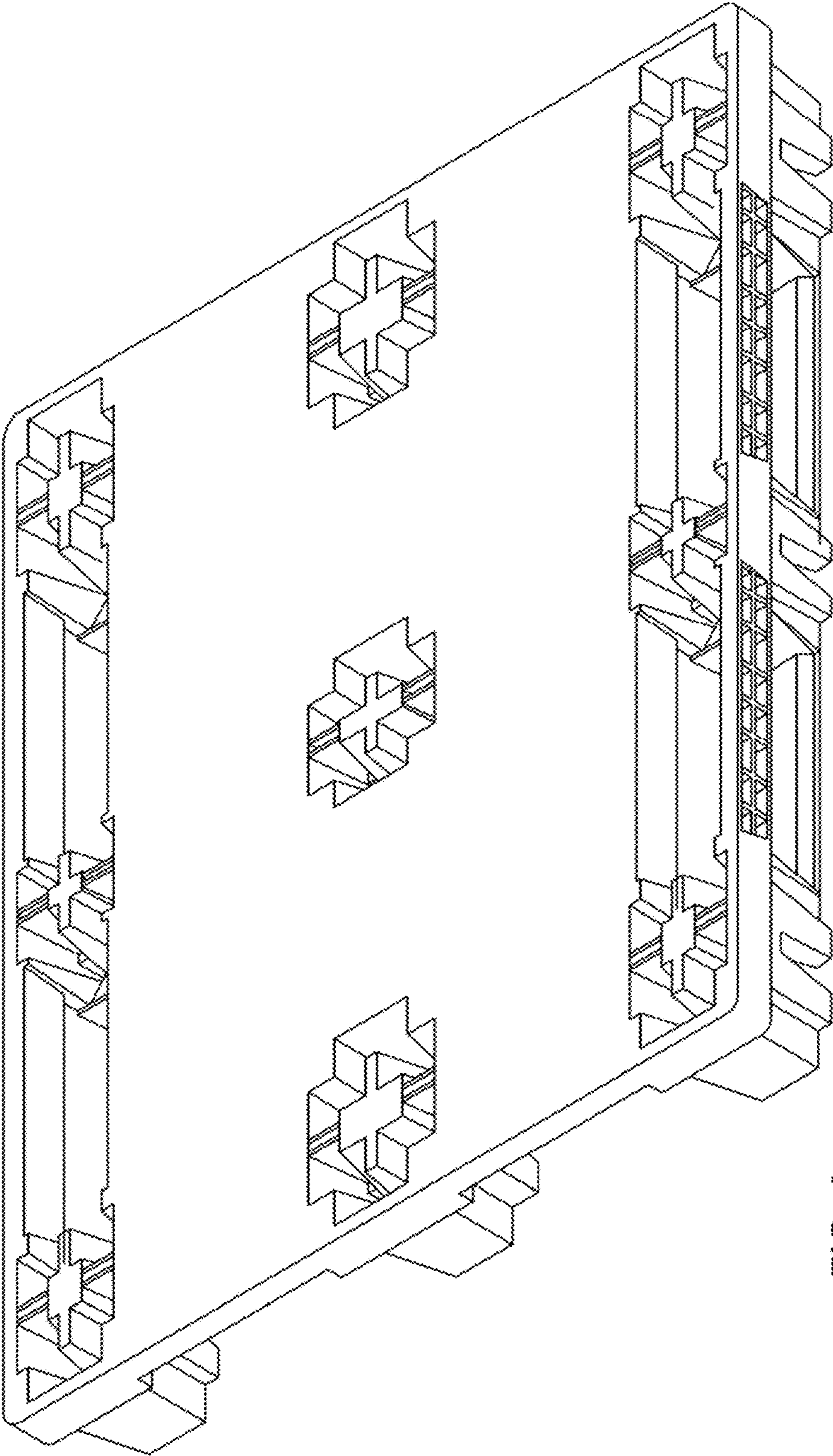


FIG. 1

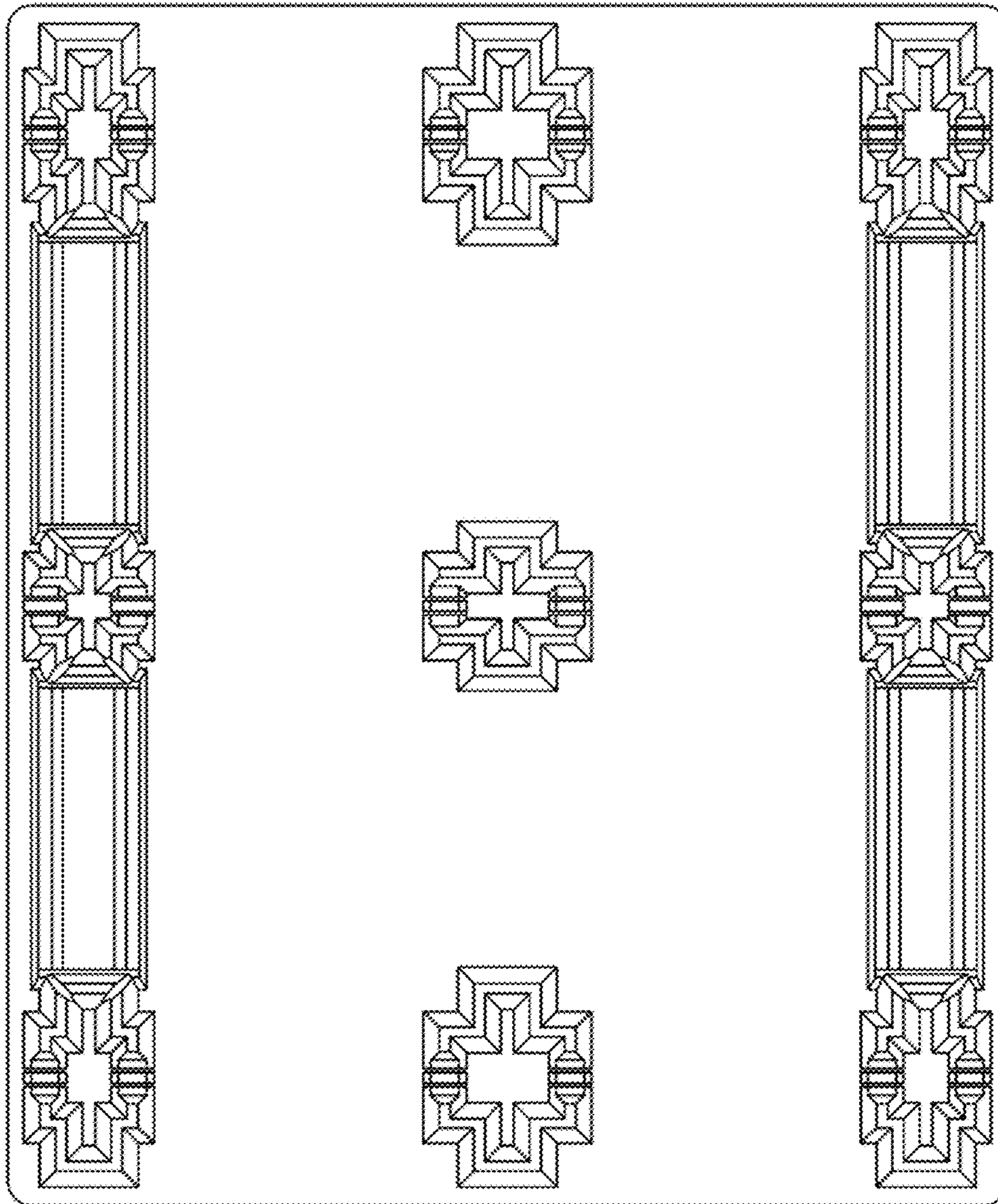


FIG. 2

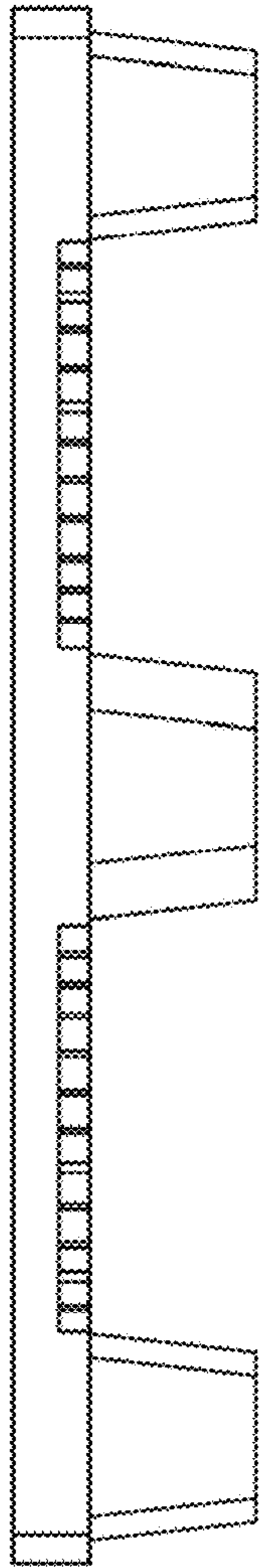


FIG. 3

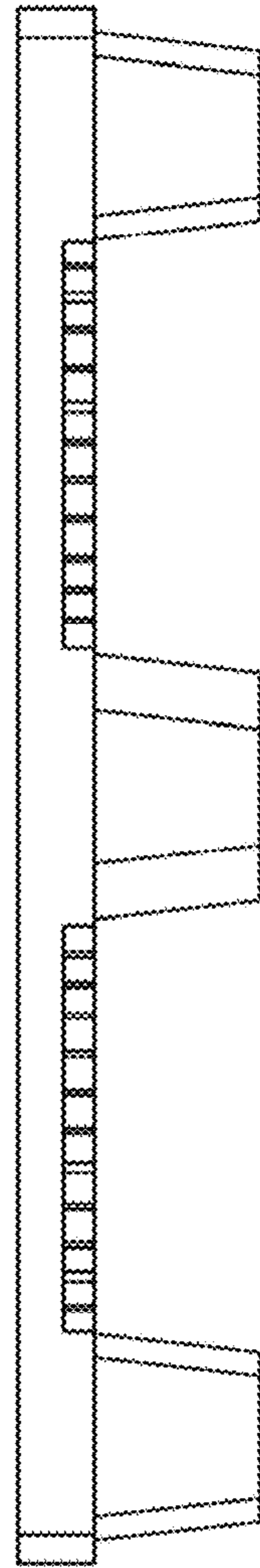


FIG. 4

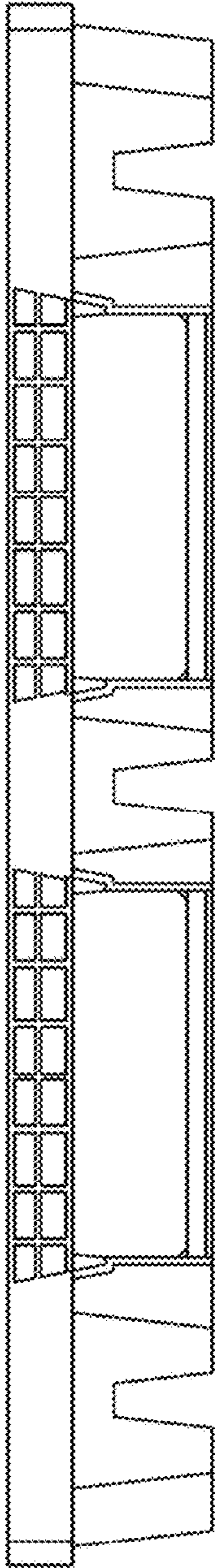


FIG. 5

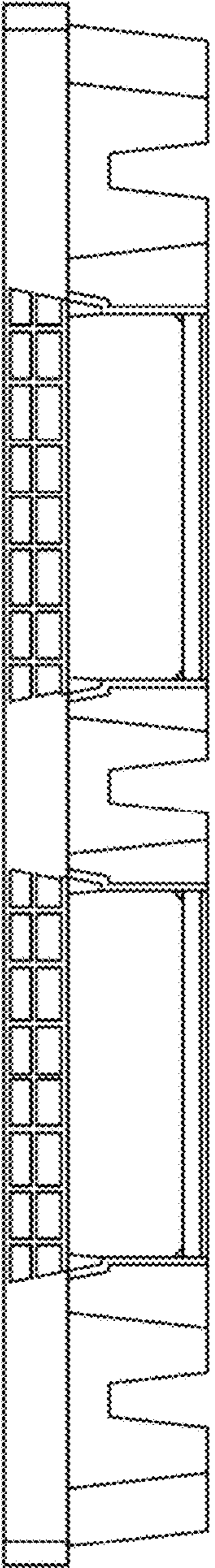


FIG. 6

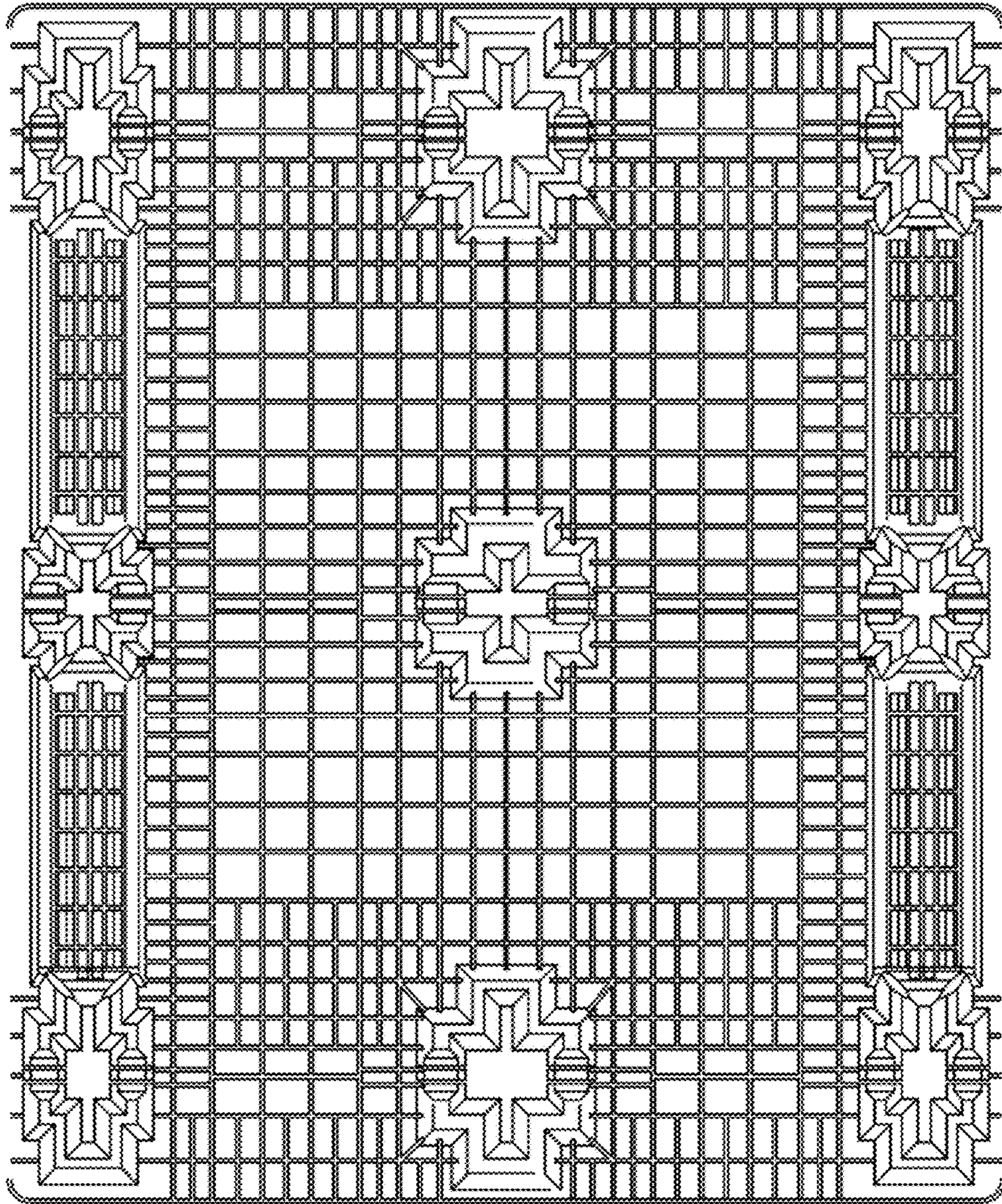


FIG. 7

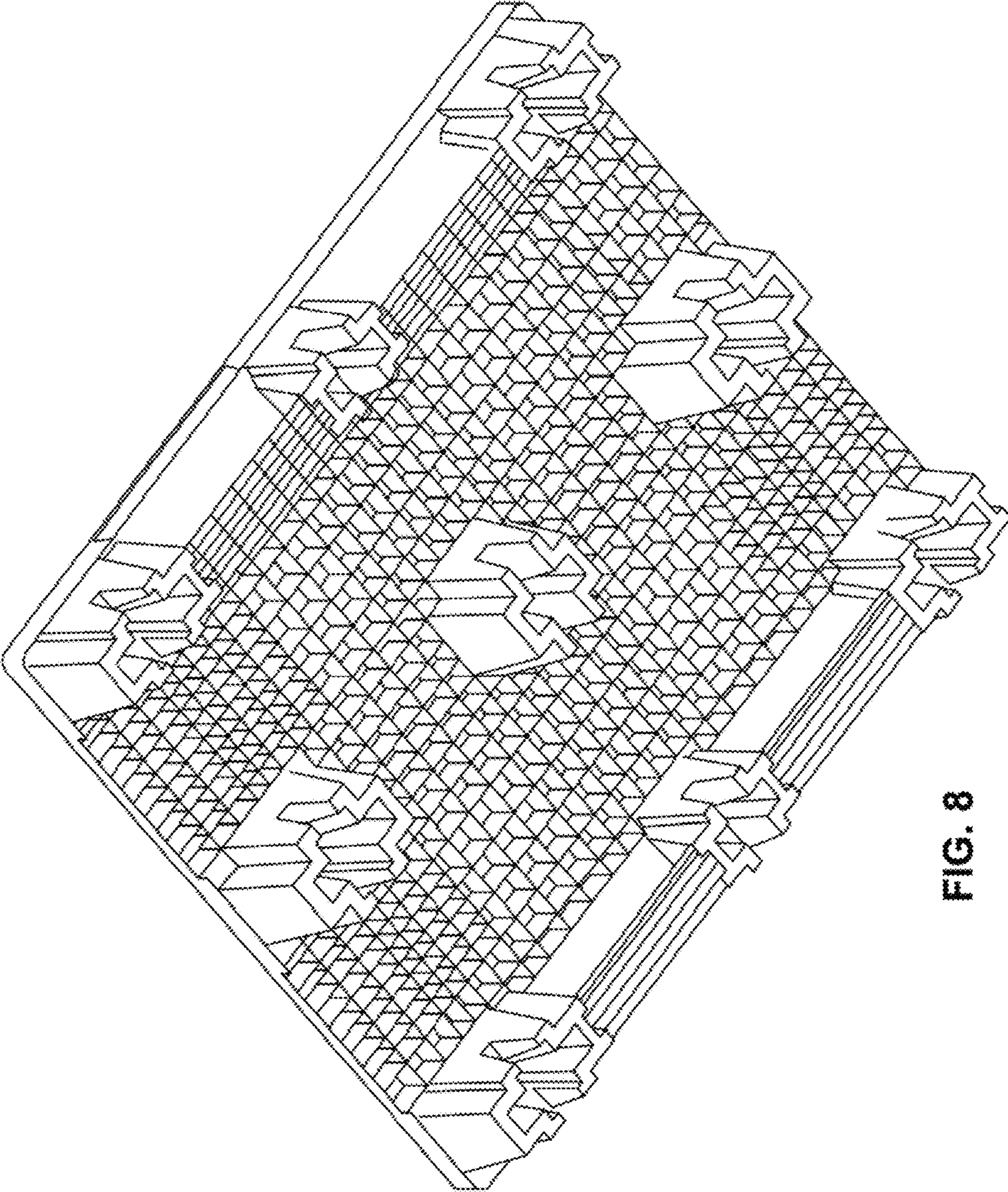


FIG. 8