



US00D825817S

(12) **United States Design Patent**
Sonneman

(10) **Patent No.:** **US D825,817 S**

(45) **Date of Patent:** **** Aug. 14, 2018**

(54) **LIGHT FIXTURE**

(71) Applicant: **Robert A. Sonneman**, Mamaroneck,
NY (US)

(72) Inventor: **Robert A. Sonneman**, Mamaroneck,
NY (US)

(73) Assignee: **CONTEMPORARY VISIONS, LLC**,
Larchmont, NY (US)

(**) Term: **15 Years**

(21) Appl. No.: **29/630,209**

(22) Filed: **Dec. 20, 2017**

(51) **LOC (11) Cl.** **26-03**

(52) **U.S. Cl.**
USPC **D26/88**

(58) **Field of Classification Search**
USPC ... D26/3, 26, 72, 75, 76, 78, 80, 81, 82, 84,
D26/86, 88, 90, 91, 113, 118
CPC .. F21S 2/005; F21S 4/002; F21S 4/008; F21S
8/031; F21S 8/038; F21S 8/04; F21S
8/043; F21S 8/046; F21S 8/06; F21S
8/061; F21S 8/063; F21S 8/065; F21S
8/066; F21S 8/068

See application file for complete search history.

(56) **References Cited**

U.S. PATENT DOCUMENTS

D638,570 S * 5/2011 Verelst D26/90
D653,378 S * 1/2012 Friedman D26/86
D731,104 S * 6/2015 Miyake D26/88
2008/0111470 A1* 5/2008 Yuan F21S 2/005
313/500

2012/0057349 A1* 3/2012 Loraing F21S 2/005
362/249.02
2015/0314909 A1* 11/2015 Verges Escu N F21S 8/061
229/110
2017/0205052 A1* 7/2017 Mastenbroek F21S 8/061

OTHER PUBLICATIONS

SeaGull Lighting Harambe 1-Light Pendant Model No. 6541401-782. First available at amazon.com Jan. 14, 2015. (Year: 2015).*

* cited by examiner

Primary Examiner — Clare E Heflin

(74) Attorney, Agent, or Firm — Gottlieb, Rackman & Reisman, P.C.

(57) **CLAIM**

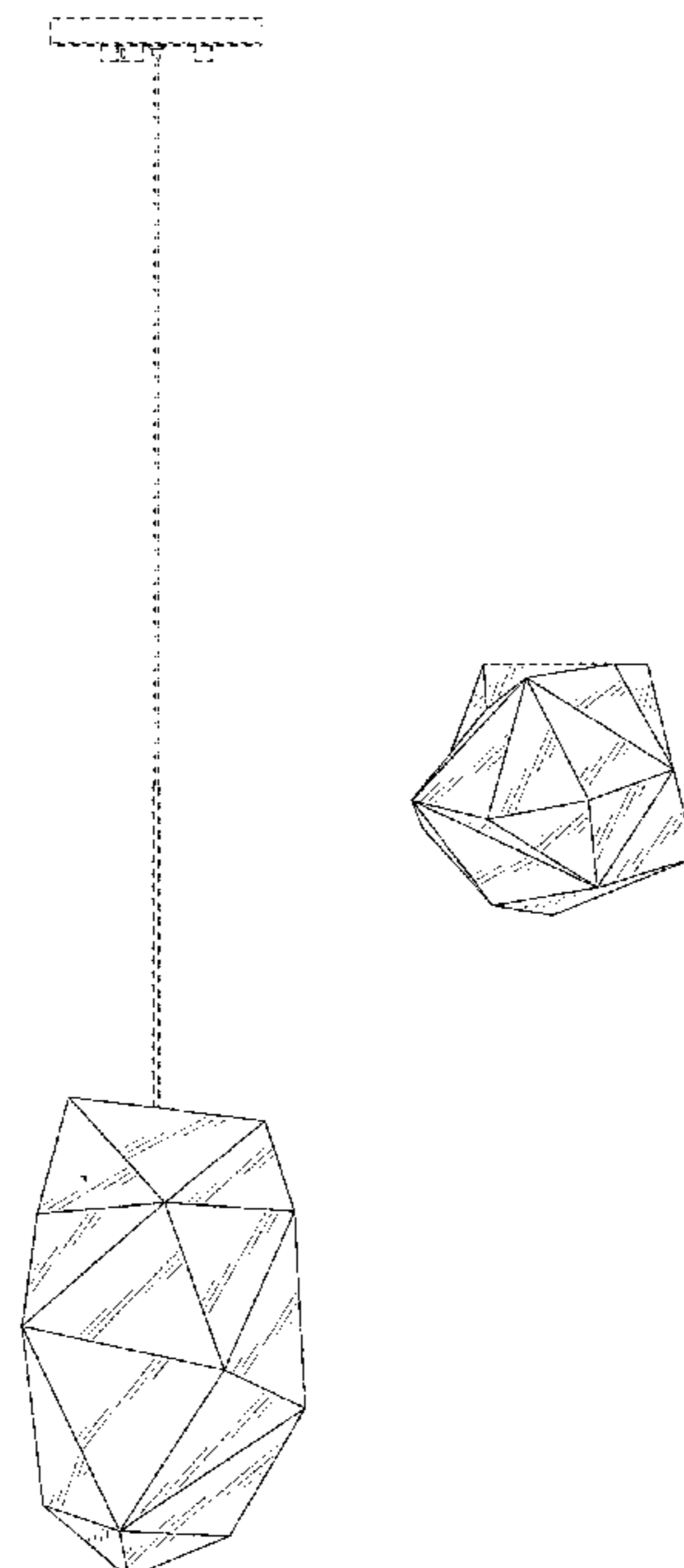
The ornamental design for a light fixture, as shown and described.

DESCRIPTION

FIG. 1 is a perspective view of a light fixture showing my new design;
FIG. 2 is a front elevational view thereof;
FIG. 3 is a rear elevational view thereof;
FIG. 4 is a right side elevational view thereof;
FIG. 5 is a left side elevational view thereof;
FIG. 6 is a top plan view thereof; and,
FIG. 7 is a bottom plan view thereof.

The broken lines shown in the drawings are included for the purpose of illustrating portions of the light fixture that form no part of the claimed design.

1 Claim, 6 Drawing Sheets






FIG. 1




FIG. 2

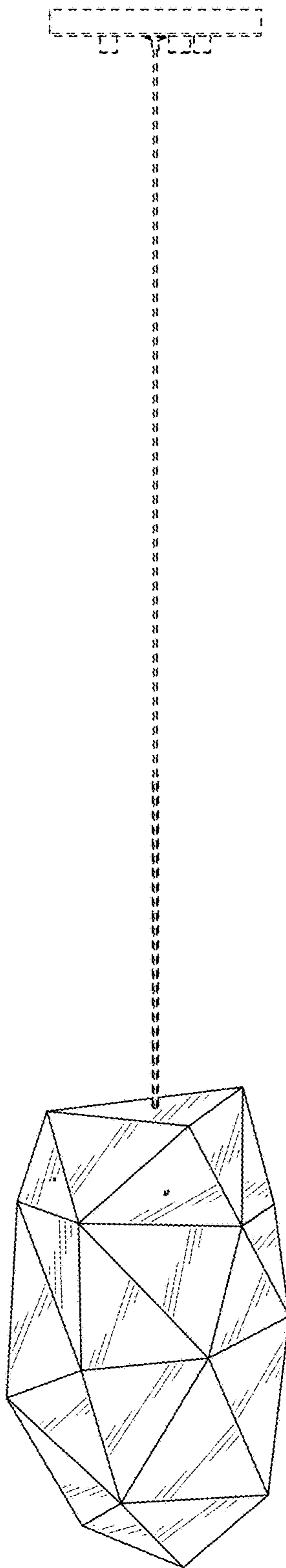


FIG. 3

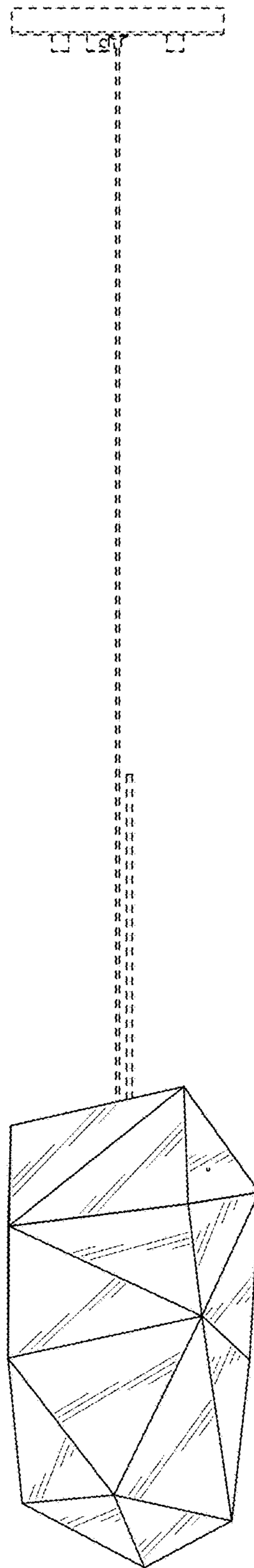


FIG. 4

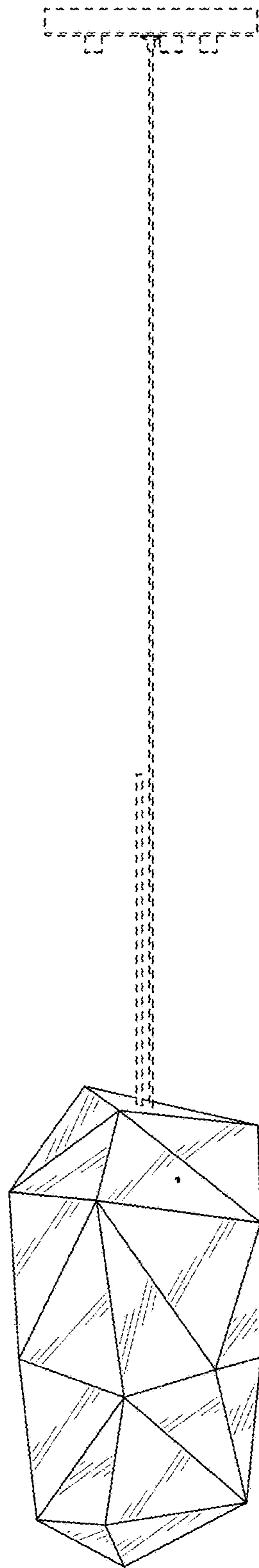


FIG. 5

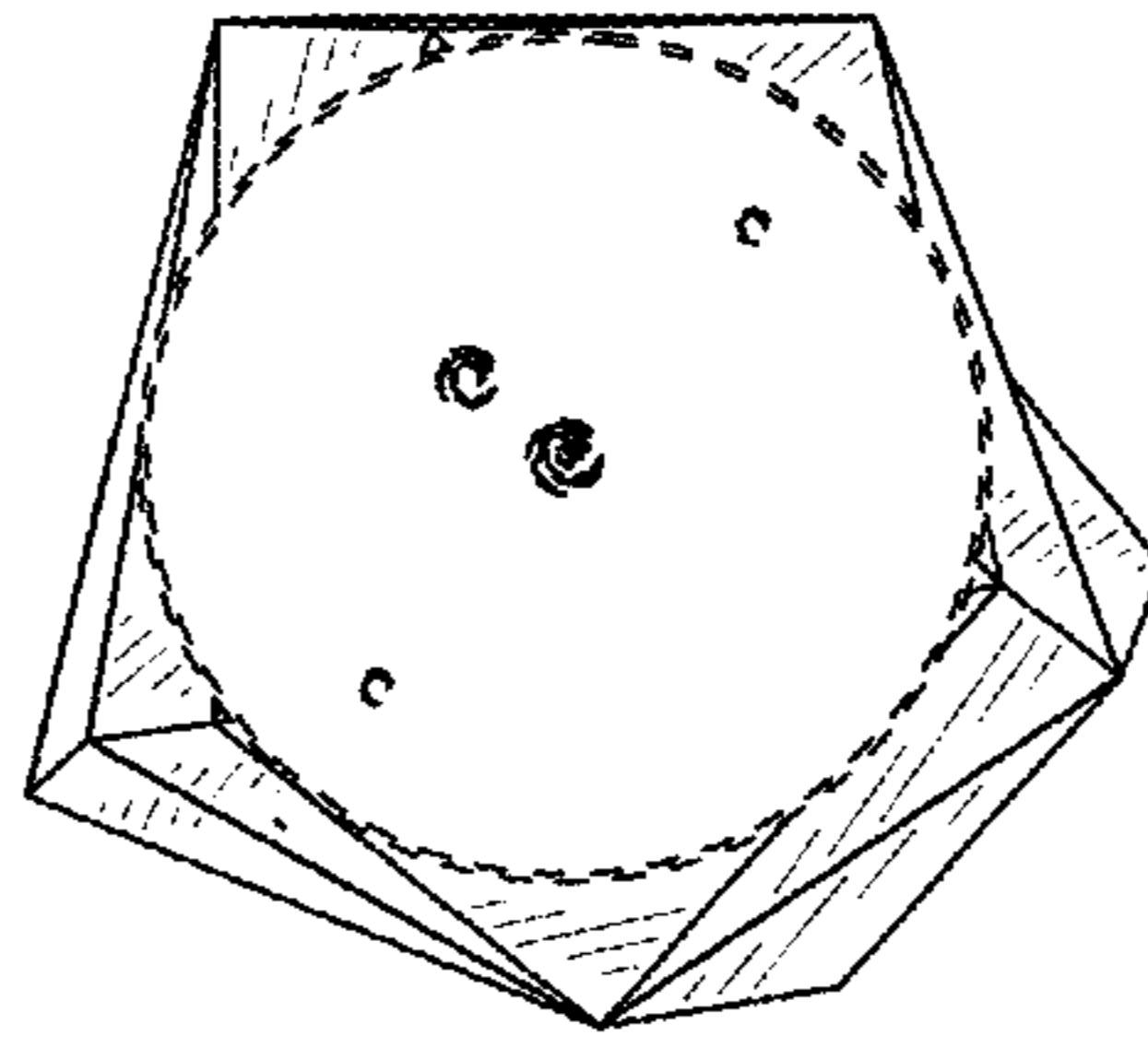


FIG. 6

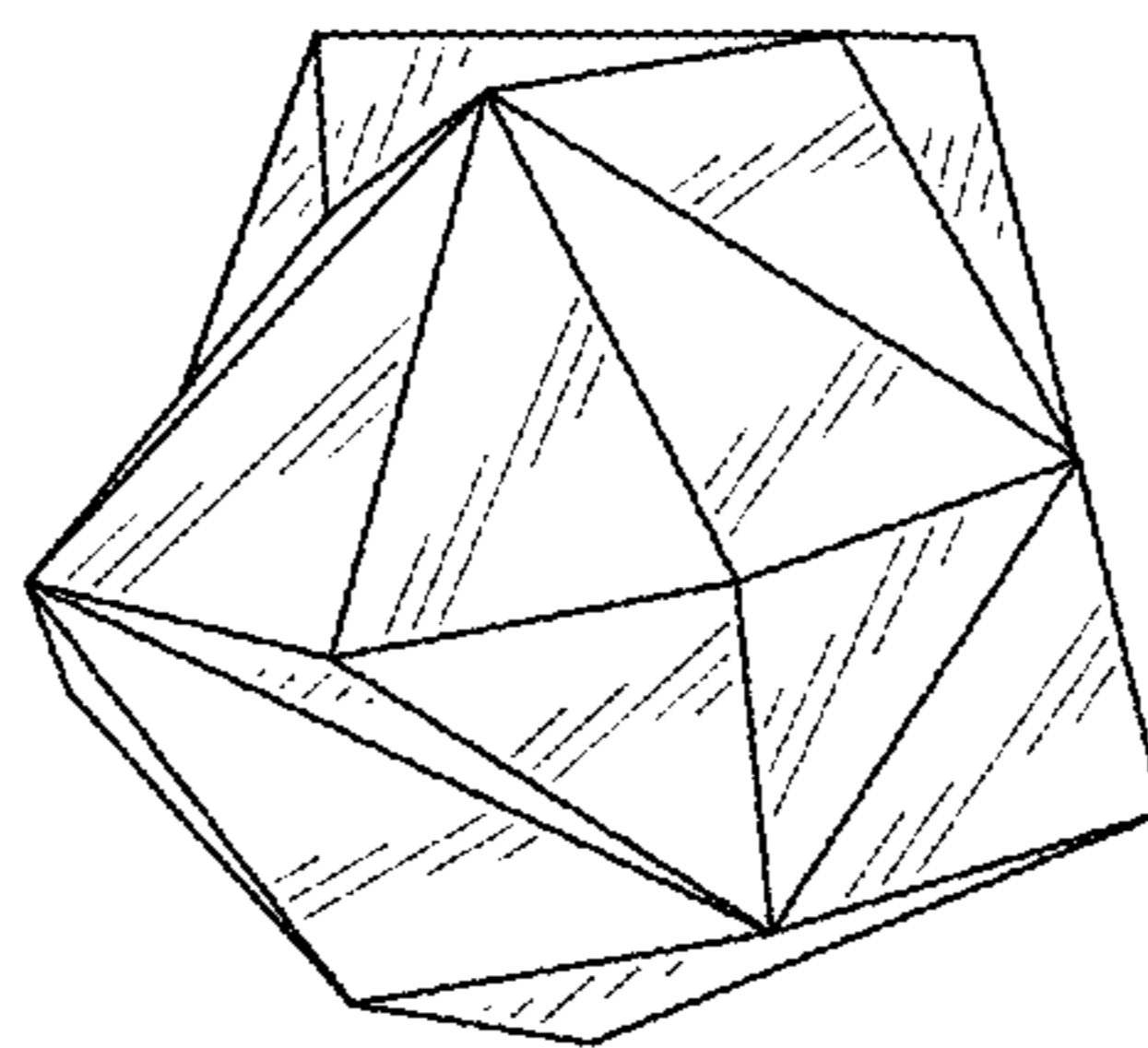


FIG. 7