



US00D825792S

(12) **United States Design Patent** (10) **Patent No.:** **US D825,792 S**
Johnson (45) **Date of Patent:** **** Aug. 14, 2018**

(54) **LIGHT BAR**

(71) Applicant: **London Johnson, Inc.**, Fishersville, VA (US)

(72) Inventor: **Brian P. Johnson**, Fishersville, VA (US)

(73) Assignee: **London Johnson, Inc.**, New York, NY (US)

(**) Term: **15 Years**

(21) Appl. No.: **29/617,068**

(22) Filed: **Sep. 11, 2017**

Related U.S. Application Data

(62) Division of application No. 29/563,461, filed on May 4, 2016, now Pat. No. Des. 797,963.

(51) **LOC (11) Cl.** **26-02**

(52) **U.S. Cl.**
USPC **D26/24**

(58) **Field of Classification Search**
USPC D26/1, 24, 93, 37
CPC ... F21S 6/00; F21S 6/002; F21S 6/004; F21V 21/02; F21W 2121/00; F21W 2131/10; F21W 2131/00; F21W 2131/406
See application file for complete search history.

(56) **References Cited**

U.S. PATENT DOCUMENTS

D595,875 S	*	7/2009	Irvine	D26/24
D715,466 S	*	10/2014	Wang	D26/24
D769,476 S	*	10/2016	Spencer	D26/24

* cited by examiner

Primary Examiner — Brian N. Vinson

(74) *Attorney, Agent, or Firm* — Perkins Coie LLP

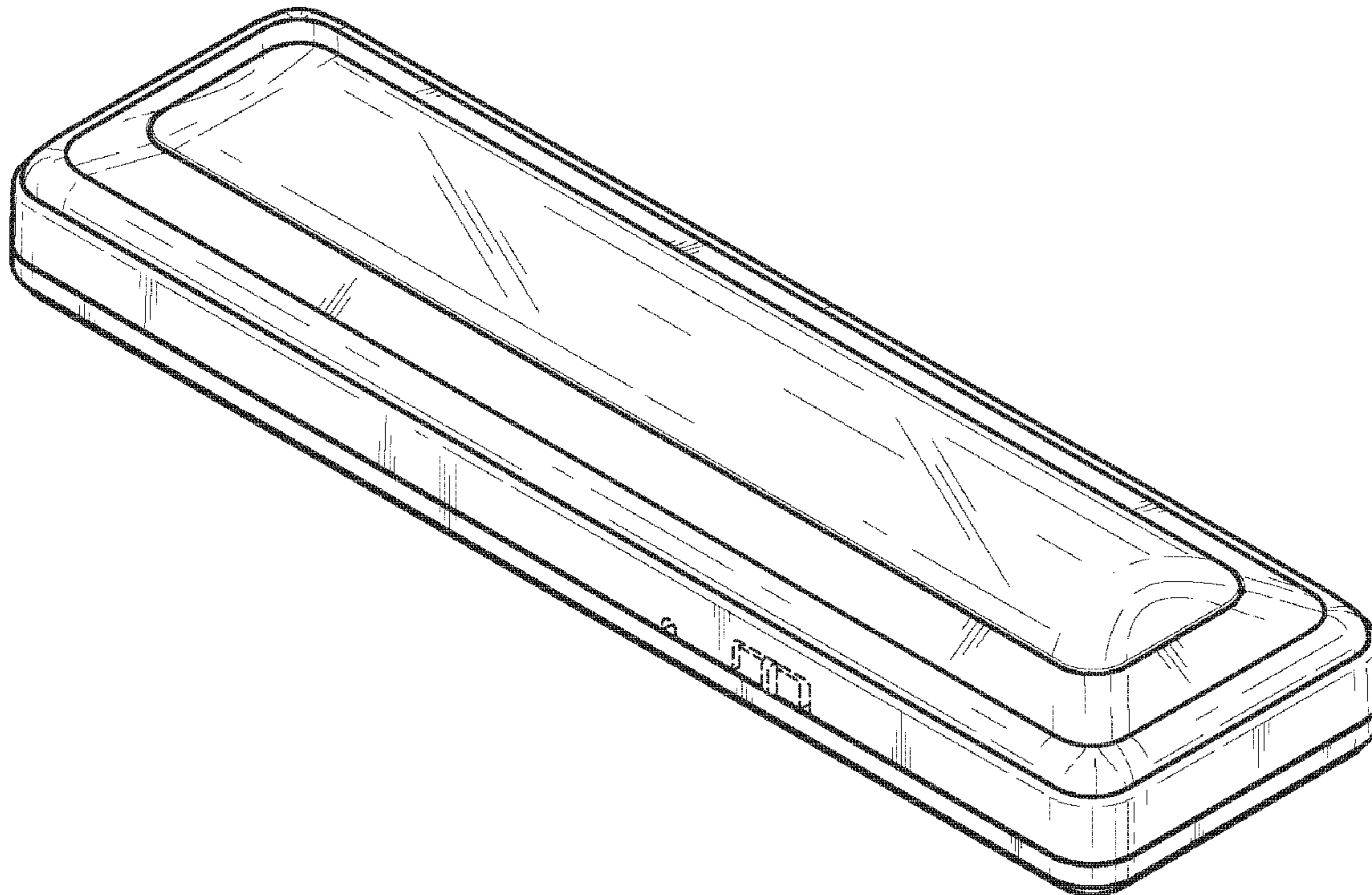
(57) **CLAIM**

The ornamental design for a light bar, as shown and described.

DESCRIPTION

FIG. 1 is a perspective view of a light bar showing my design, as viewed from the top and front.
 FIG. 2 is a top plan view thereof.
 FIG. 3 is a bottom plan view thereof.
 FIG. 4 is a front side profile view thereof.
 FIG. 5 is a back side profile view thereof.
 FIG. 6 is a first end profile view thereof; and,
 FIG. 7 is a second end profile view thereof.
 The details shown in broken lines illustrate features that form no part of the claimed design.

1 Claim, 2 Drawing Sheets



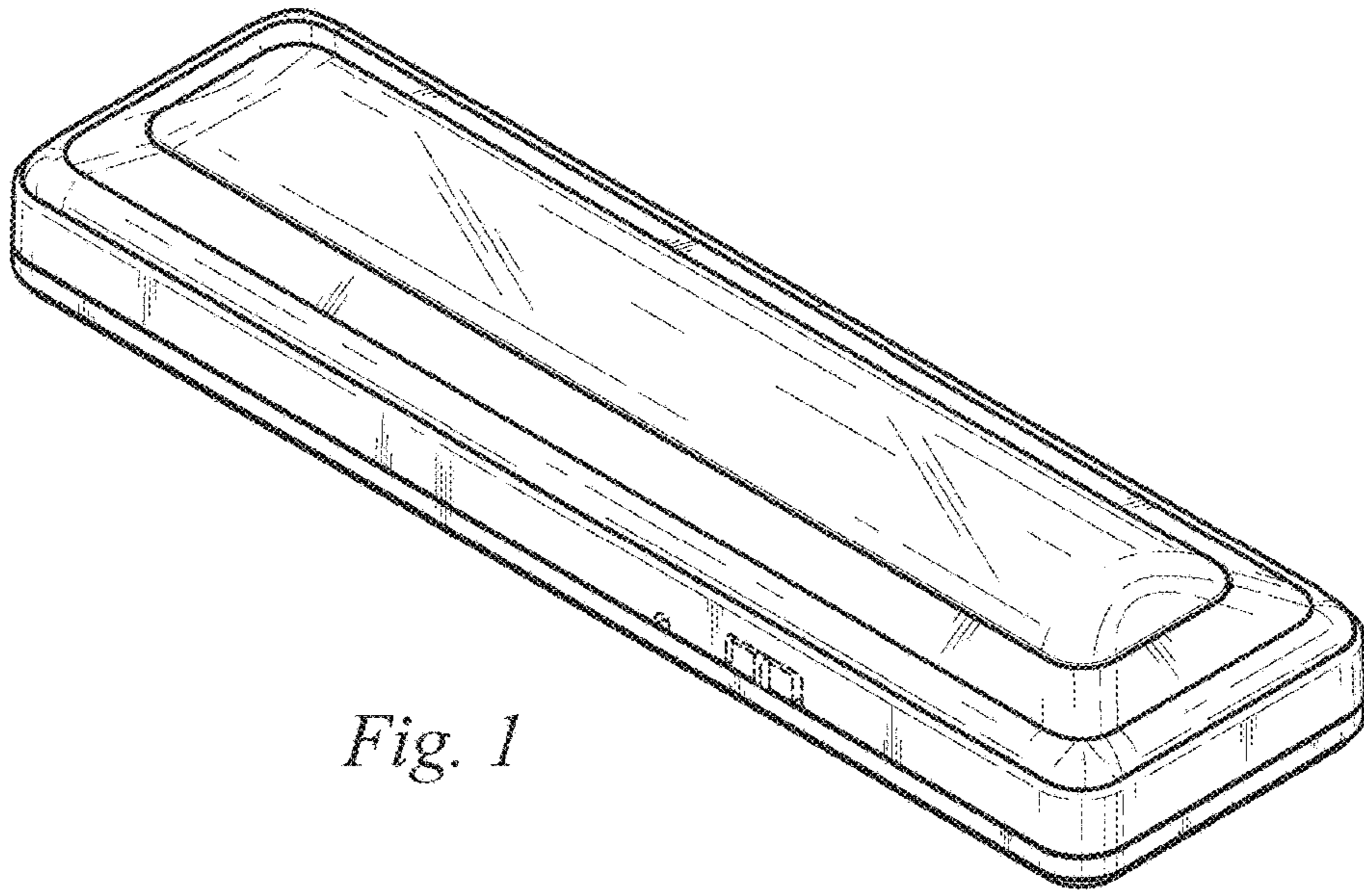


Fig. 1




Fig. 2

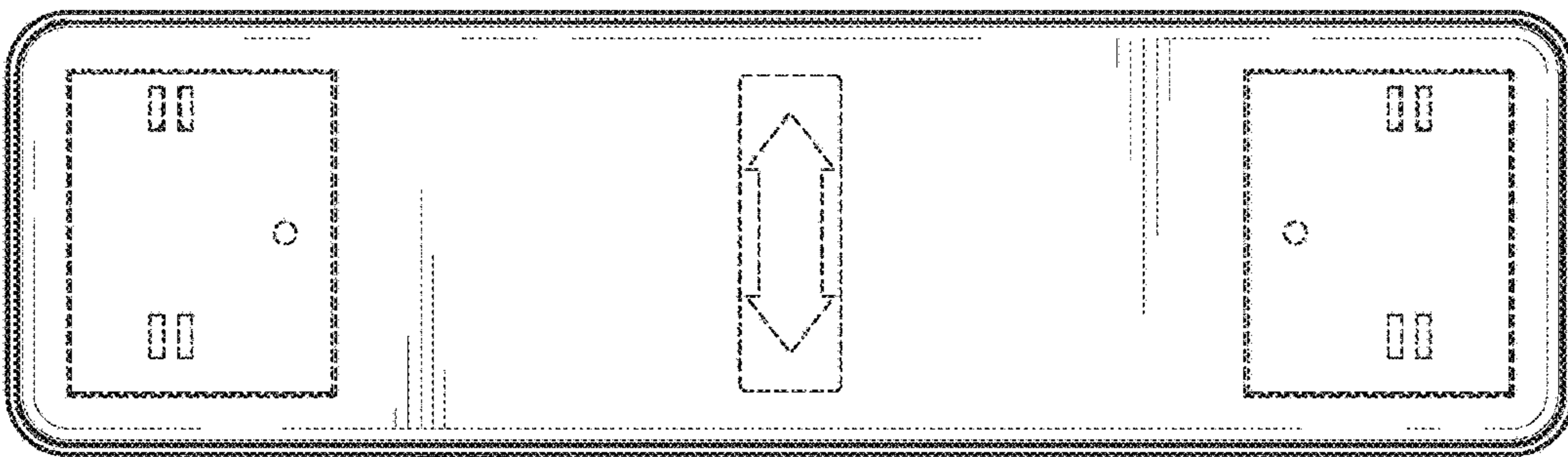


Fig. 3




Fig. 4



Fig. 5

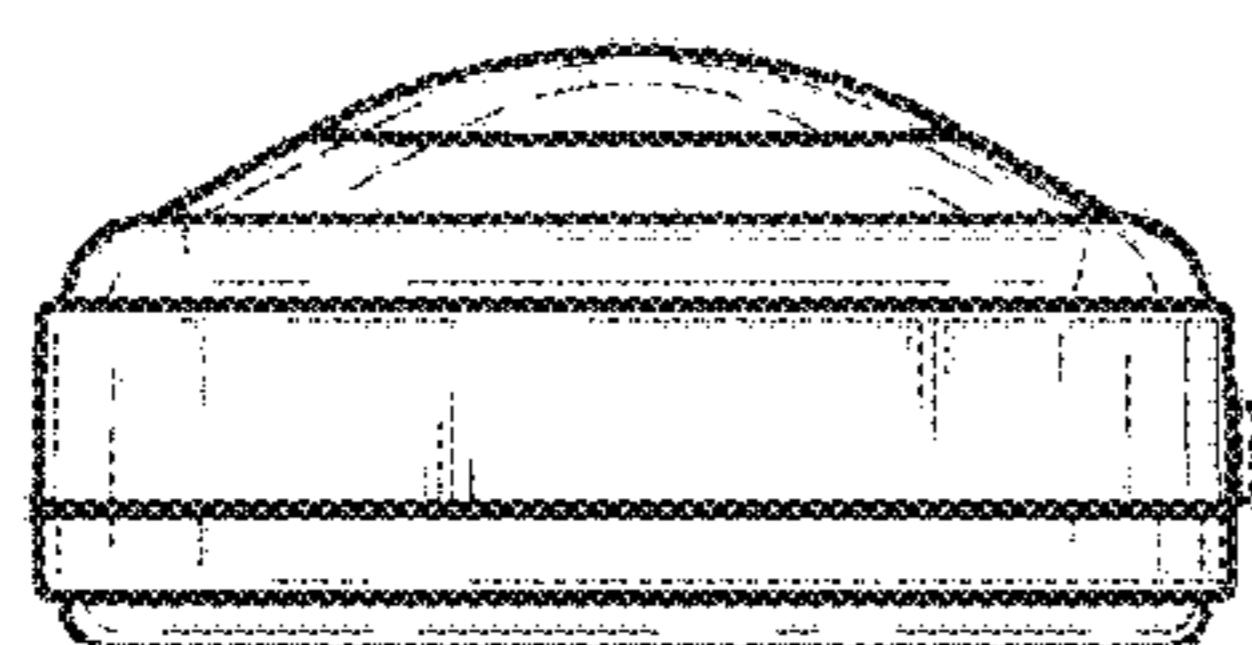


Fig. 6




Fig. 7