



US00D825783S

(12) **United States Design Patent**  
**Ienari et al.**

(10) **Patent No.:** **US D825,783 S**

(45) **Date of Patent:** **\*\* Aug. 14, 2018**

(54) **ARCHITECTURE MEMBER**

(71) Applicant: **NISSHIN STEEL CO., LTD.**, Tokyo (JP)

(72) Inventors: **Tooru Ienari**, Tokyo (JP); **Yasuhiro Sakurada**, Tokyo (JP); **Hiroshi Asada**, Tokyo (JP)

(\*\*) Term: **15 Years**

(21) Appl. No.: **35/503,246**

(22) Filed: **Dec. 19, 2016**

(80) **Hague Agreement Data**

Int. Filing Date: **Dec. 19, 2016**

Int. Reg. No.: **DM/095173**

Int. Reg. Date: **Dec. 19, 2016**

Int. Reg. Pub. Date: **Jun. 23, 2017**

(30) **Foreign Application Priority Data**

Jun. 23, 2016 (JP) ..... 2016-013348

(51) **LOC (11) Cl.** ..... **25-01**

(52) **U.S. Cl.**  
USPC ..... **D25/121**

(58) **Field of Classification Search**

USPC ..... D8/349, 354, 382, 394; D25/48.2, 119, D25/121, 127, 129

CPC .... Y10T 403/553; F16B 5/002; A47F 5/0846; E04B 1/40

See application file for complete search history.

(56) **References Cited**

**U.S. PATENT DOCUMENTS**

D27,394 S \* 7/1897 Horton ..... D25/121  
1,085,429 A \* 1/1914 Kahn et al. .... 217/85  
D223,088 S \* 3/1972 Kimmel ..... D25/121  
D246,889 S \* 1/1978 Eckerline ..... D25/121  
D248,823 S \* 8/1978 Eckerline ..... D25/121

D289,983 S \* 5/1987 Mino ..... D12/50  
D306,080 S \* 2/1990 Whitney ..... D25/119  
D374,169 S \* 10/1996 Kopish ..... D8/382  
7,743,575 B2 \* 6/2010 Ito ..... E04F 13/0889  
52/461  
D631,324 S \* 1/2011 Azuma ..... D8/354  
D657,661 S \* 4/2012 Cochrane ..... D8/382  
D666,325 S \* 8/2012 Morton ..... D25/119  
D679,237 S \* 4/2013 Austro ..... D12/317  
D707,105 S \* 6/2014 Irving ..... D8/354  
D781,681 S \* 3/2017 Nagaki ..... D8/354  
D790,324 S \* 6/2017 Ajello ..... D8/354  
D793,847 S \* 8/2017 Brannon ..... D8/354  
D808,782 S \* 1/2018 Heindl ..... D8/382  
D808,783 S \* 1/2018 Heindl ..... D8/382

\* cited by examiner

*Primary Examiner* — Robert M. Spear

(57) **CLAIM**

The ornamental design for architecture member, as shown and described.

**DESCRIPTION**

1. Construction element

1.1 : Front

1.2 : Back

1.3 : Perspective

1.4 : Left



1.5 : Top

1.6 : Right


1.7 : Bottom

This article is a structural member that can be used as a column or beam for homes and other buildings; through assembling and connecting, these articles can also be used for truss structures, among other uses; whether the article is an interior or exterior member, it is useful for solar system stands, wooden decks, joists, scaffolds and so forth; this article can also support and connect panel frames; in the front view, the article is approximately 100 mm in height and 100 mm in width; in the front view, the article continues in depth direction.


**1 Claim, 7 Drawing Sheets**




1.1




1.2




1.3




1.4



1.5



1.6



1.7

