



US00D825766S

(12) **United States Design Patent** (10) **Patent No.:** **US D825,766 S**
Del Rossi (45) **Date of Patent:** **** Aug. 14, 2018**

(54) **BANDAGE**
(71) Applicant: **VOMARIS INNOVATIONS, INC.**,
Tempe, AZ (US)
(72) Inventor: **Joseph Del Rossi**, Tempe, AZ (US)
(73) Assignee: **Vomaris Innovations, Inc.**, Tempe, AZ
(US)
(**) Term: **15 Years**
(21) Appl. No.: **29/584,407**
(22) Filed: **Nov. 14, 2016**
(51) **LOC (11) Cl.** **24-02**
(52) **U.S. Cl.**
USPC **D24/189**
(58) **Field of Classification Search**
USPC D24/188-190; 602/41-43, 48, 52, 54,
602/58; 604/304, 305, 306, 307, 308
CPC A61F 15/008; A61F 13/023; A61F 15/004;
A61F 2013/00646; A61M 2025/0246
See application file for complete search history.

D693,011 S * 11/2013 Mori D24/189
D693,012 S * 11/2013 Inoo D24/189
D693,013 S * 11/2013 Inoo D24/189
D704,342 S * 5/2014 Mori D24/189
D710,017 S * 7/2014 Mosa D24/189
D713,966 S * 9/2014 Hoonakker D24/189
D760,396 S * 6/2016 Bradford D24/189
D774,201 S * 12/2016 Gutierrez D24/189

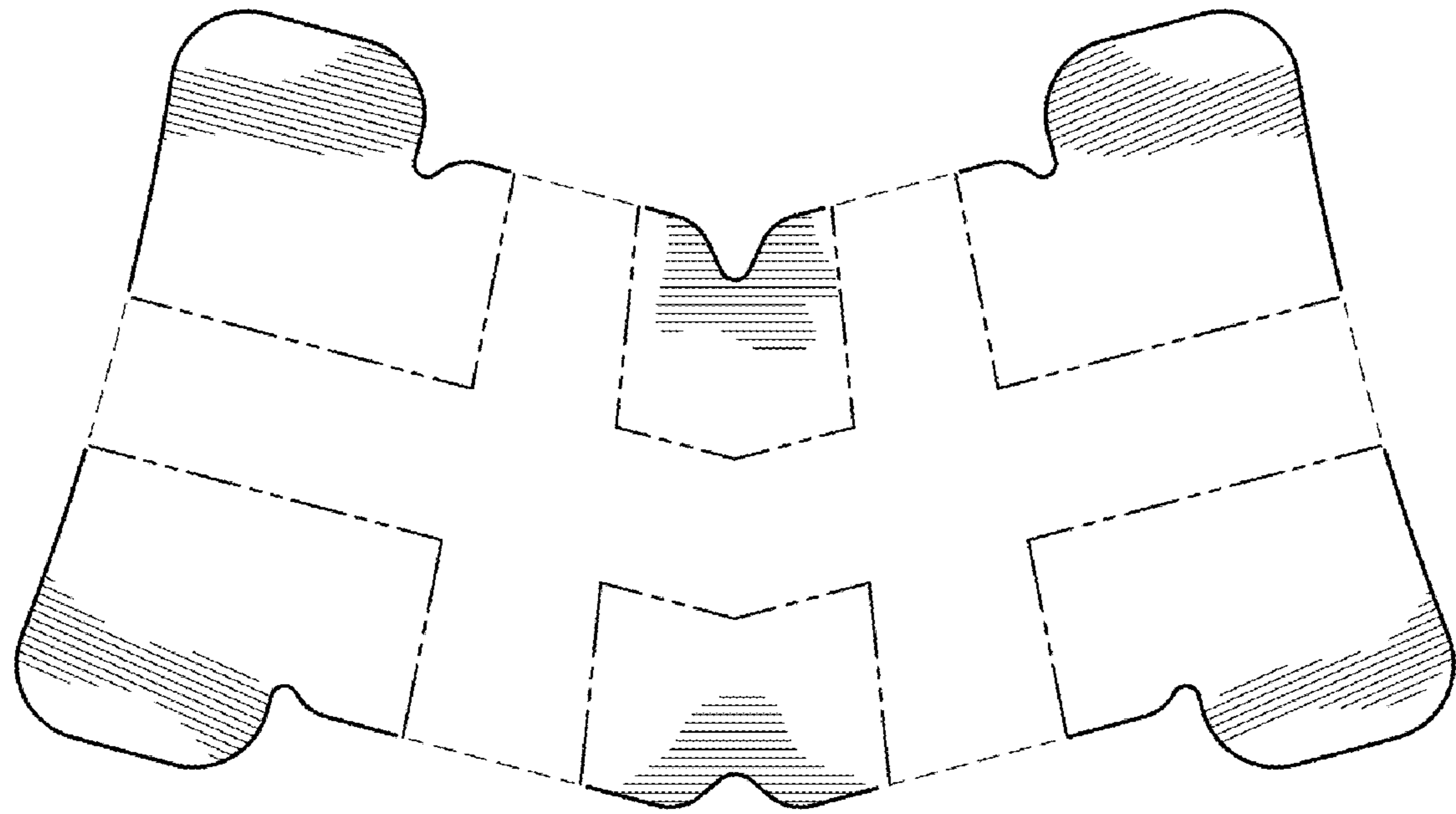
* cited by examiner
Primary Examiner — Thomas Johannes
Assistant Examiner — Samantha Q. Lawrence
(74) *Attorney, Agent, or Firm* — K&L Gates LLP; Louis
C. Cullman; Brian J. Novak

(56) **References Cited**
U.S. PATENT DOCUMENTS
D294,650 S * 3/1988 De Beys D2/706
D434,524 S * 11/2000 Kalafsky D24/189
D629,910 S * 12/2010 Ha D24/189
D690,822 S * 10/2013 Dunshee D24/189
8,563,800 B2 * 10/2013 Smith A61F 13/0203
128/888

(57) **CLAIM**
The ornamental design for a bandage, as shown and
described.

DESCRIPTION
FIG. 1 is a top view of a bandage.
FIG. 2 is a first side view thereof.
FIG. 3 is a second side view thereof.
FIG. 4 is a third side view thereof.
FIG. 5 is a fourth side view thereof; and,
FIG. 6 is a bottom view thereof.
The broken lines shown in FIGS. 1-6 illustrate portions of
the bandage that form no part of the claimed design. The
dash-dot-dot lines shown in FIG. 1 illustrates a boundary
line that forms no part of the claimed design.

1 Claim, 2 Drawing Sheets



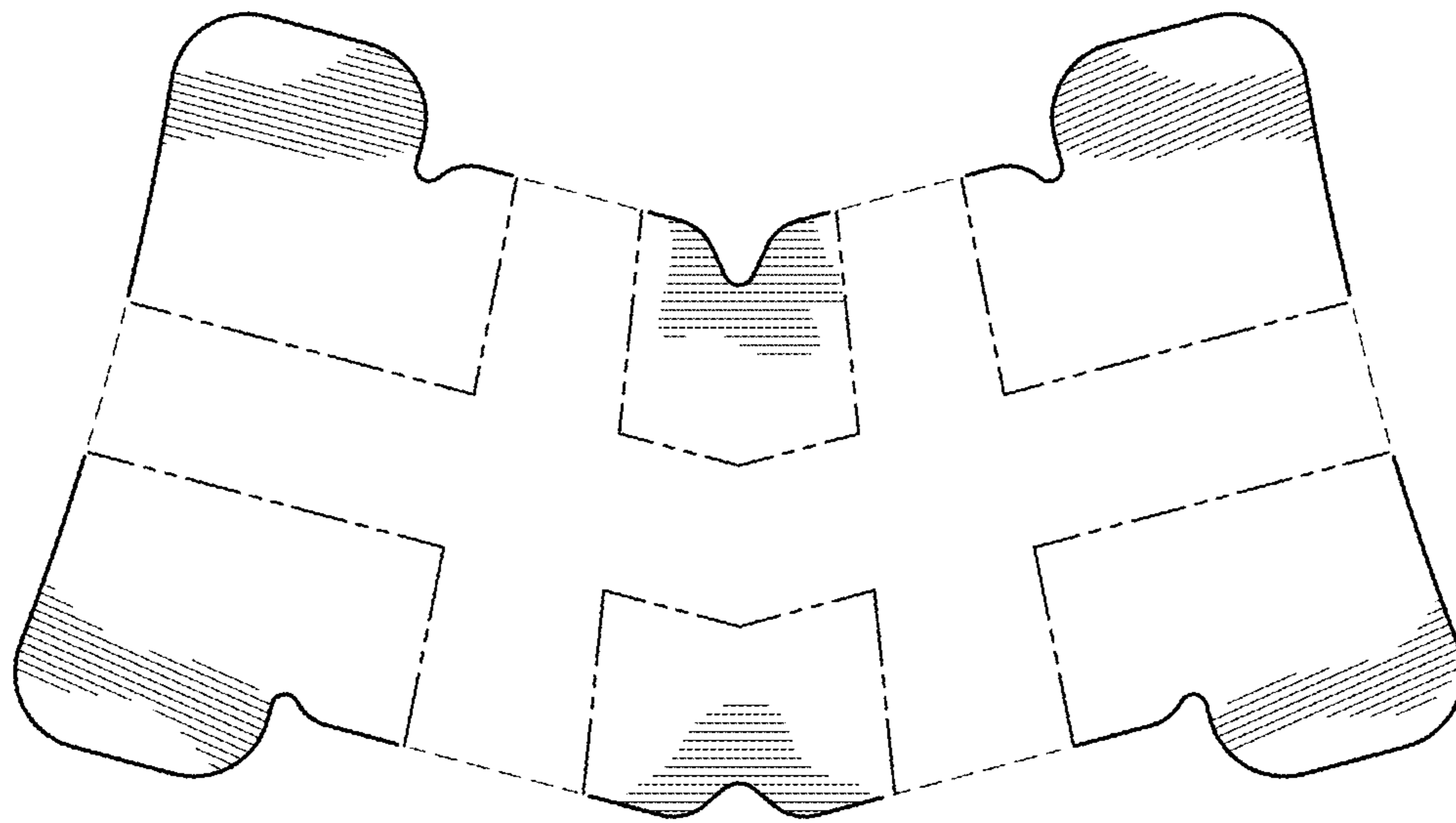


FIG. 1



FIG. 2




FIG. 3



FIG. 4




FIG. 5




FIG. 6