

US00D825747S

(12) **United States Design Patent** (10) **Patent No.:** **US D825,747 S**  
**Davis et al.** (45) **Date of Patent:** **\*\* Aug. 14, 2018**

- (54) **ENTERAL SYRINGE**
- (71) Applicant: **NEOMED, INC.**, Woodstock, GA (US)
- (72) Inventors: **Benjamin M. Davis**, Woodstock, GA (US); **Aaron N. Ingram**, Canton, GA (US); **John Burke**, County Roscommon (IE); **Mark M. Costello**, Co. Mayo (IE)
- (73) Assignee: **NEOMED, INC.**, Woodstock, GA (US)
- (\*\*) Term: **14 Years**
- (21) Appl. No.: **29/519,109**
- (22) Filed: **Mar. 2, 2015**
- (51) **LOC (11) Cl.** ..... **24-02**
- (52) **U.S. Cl.**  
USPC ..... **D24/130**
- (58) **Field of Classification Search**  
USPC ..... D24/112-144, 108, 186; 606/181, 185; 604/264, 272, 187, 181, 184, 227  
CPC ..... A61M 5/178; A61M 3/00; A61M 5/20; A61M 5/31; A61M 5/3146; A61M 5/3129; A61M 5/3148; A61M 5/315  
See application file for complete search history.

(56) **References Cited**

**U.S. PATENT DOCUMENTS**

- 3,885,562 A 5/1975 Lampkin
- 3,921,633 A \* 11/1975 Tischlinger ..... A61M 5/178  
604/227
- 4,171,699 A \* 10/1979 Jones ..... A61M 5/3129  
526/73
- D267,536 S 1/1983 Findlay
- D282,807 S 3/1986 Hasse
- D320,084 S \* 9/1991 Stewart ..... D24/114
- 5,115,816 A \* 5/1992 Lee ..... A61B 10/0283  
600/562
- D330,862 S 11/1992 Shibley et al.
- 5,279,566 A 1/1994 Kline, Jr. et al.
- 5,395,345 A \* 3/1995 Gross ..... A61B 10/0233  
604/187

- D383,205 S \* 9/1997 Pagay ..... D24/112
- 5,836,919 A \* 11/1998 Skurka ..... A61M 5/3134  
604/187
- 5,843,042 A 12/1998 Ren  
(Continued)

**FOREIGN PATENT DOCUMENTS**

- DE 2108381 B2 8/1972
- EP 1110568 A2 6/2001  
(Continued)

**OTHER PUBLICATIONS**

New ISO Tubing Connector Standards: A Follow-Up to the Sentinel Event Alert Webinar PowerPoint Presentation; www.jointcommission.org; 50 pgs; Dec. 3, 2014.  
(Continued)

*Primary Examiner* — David Muller  
*Assistant Examiner* — Nathan Johnston  
(74) *Attorney, Agent, or Firm* — Gardner Groff  
Greenwald & Villanueva, PC

(57) **CLAIM**

The ornamental design for an enteral syringe, substantially as shown and described.

**DESCRIPTION**

FIG. 1 is a perspective view of an enteral syringe showing our new design.  
FIG. 2 is a front elevation view thereof.  
FIG. 3 is a rear elevation view thereof.  
FIG. 4 is first side elevation view thereof.  
FIG. 5 is a second side elevation view thereof.  
FIG. 6 is a first end elevation view thereof; and,  
FIG. 7 is a second end elevation view thereof.  
The broken lines show portions of the design that form no part of the claimed design.

**1 Claim, 4 Drawing Sheets**



(56)

References Cited

U.S. PATENT DOCUMENTS

D420,129 S \* 2/2000 McMahon ..... D24/130  
 6,164,044 A \* 12/2000 Porfano ..... A61M 5/001  
 422/28  
 D436,661 S \* 1/2001 Berry ..... D24/114  
 D445,176 S \* 7/2001 Landers ..... D24/108  
 D447,797 S 9/2001 Odell et al.  
 6,391,008 B1 5/2002 Tsai  
 D460,820 S \* 7/2002 Niedospial, Jr. .... D24/130  
 D461,243 S 8/2002 Niedospial, Jr.  
 6,432,087 B1 \* 8/2002 Hoeck ..... A61M 5/3234  
 604/110  
 D462,761 S \* 9/2002 Swenson ..... D24/108  
 D463,025 S \* 9/2002 Swenson ..... D24/114  
 6,752,782 B2 6/2004 Liao  
 D552,773 S 10/2007 Greenberg  
 D578,210 S 10/2008 Muta et al.  
 D581,048 S \* 11/2008 Kawamura ..... D24/130  
 7,455,661 B2 \* 11/2008 Barrelle ..... A61M 5/326  
 604/187  
 D593,801 S \* 6/2009 Wilson ..... D24/114  
 7,713,245 B2 5/2010 Cipoletti et al.  
 D618,347 S 6/2010 Bradshaw  
 7,842,217 B2 11/2010 Enns et al.  
 D632,144 S 2/2011 Weisenbach  
 D635,249 S 3/2011 Becker  
 D646,531 S 10/2011 Murphy  
 8,075,523 B2 \* 12/2011 Wayman ..... A61M 5/5066  
 604/110  
 8,398,601 B2 3/2013 Smith et al.  
 D690,417 S \* 9/2013 Solomon ..... D24/114  
 8,540,683 B2 9/2013 Williams, Jr. et al.  
 D715,428 S \* 10/2014 Baid ..... D24/130  
 D721,803 S \* 1/2015 Dubach ..... D24/114  
 D726,305 S \* 4/2015 Furukawa ..... D24/114  
 D739,524 S \* 9/2015 Zemel ..... D24/114  
 D743,025 S \* 11/2015 Berler ..... D24/114  
 9,345,638 B2 5/2016 Ferrara  
 D773,042 S \* 11/2016 Hwang ..... D24/130  
 D785,162 S \* 4/2017 Swisher ..... D24/114  
 9,839,750 B2 12/2017 Limaye et al.  
 2002/0151851 A1 10/2002 Fu  
 2003/0034264 A1 \* 2/2003 Hamai ..... A61L 2/04  
 206/364  
 2003/0060759 A1 \* 3/2003 Lau ..... A61M 5/5013  
 604/110

2003/0163091 A1 \* 8/2003 Bush, Jr. .... A61M 5/3234  
 604/181  
 2003/0199816 A1 10/2003 Ramming  
 2004/0116876 A1 \* 6/2004 La ..... A61B 5/15003  
 604/227  
 2005/0038395 A1 \* 2/2005 Shih ..... A61M 5/322  
 604/227  
 2006/0161106 A1 7/2006 Wu  
 2006/0189932 A1 8/2006 Yang et al.  
 2006/0247582 A1 \* 11/2006 Alheidt ..... A61M 5/31515  
 604/228  
 2006/0264824 A1 11/2006 Swisher, III  
 2007/0005014 A1 1/2007 Lin et al.  
 2007/0060841 A1 \* 3/2007 Henshaw ..... A61M 5/3216  
 600/578  
 2007/0123822 A1 5/2007 Wang et al.  
 2008/0021414 A1 1/2008 Alheidt  
 2008/0114307 A1 \* 5/2008 Smith ..... A61M 5/288  
 604/240  
 2009/0247961 A1 \* 10/2009 Carlyon ..... A61M 5/28  
 604/237  
 2013/0144255 A1 6/2013 Cohn  
 2013/0267904 A1 \* 10/2013 Limaye ..... A61M 5/3293  
 604/189  
 2015/0073356 A1 \* 3/2015 Sasayama ..... A61M 39/10  
 604/192  
 2016/0250415 A1 \* 9/2016 Yagi ..... A61M 39/1011  
 604/187

FOREIGN PATENT DOCUMENTS

EP 1980282 A1 10/2008  
 FR 1126718 6/1955  
 WO 2011026156 A1 3/2011

OTHER PUBLICATIONS

New Tube Feeding Connectors Webinar PowerPoint Presentation;  
 www.oley.org; 24 pgs; Jun. 24, 2014.  
 NeoMed Enteral Syringe; 2007 (8 pgs).  
 Partial International Search Report for PCT/US2011/051338; dated  
 Dec. 14, 2011 (2 pgs).  
 Vygon Sales Sheet; 2014 (2 pgs).

\* cited by examiner




FIG. 1




FIG. 2




FIG. 3




FIG. 4




FIG. 5

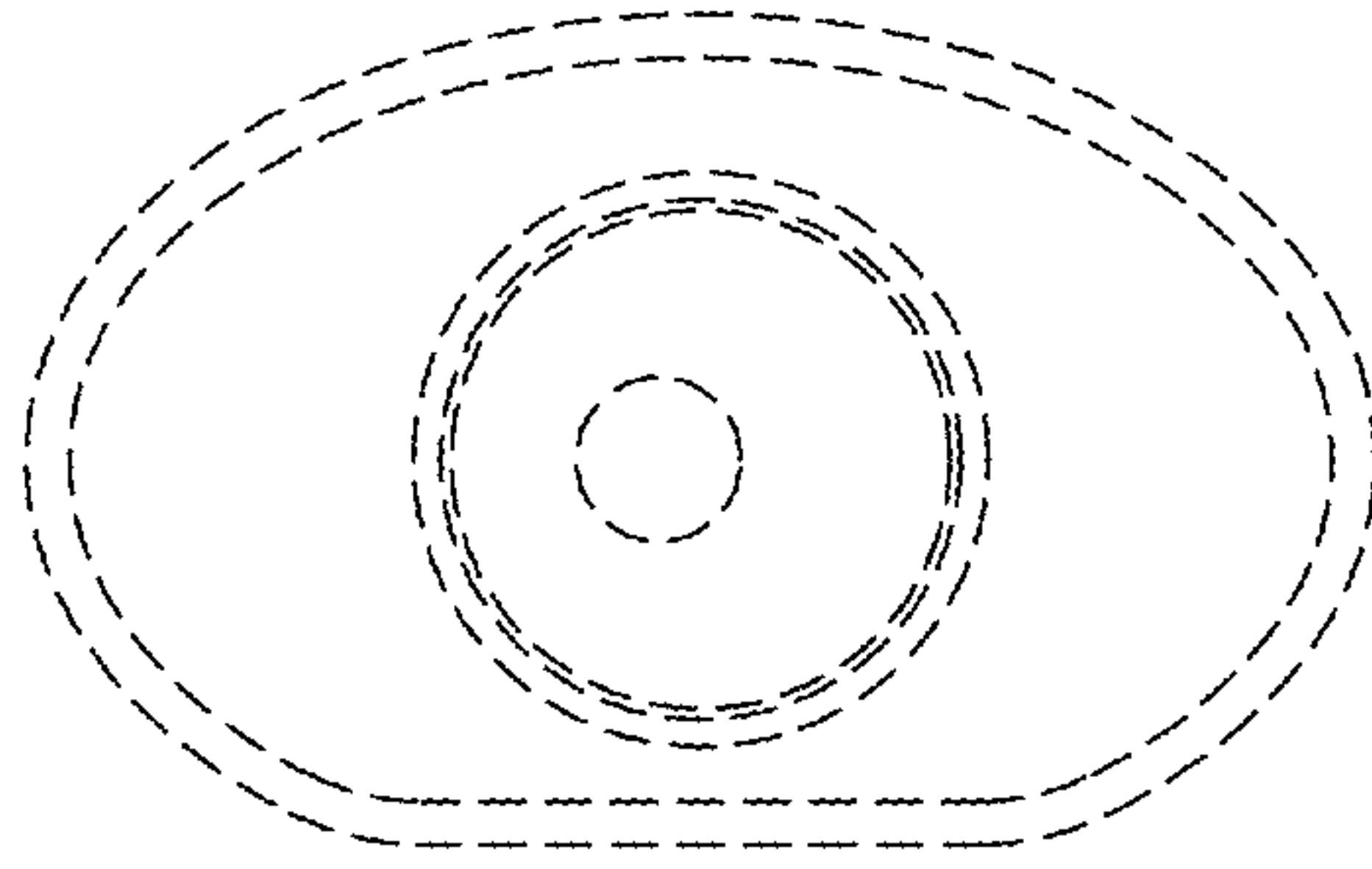


FIG. 6

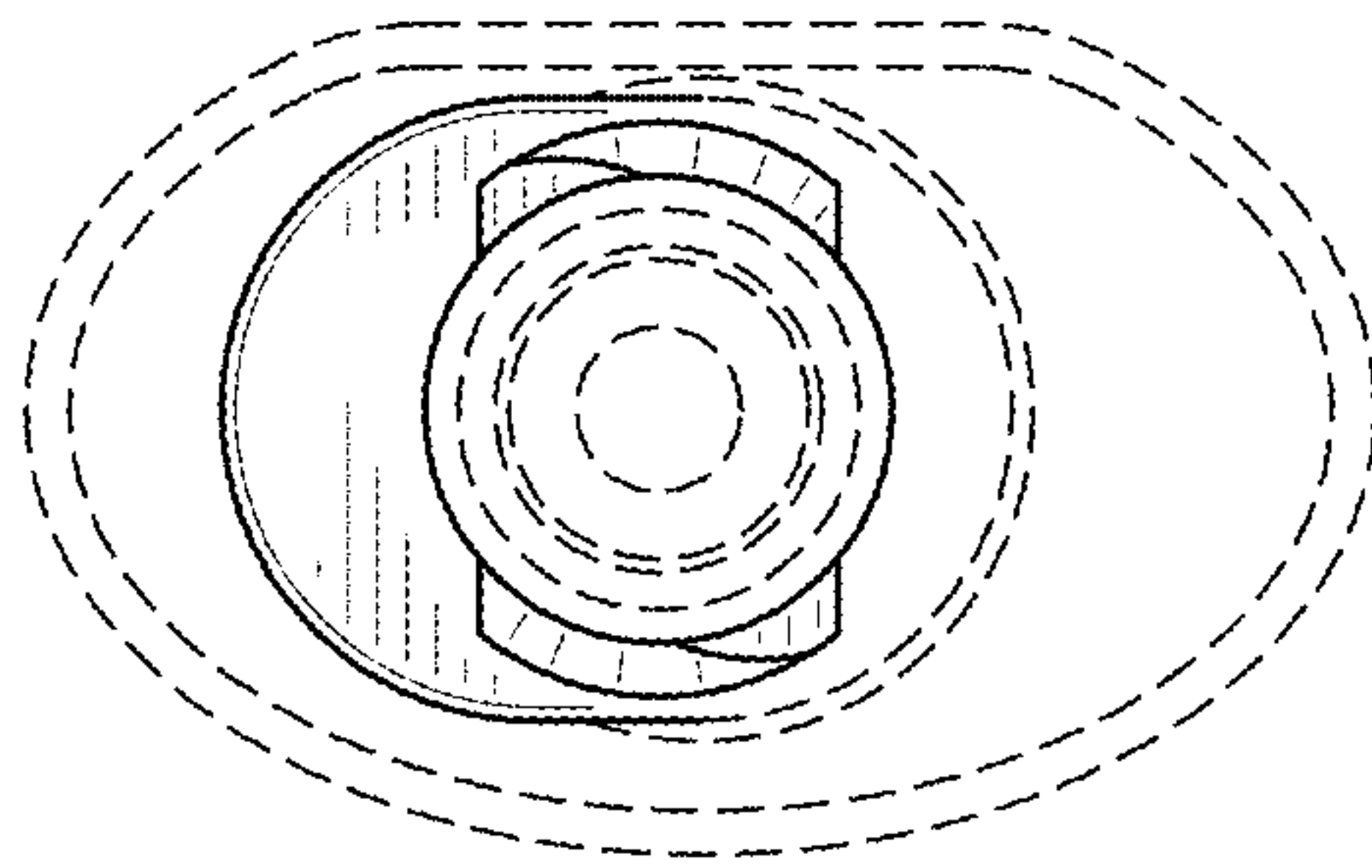


FIG. 7