



US00D825739S

(12) **United States Design Patent**
Hare

(10) **Patent No.:** **US D825,739 S**

(45) **Date of Patent:** **** Aug. 14, 2018**

(54) **MODULAR POWERED RESPIRATOR**

(71) Applicant: **JSP Limited**, Minster Lovell, Oxford
(GB)

(72) Inventor: **Stephen John Hare**, Minster Lovell
(GB)

(73) Assignee: **JSP LIMITED**, Oxford (GB)

(**) Term: **15 Years**

(21) Appl. No.: **29/552,330**

(22) Filed: **Jan. 21, 2016**

(30) **Foreign Application Priority Data**

Aug. 13, 2015 (EM) 002754093
Sep. 16, 2015 (EM) 002773820

(51) **LOC (11) Cl.** **29-02**

(52) **U.S. Cl.**
USPC **D24/110.3; D29/110; D29/107**

(58) **Field of Classification Search**
USPC D24/110.1-110.4, 110.6, 162; D29/107,
D29/108, 110
CPC A62B 18/006; A62B 7/10; A62B 18/045;
A62B 18/08; A62B 18/04; A62B 18/082;
A62B 18/02; A62B 18/00; A42B 3/288;
A42B 3/225; A42B 3/286
See application file for complete search history.

(56) **References Cited**

U.S. PATENT DOCUMENTS

3,822,698 A * 7/1974 Guy A42B 3/286
128/201.25
D254,100 S * 2/1980 Breger D29/105
4,222,123 A * 9/1980 Hellberg A42B 3/166
2/10
4,224,694 A * 9/1980 Palmaer A42B 3/04
2/422

4,280,491 A * 7/1981 Berg A42B 3/225
128/201.24
4,547,908 A * 10/1985 Karlsson A42B 3/10
2/10
D302,606 S * 8/1989 Blasiak D24/110.2
4,852,562 A * 8/1989 Howie A42B 3/225
128/201.22
5,577,495 A * 11/1996 Murphy A42B 3/225
128/201.22
5,683,831 A * 11/1997 Baril A42B 3/0406
429/100
6,352,383 B1 * 3/2002 Ristola A42B 3/04
2/10
8,166,575 B2 * 5/2012 Haselmayer A42B 3/166
2/10
D668,758 S * 10/2012 Hall D24/110.2
D701,649 S * 3/2014 Church D29/107
D774,702 S * 12/2016 Brose D29/110
D802,117 S * 11/2017 Whitwood D24/110.3

(Continued)

Primary Examiner — Barbara G Fox
Assistant Examiner — Lilyana Bekic
(74) *Attorney, Agent, or Firm* — King & Schickli, PLLC

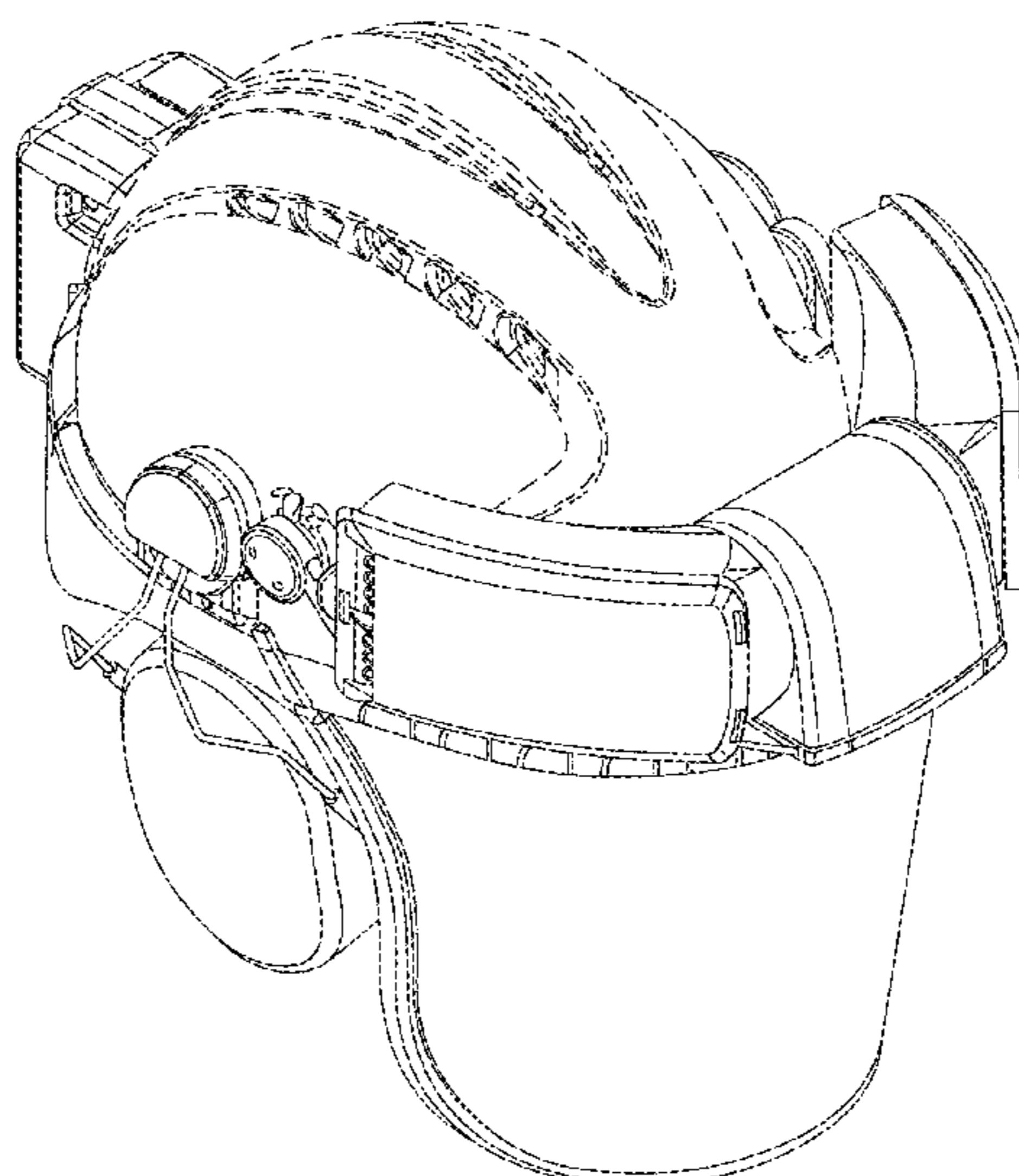
(57) **CLAIM**

The ornamental design for a modular powered respirator, as shown and described.

DESCRIPTION

FIG. 1 is a front perspective view of a modular powered respirator showing the new design; FIG. 2 is a front view thereof; FIG. 3 is a right side view thereof; FIG. 4 is a left side view thereof; FIG. 5 is a top view thereof; FIG. 6 is a bottom view thereof; and, FIG. 7 is a rear view thereof. The broken lines in the drawings depict portions of the modular powered respirator that form no part of the claimed design.

1 Claim, 7 Drawing Sheets



(56)

References Cited

U.S. PATENT DOCUMENTS

9,848,667	B2 *	12/2017	Brace	A42B 3/225
D811,994	S *	3/2018	Hare	D13/103
2007/0044800	A1 *	3/2007	Church	A42B 3/288
					128/205.29
2010/0108067	A1 *	5/2010	Walker	A62B 17/04
					128/205.24
2011/0016595	A1 *	1/2011	Brace	A42B 3/225
					2/15
2011/0023204	A1 *	2/2011	Brace	A42B 3/225
					2/8.2
2011/0048416	A1 *	3/2011	Brace	A42B 3/288
					128/201.24
2013/0014752	A1 *	1/2013	Ausen	A62B 7/10
					128/201.25
2013/0212787	A1 *	8/2013	Pfanner	A42B 3/225
					2/424
2014/0189938	A1 *	7/2014	Redpath	A42B 3/04
					2/422
2015/0201696	A1 *	7/2015	Pfanner	A42B 3/222
					2/424
2015/0335093	A1 *	11/2015	Curci	A42B 3/225
					2/424
2016/0175624	A1 *	6/2016	Balke	A62B 18/04
					128/847
2017/0112225	A1 *	4/2017	Gotti	A42B 3/222

* cited by examiner

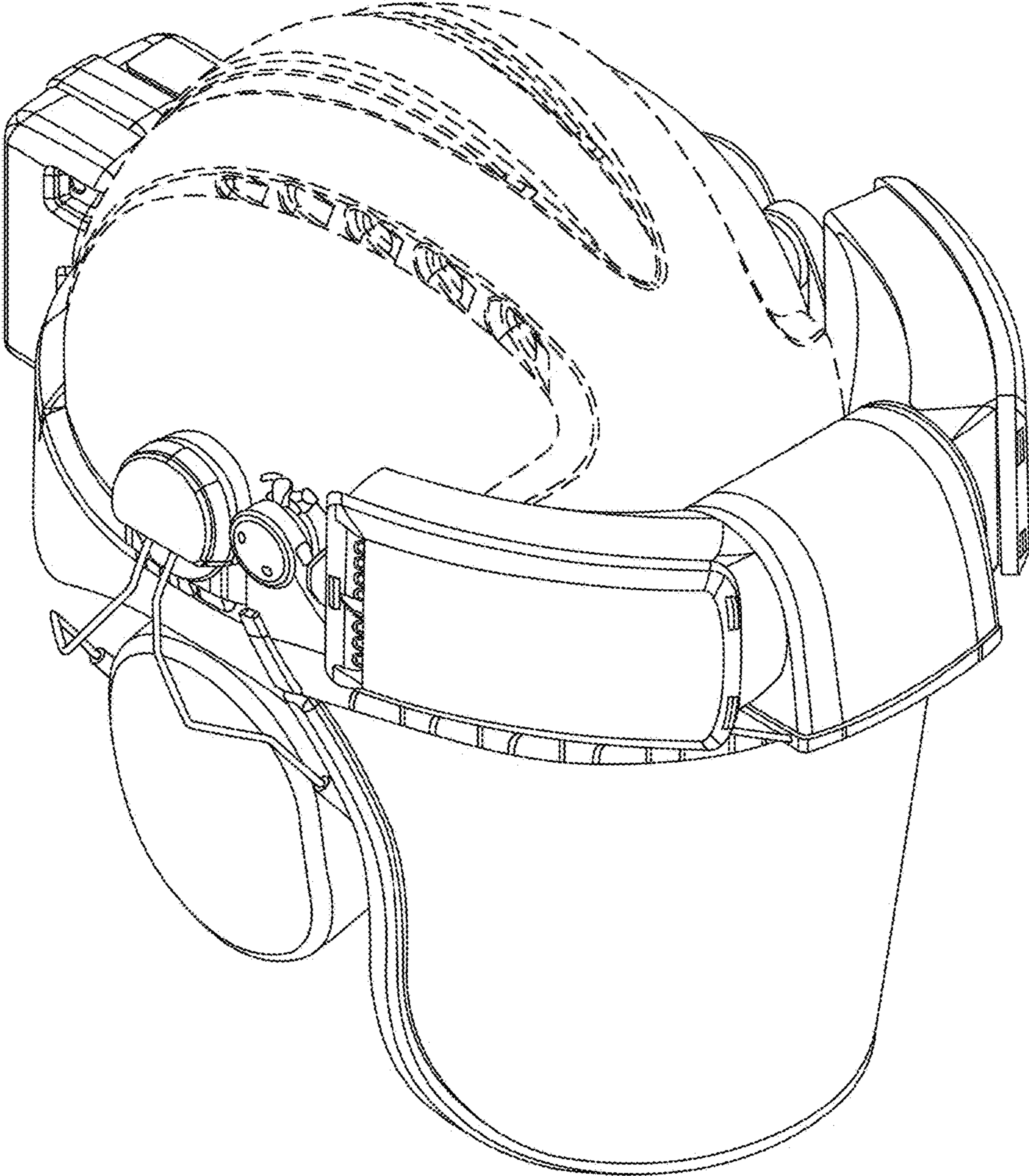


FIG. 1

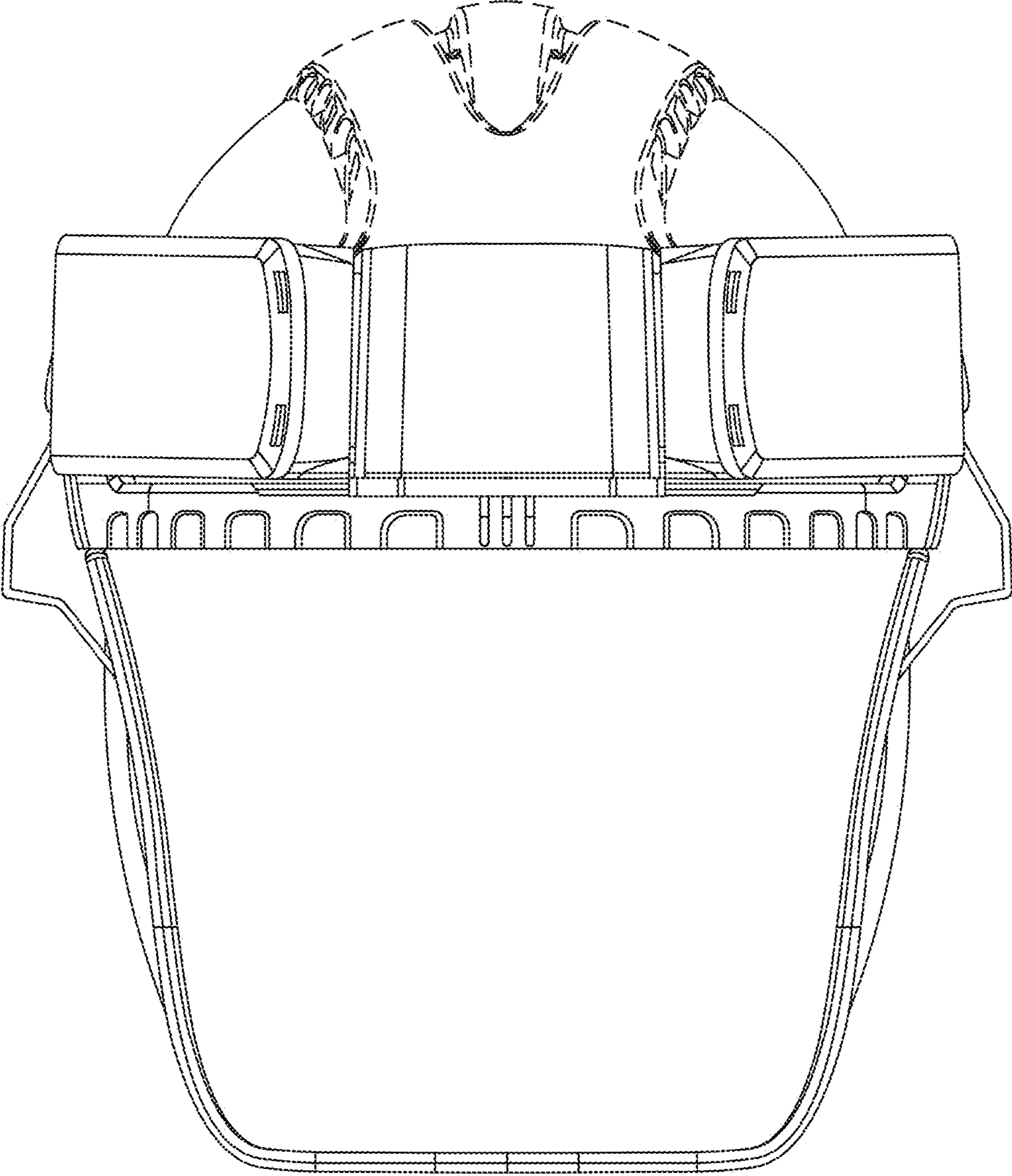


FIG. 2

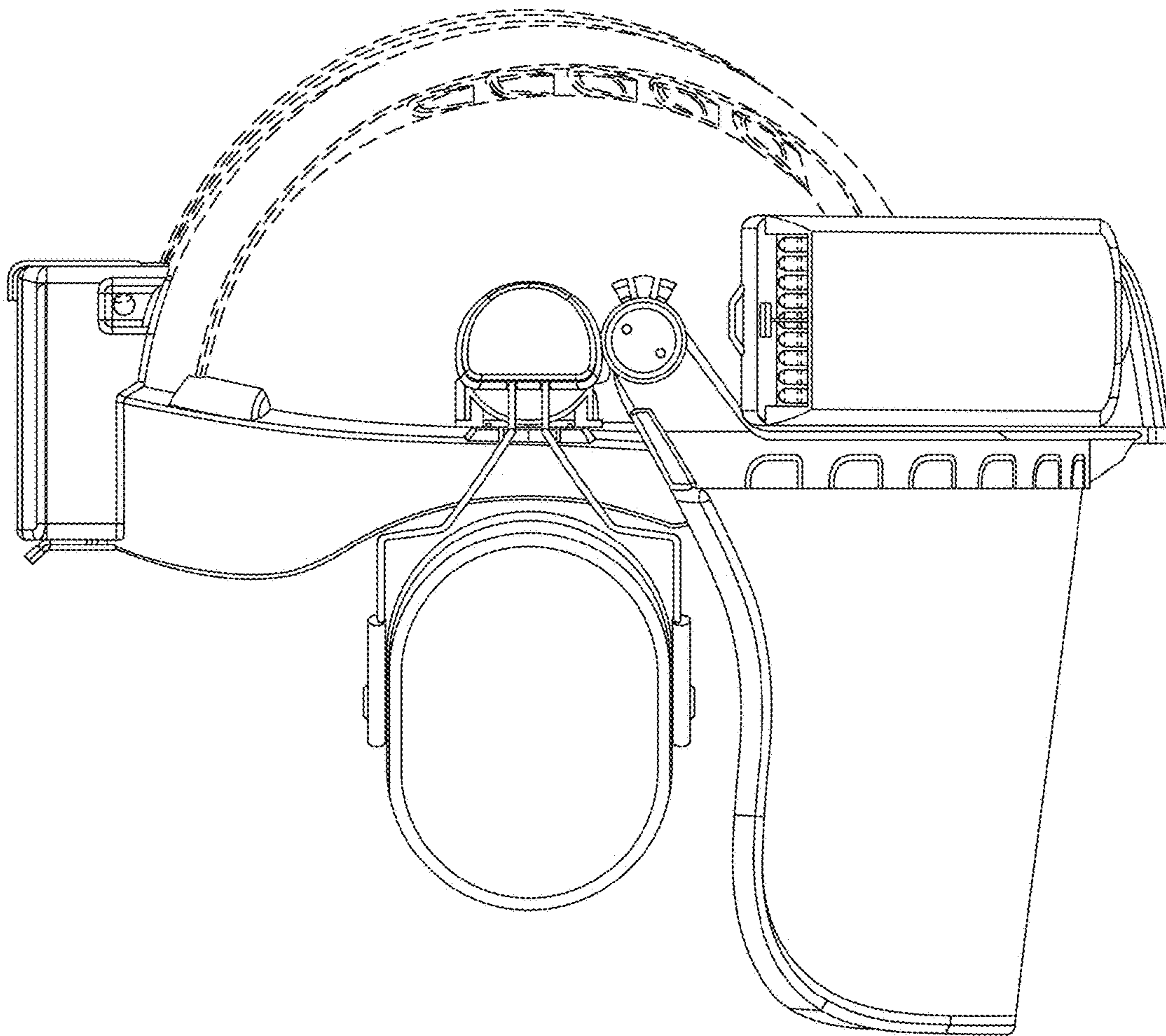


FIG. 3

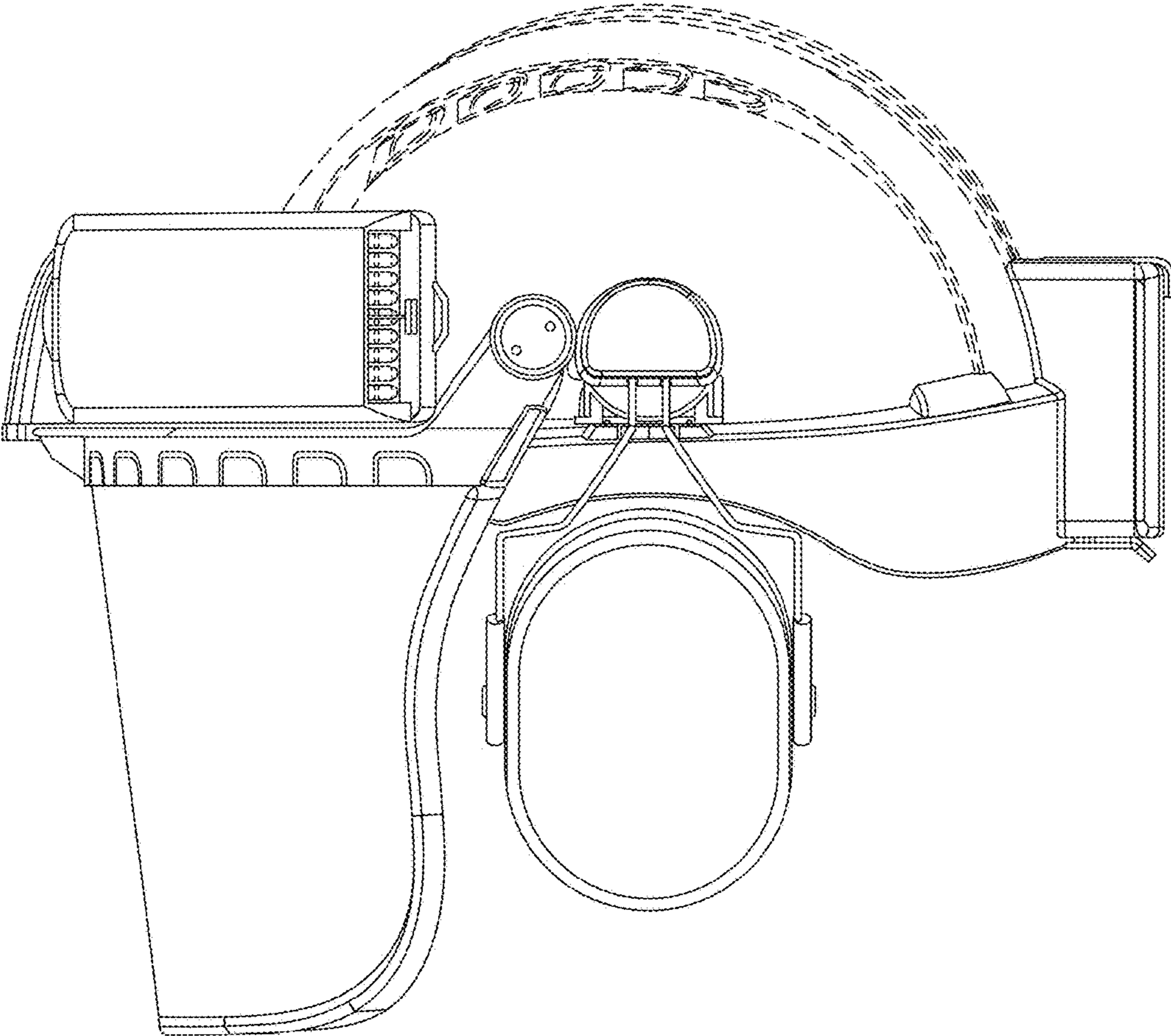


FIG. 4

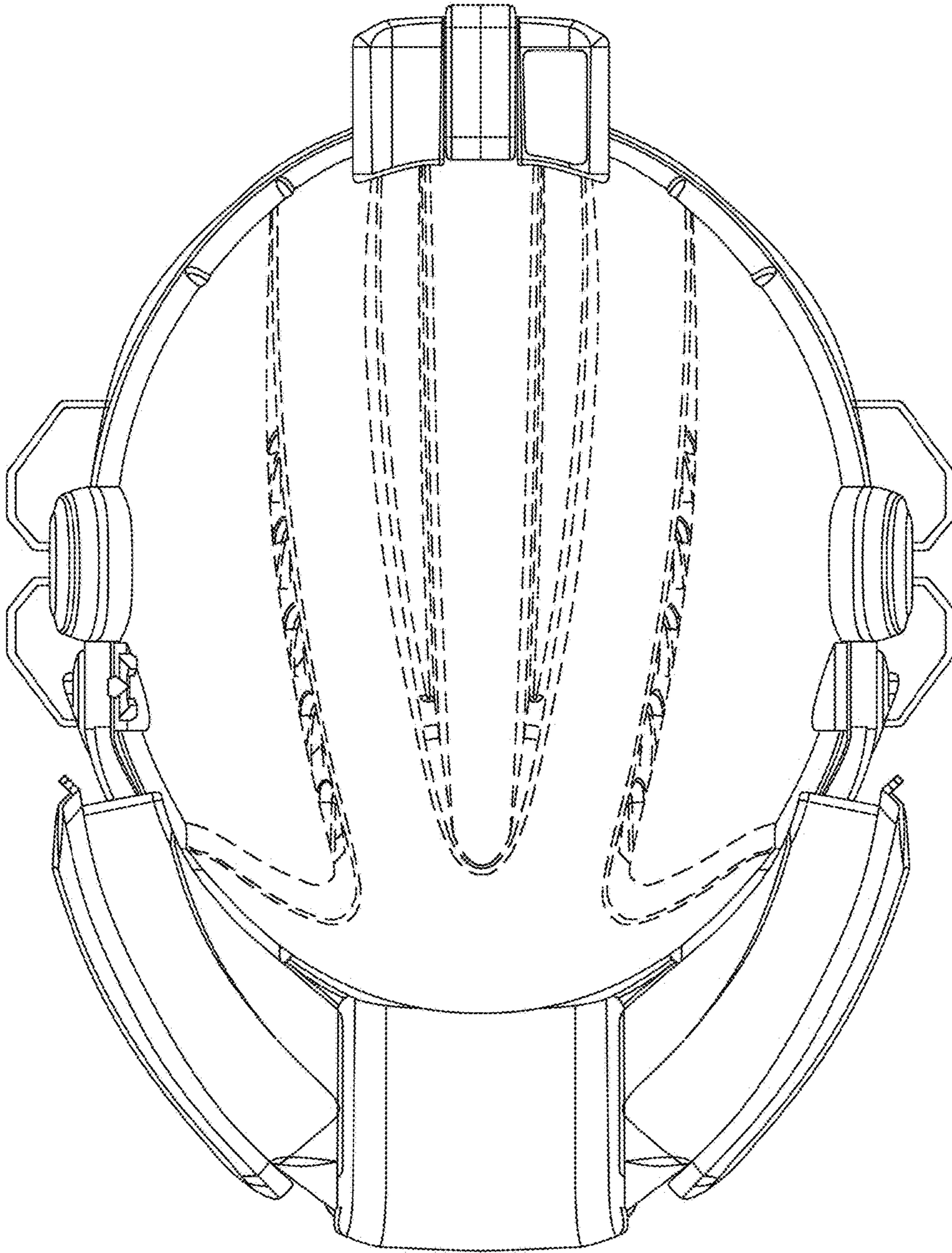


FIG. 5

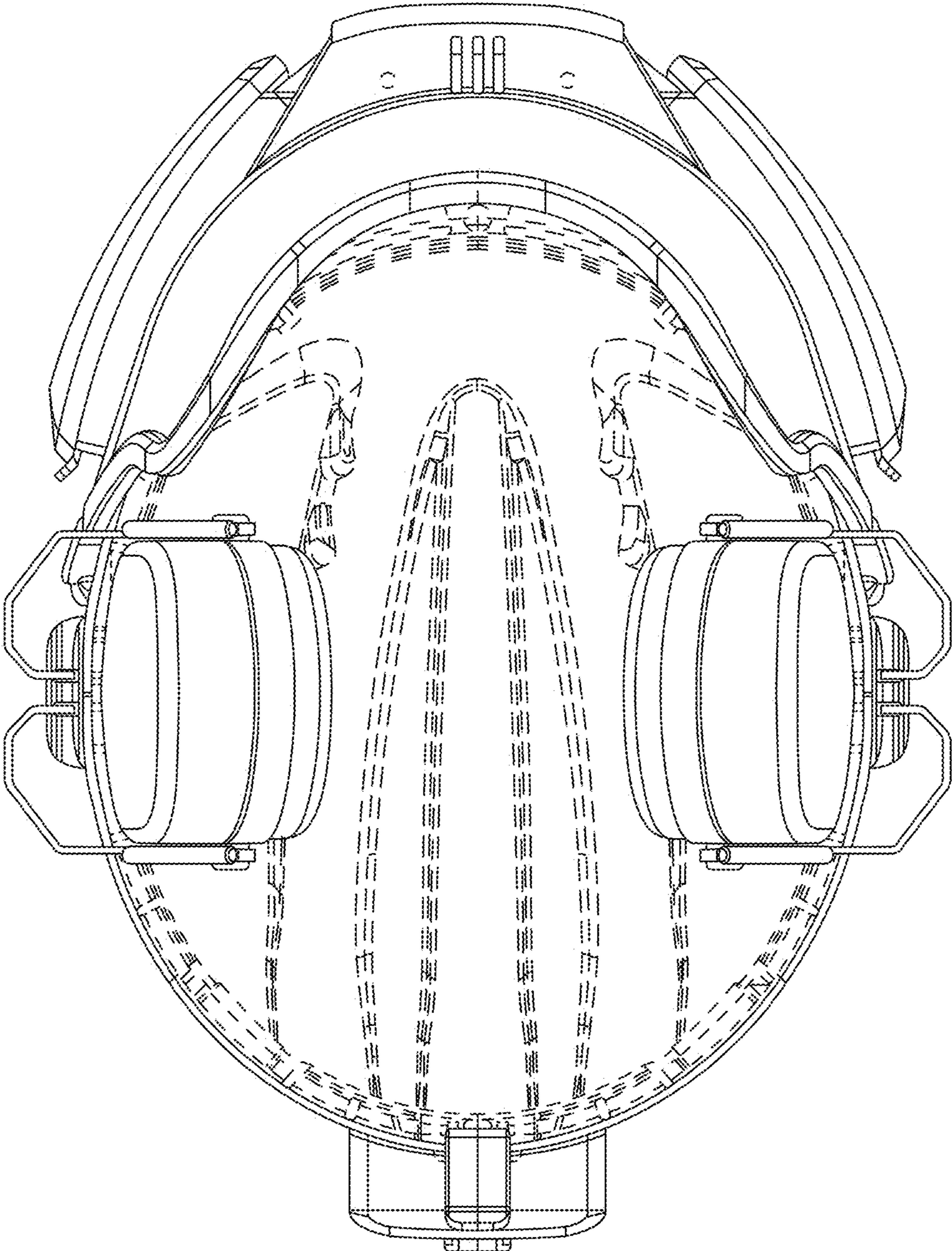


FIG. 6

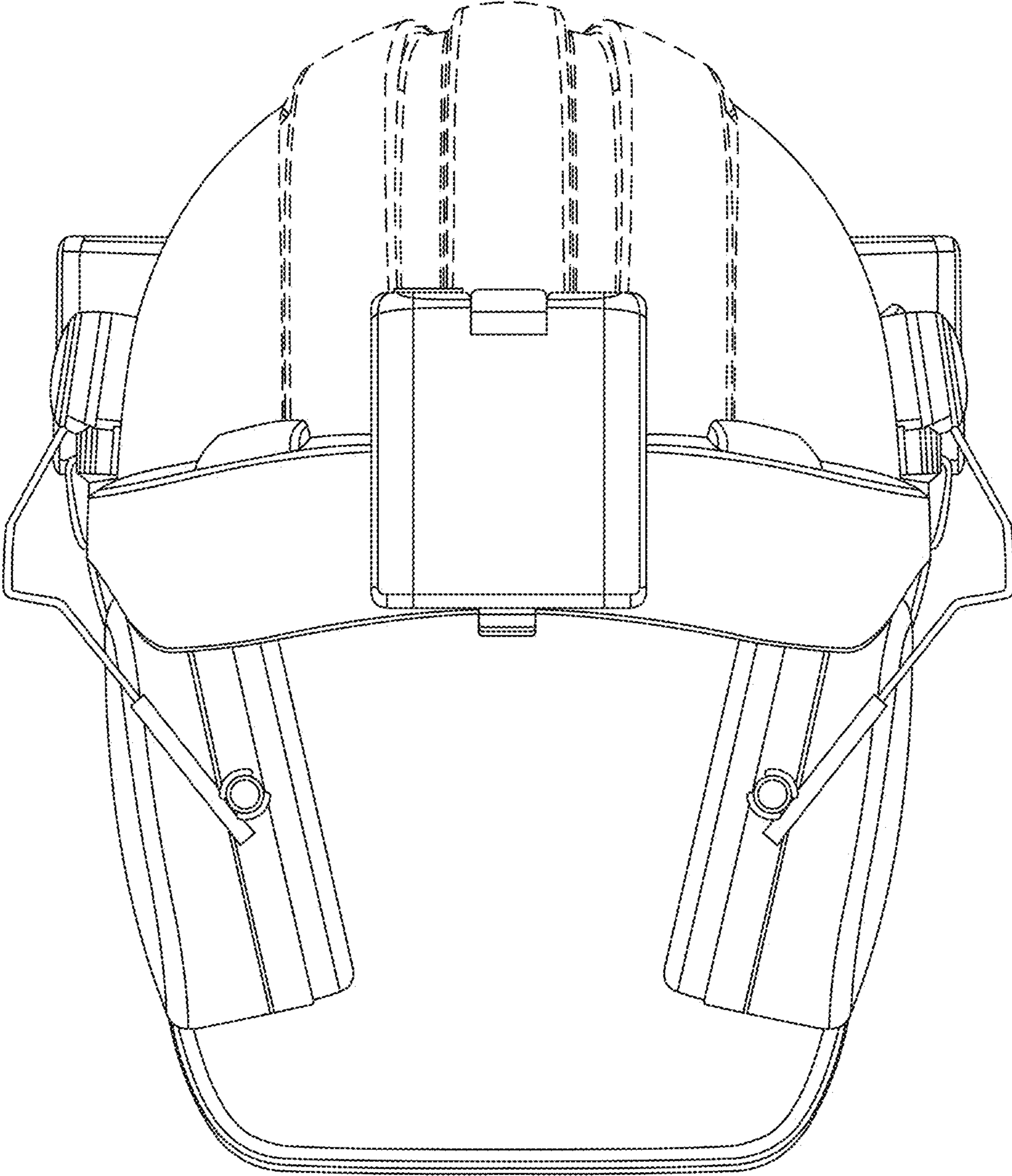


FIG. 7