



US00D825729S

(12) **United States Design Patent**  
**Shin et al.**

(10) **Patent No.:** **US D825,729 S**

(45) **Date of Patent:** **\*\* Aug. 14, 2018**

(54) **AIR CONDITIONER**

(71) Applicant: **SAMSUNG ELECTRONICS CO., LTD.**, Suwon-si, Gyeonggi-do (KR)

(72) Inventors: **Young-Sun Shin**, Seoul (KR); **Taehan Kim**, Seoul (KR); **Jinsun Park**, Seoul (KR)

(73) Assignee: **SAMSUNG ELECTRONICS CO., LTD.**, Gyeonggi-Do (KR)

(\*\*) Term: **15 Years**

(21) Appl. No.: **29/594,359**

(22) Filed: **Feb. 17, 2017**

(30) **Foreign Application Priority Data**

Nov. 18, 2016 (KR) ..... 30-2016-0055628

(51) **LOC (11) Cl.** ..... **23-04**

(52) **U.S. Cl.**

USPC ..... **D23/351**

(58) **Field of Classification Search**

USPC ..... D23/333, 335, 341, 342, 351, 353, 354,  
D23/355, 356, 359, 364, 365, 370, 385,  
D23/386, 388, 393

CPC .... F24F 1/00; F24F 1/0007; F24F 1/02; F24F  
1/08; F24F 1/42; F24F 1/56; F24F 1/60;  
F24F 3/044; F24F 3/048; F24F 3/16;  
F24F 7/00; F24F 7/04; F24F 12/001;  
F24F 12/006

See application file for complete search history.

(56) **References Cited**

**U.S. PATENT DOCUMENTS**

D446,292 S \* 8/2001 Asakura ..... D23/351  
D450,823 S \* 11/2001 Kobayashi ..... D23/351  
D465,016 S \* 10/2002 Nanjo ..... D23/351  
D556,879 S \* 12/2007 Lee ..... D23/351

D580,534 S \* 11/2008 Oh ..... D23/351  
D683,832 S \* 6/2013 Satou ..... D23/351  
D772,386 S \* 11/2016 Kim ..... D23/351  
D777,896 S \* 1/2017 Rizzi ..... D23/354  
D777,897 S \* 1/2017 Rizzi ..... D23/354

**FOREIGN PATENT DOCUMENTS**

KR 300309346 S 10/2002  
KR 300763595 S 10/2014  
KR 300782782 S 2/2015

\* cited by examiner

*Primary Examiner* — George D. Kirschbaum

*Assistant Examiner* — Natasha Vujcic

(74) *Attorney, Agent, or Firm* — Cantor Colburn LLP

(57) **CLAIM**

We claim the ornamental design for an air conditioner, as shown and described.

**DESCRIPTION**

FIG. 1 is the front perspective view of a first embodiment of an air conditioner showing our new design; FIG. 2 is the front view thereof; FIG. 3 is the rear view thereof; FIG. 4 is the left-side view thereof; FIG. 5 is the right-side view thereof; FIG. 6 is the top view thereof; FIG. 7 is the bottom view thereof; FIG. 8 is the bottom perspective view thereof; and, FIG. 9 is the enlarged view of the encircled portion in FIG. 2.

The broken lines illustrating portions of the air conditioner form no part of the claimed design. The dot-dash broken lines in the figures represent a boundary line and form no part of the claimed design. The dot-dot-dash broken lines encircling portions of the claimed design that are illustrated in enlargements form no part of the claimed design.

**1 Claim, 6 Drawing Sheets**






FIG. 1






FIG. 2




FIG. 3




FIG. 4

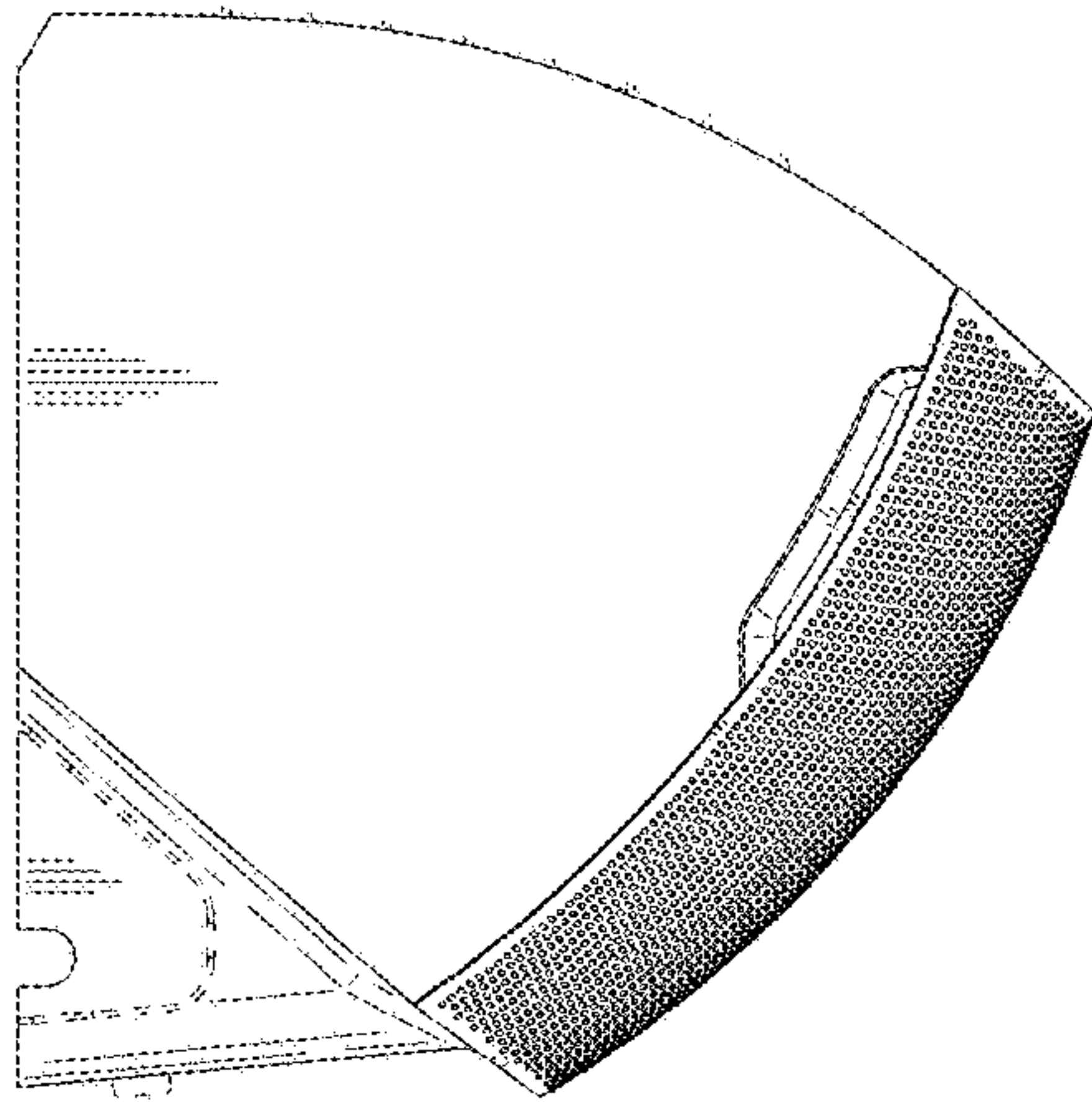


FIG. 5

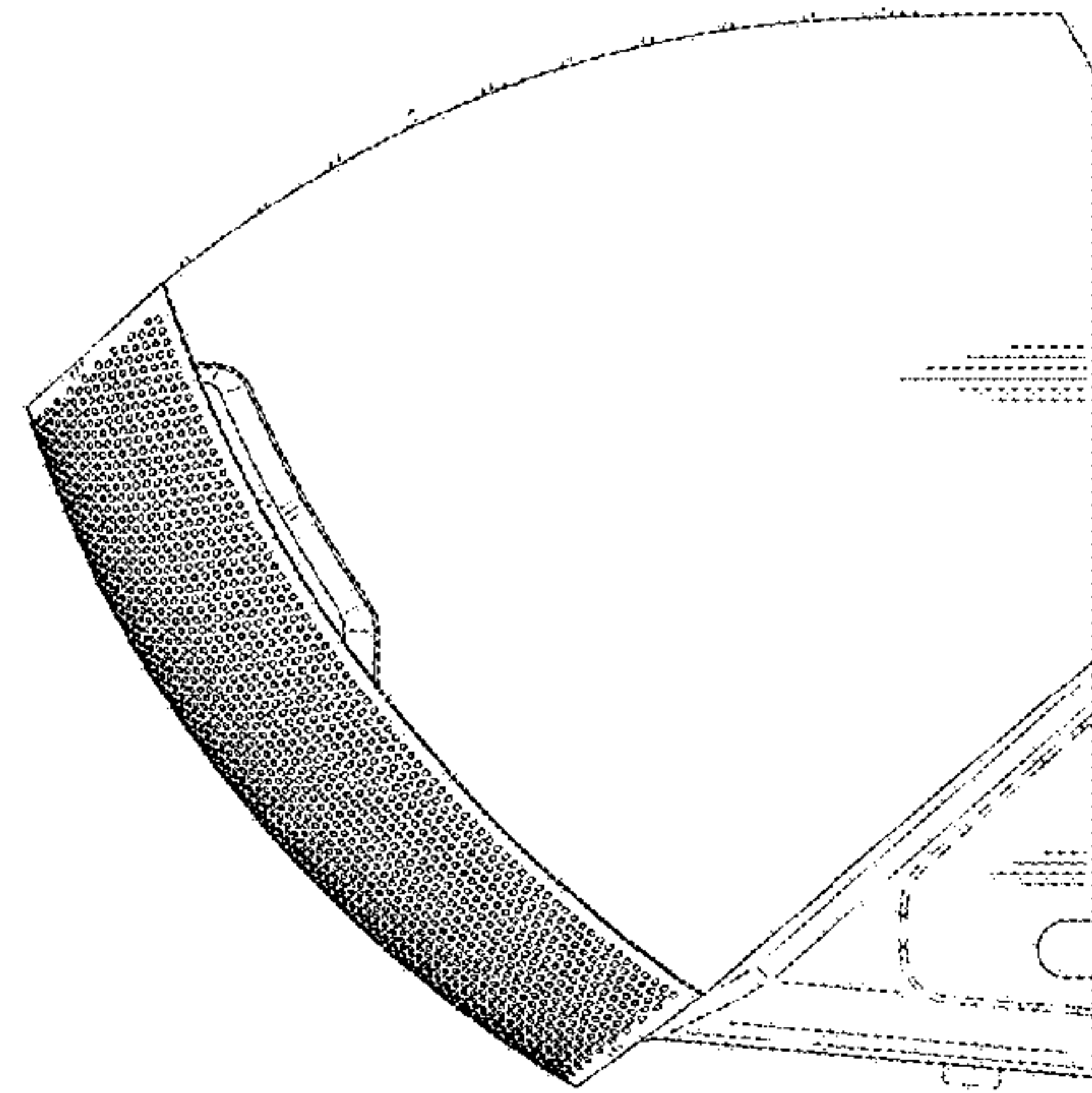




FIG. 6




FIG. 7

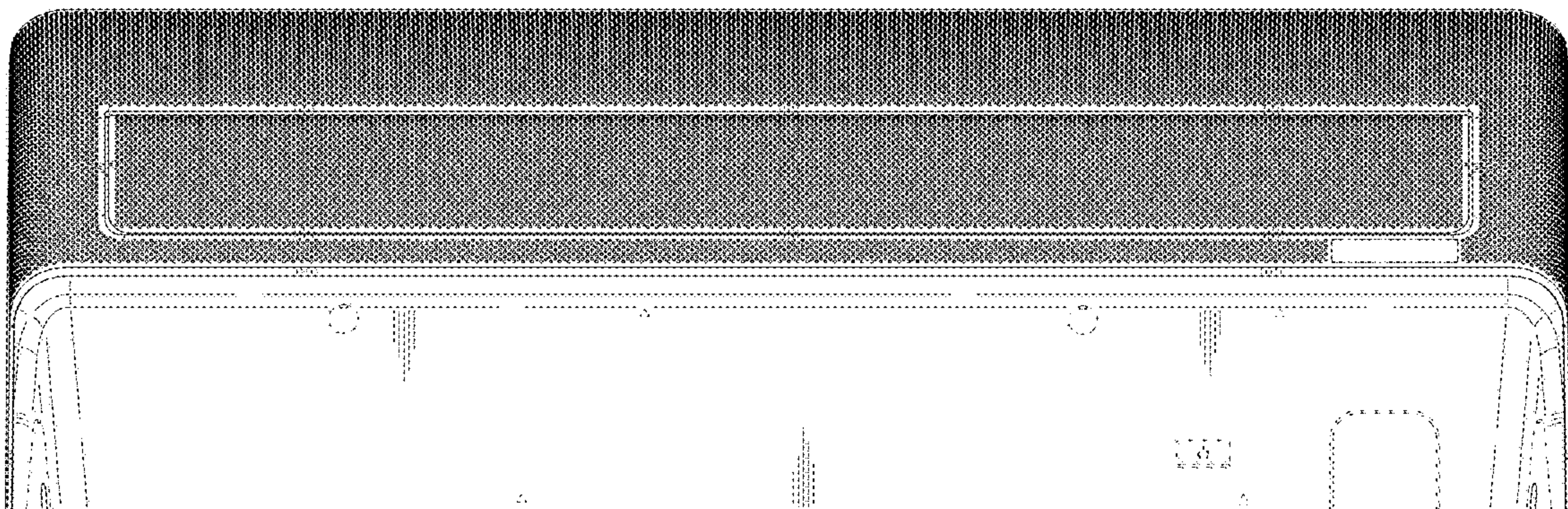




FIG. 8

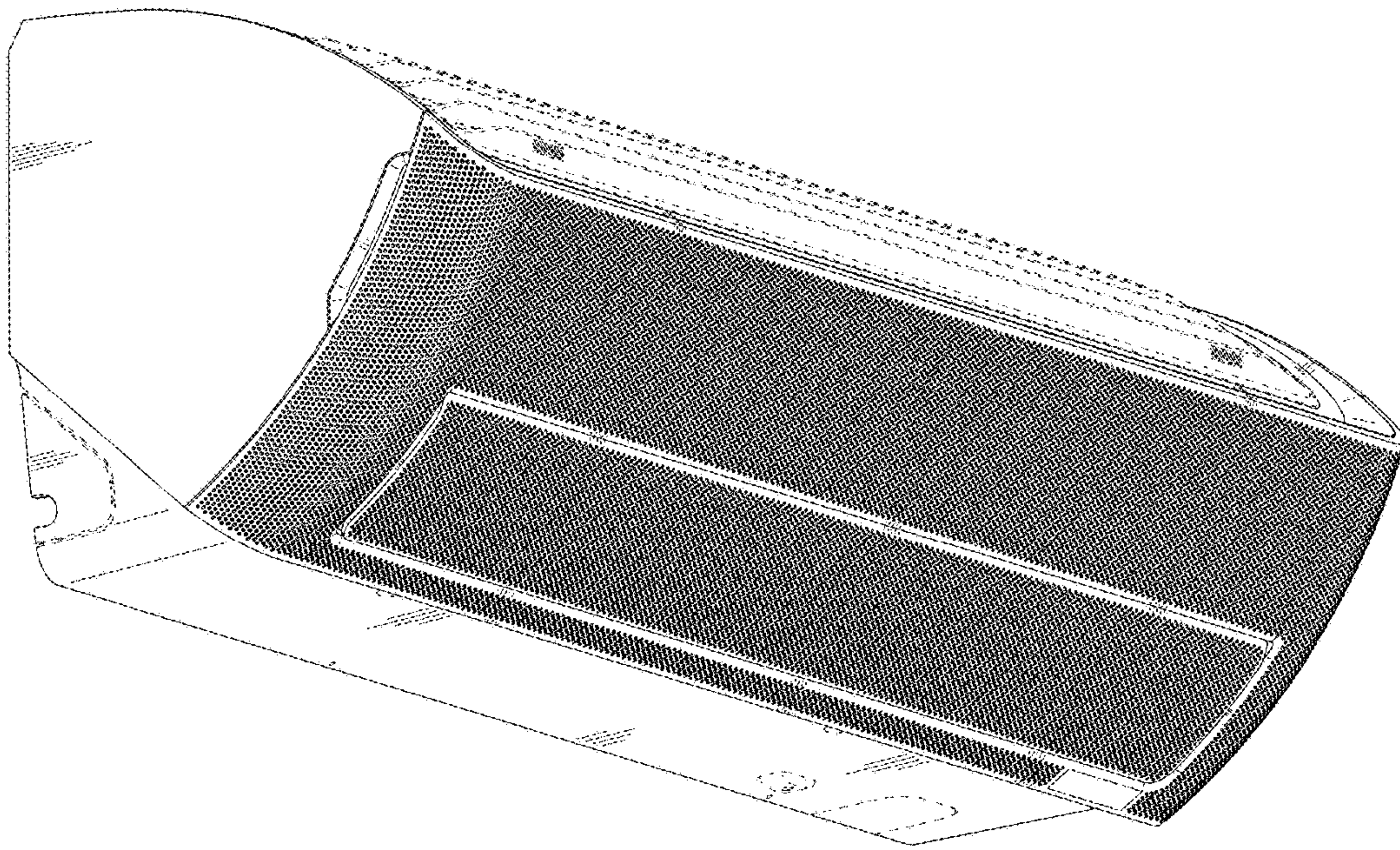


FIG. 9

