



US00D825708S

(12) **United States Design Patent** (10) **Patent No.:** **US D825,708 S**  
**McKillips et al.** (45) **Date of Patent:** **\*\* Aug. 14, 2018**

(54) **KNIFE** D317,037 S \* 5/1991 Koshiishi ..... D22/118  
5,086,561 A \* 2/1992 Nathan ..... B26B 3/00  
30/162  
(71) Applicant: **WHG Properties, LLC**, North Wales, PA (US) D334,791 S \* 4/1993 Collins ..... D22/118  
5,255,436 A \* 10/1993 Yoshida ..... B26B 29/025  
224/232  
(72) Inventors: **Neal McKillips**, Drexel Hill, PA (US); 5,647,130 A \* 7/1997 Collins ..... B26B 29/025  
**William H. Geissele**, Lower Gwynedd, PA (US); **Louis Goodman**, Wartburg, TN (US); **Frank E. Robinson**, Schwenksville, PA (US) D384,724 S \* 10/1997 Uke ..... D22/118  
6,053,929 A \* 4/2000 Cohn et al.  
D448,442 S \* 9/2001 Cheng ..... D22/118  
D491,622 S \* 6/2004 Hadley ..... D22/118  
(73) Assignee: **WHG Properties, LLC**, North Wales, PA (US) \* cited by examiner  
(\*\*) Term: **15 Years**  
(21) Appl. No.: **29/589,085**  
(22) Filed: **Dec. 28, 2016**  
(51) **LOC (11) Cl.** ..... **22-02**  
(52) **U.S. Cl.**  
USPC ..... **D22/118**  
(58) **Field of Classification Search**  
USPC ..... D3/220; D22/119, 118; 224/232; 30/1, 30/151, 161–162, 164.5; D7/649–651; D8/95–99  
CPC ..... B26B 29/025; B26B 3/00  
See application file for complete search history.

(56) **References Cited**  
**U.S. PATENT DOCUMENTS**  
2,999,268 A 9/1961 Strandengen  
4,998,350 A 3/1991 Thompson

*Primary Examiner* — Catherine R Oliver-Garcia  
(74) *Attorney, Agent, or Firm* — Fox Rothschild LLP

(57) **CLAIM**  
The ornamental design for a knife, as shown and described.

**DESCRIPTION**  
FIG. 1 is a top, rear, right side perspective view of a knife according to the present disclosure;  
FIG. 2 is a front view of the knife of FIG. 1;  
FIG. 3 is a rear view of the knife of FIG. 1;  
FIG. 4 is a left view of the knife of FIG. 1;  
FIG. 5 is a right view of the knife of FIG. 1;  
FIG. 6 is a bottom view of the knife of FIG. 1;  
FIG. 7 is a top view of the knife of FIG. 1; and,  
FIG. 8 is a top, rear, right side perspective view of the knife of FIG. 1.  
The broken lines in the Figures are for illustrative purposes only and form no part of the claimed design.

**1 Claim, 5 Drawing Sheets**

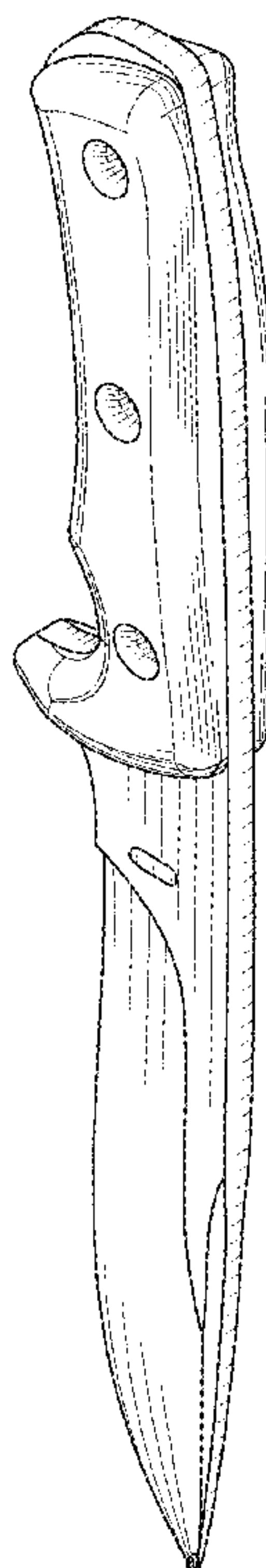
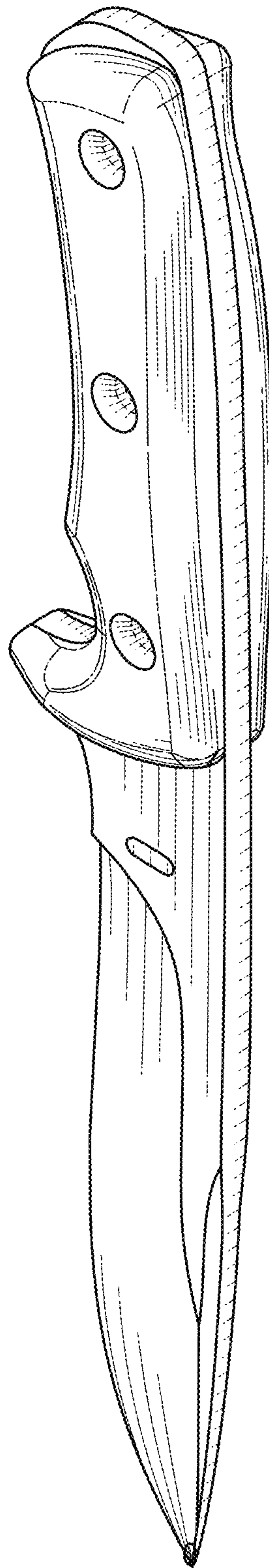


FIG. 1



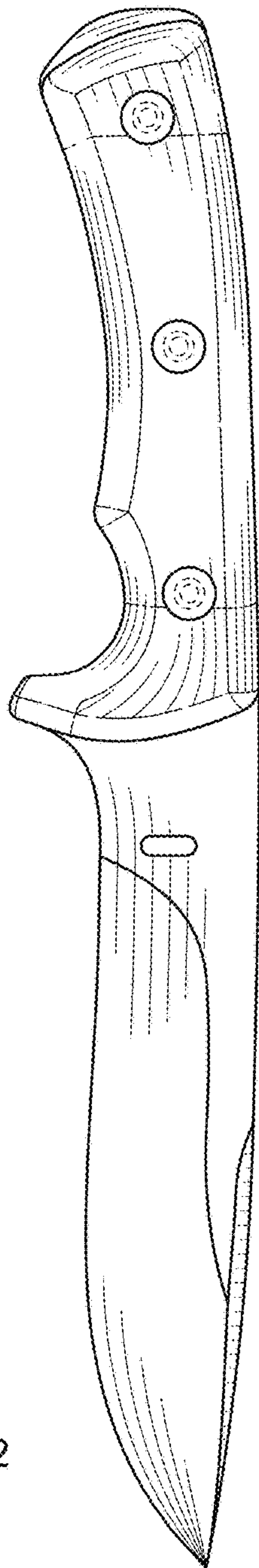


FIG. 2

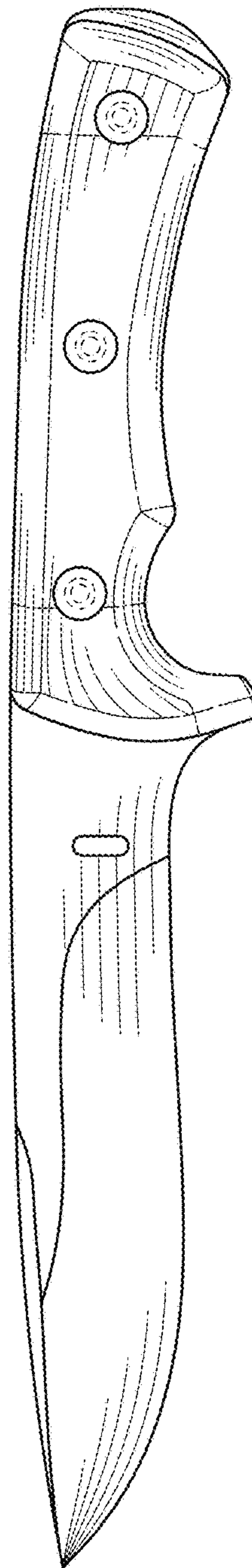


FIG. 3

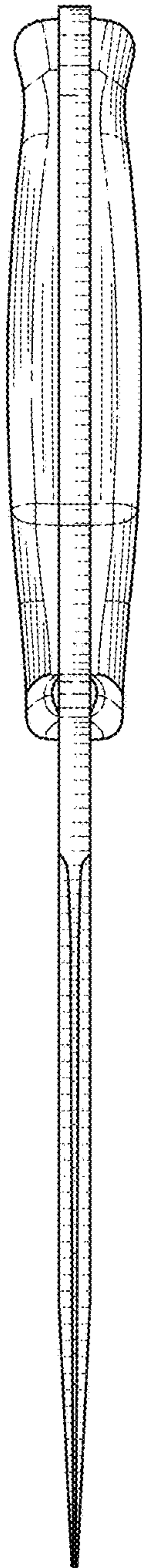


FIG. 4

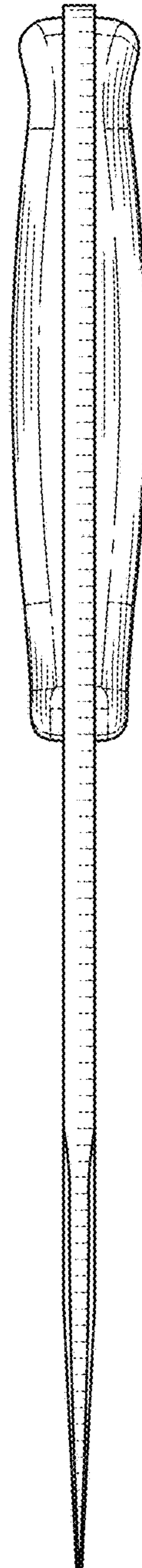


FIG. 5

FIG. 6

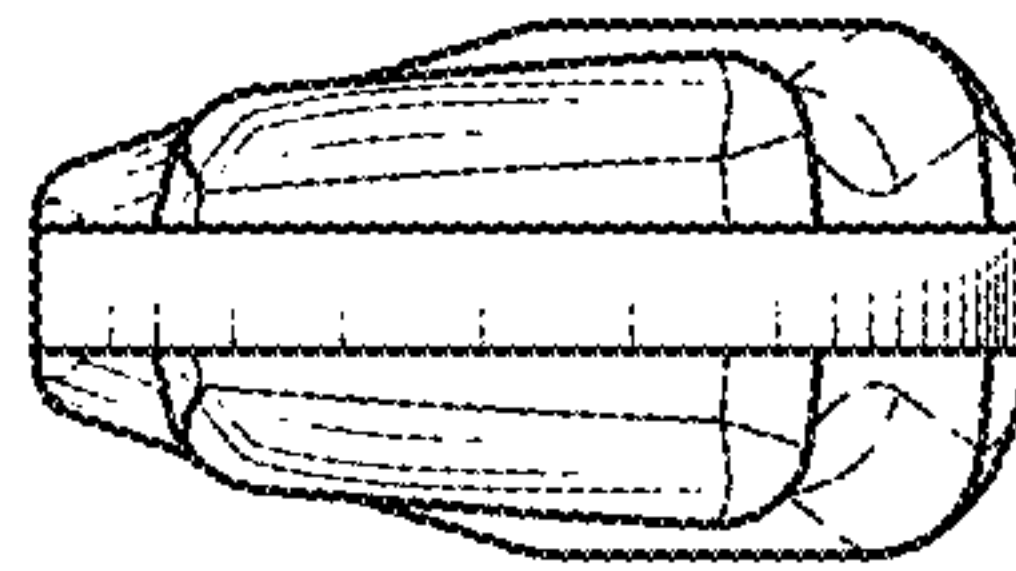
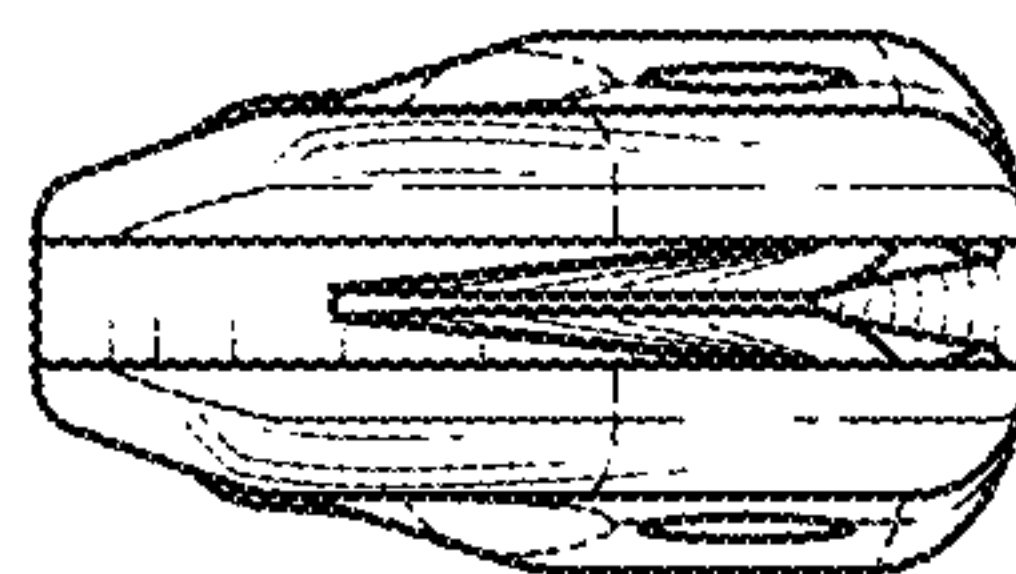


FIG. 7



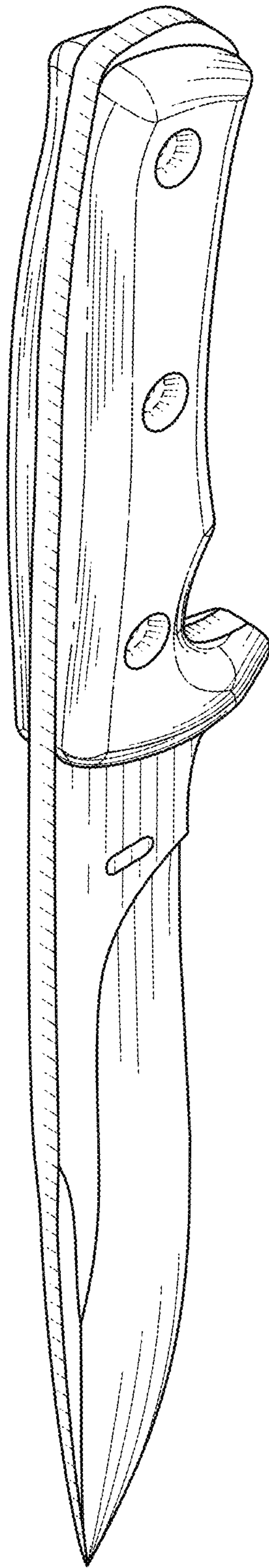


FIG. 8