



US00D825702S

(12) **United States Design Patent** (10) **Patent No.:** **US D825,702 S**  
**Glick** (45) **Date of Patent:** **\*\* Aug. 14, 2018**

(54) **INFLATABLE FLOTATION DEVICE**

5,604,945 A \* 2/1997 Fisher ..... A47C 27/081  
441/129

(71) Applicant: **Lee Blondie Pty Ltd.**, Rosebery (AU)

D492,380 S \* 6/2004 Zheng ..... D21/803

(72) Inventor: **Barry Glick**, Sydney (AU)

D571,429 S \* 6/2008 Roberts ..... D21/803

D779,609 S \* 2/2017 Osimo ..... D21/803

(73) Assignee: **LEE BLONDIE PTY LTD**, Rosebery (AU)

2007/0254541 A1\* 11/2007 Sorby ..... B62B 15/00  
441/66

(\*\*) Term: **15 Years**

(21) Appl. No.: **29/599,220**

(22) Filed: **Mar. 31, 2017**

(51) **LOC (11) Cl.** ..... **21-02**

(52) **U.S. Cl.**

USPC ..... **D21/803**; D21/809

(58) **Field of Classification Search**

USPC ..... D21/769, 770, 801, 803, 804, 805, 806,  
D21/807, 808, 809; D12/5, 6, 316;  
D6/392, 395, 596, 601, 604, 605

CPC ..... B63B 35/79; B63B 35/73; B63B 1/00;  
B63B 35/76

See application file for complete search history.

(56) **References Cited**

**U.S. PATENT DOCUMENTS**

- 1,570,470 A \* 1/1926 Fritsche ..... B63B 7/08  
441/41
- 3,781,933 A \* 1/1974 Soter ..... B63C 9/04  
441/40
- 4,723,329 A \* 2/1988 Vaccaro ..... A47C 15/006  
441/129
- D308,403 S \* 6/1990 LaForce, Jr. .... D12/316
- D313,452 S \* 1/1991 Overton ..... D12/316
- D334,419 S \* 3/1993 Klein ..... D21/769
- D343,980 S \* 2/1994 Torchia ..... D21/809
- D349,551 S \* 8/1994 Wolfe ..... D12/316

**OTHER PUBLICATIONS**

<https://www.amazon.com/LetsFunny-Inflatable-Cactus-Outdoor-Swimming/dp/B071VFZKZG>—Earliest Review Date of Jun. 14, 2017.\*

<https://www.amazon.com/Inflatable-Vickea-Outdoor-Swimming-Children/dp/B073TKQL2V>—Earliest Review Date of Sep. 2, 2017.\*

\* cited by examiner

*Primary Examiner* — Manpreet S Matharu

*Assistant Examiner* — Mojtaba Tehrani

(74) *Attorney, Agent, or Firm* — DLA Piper LLP US

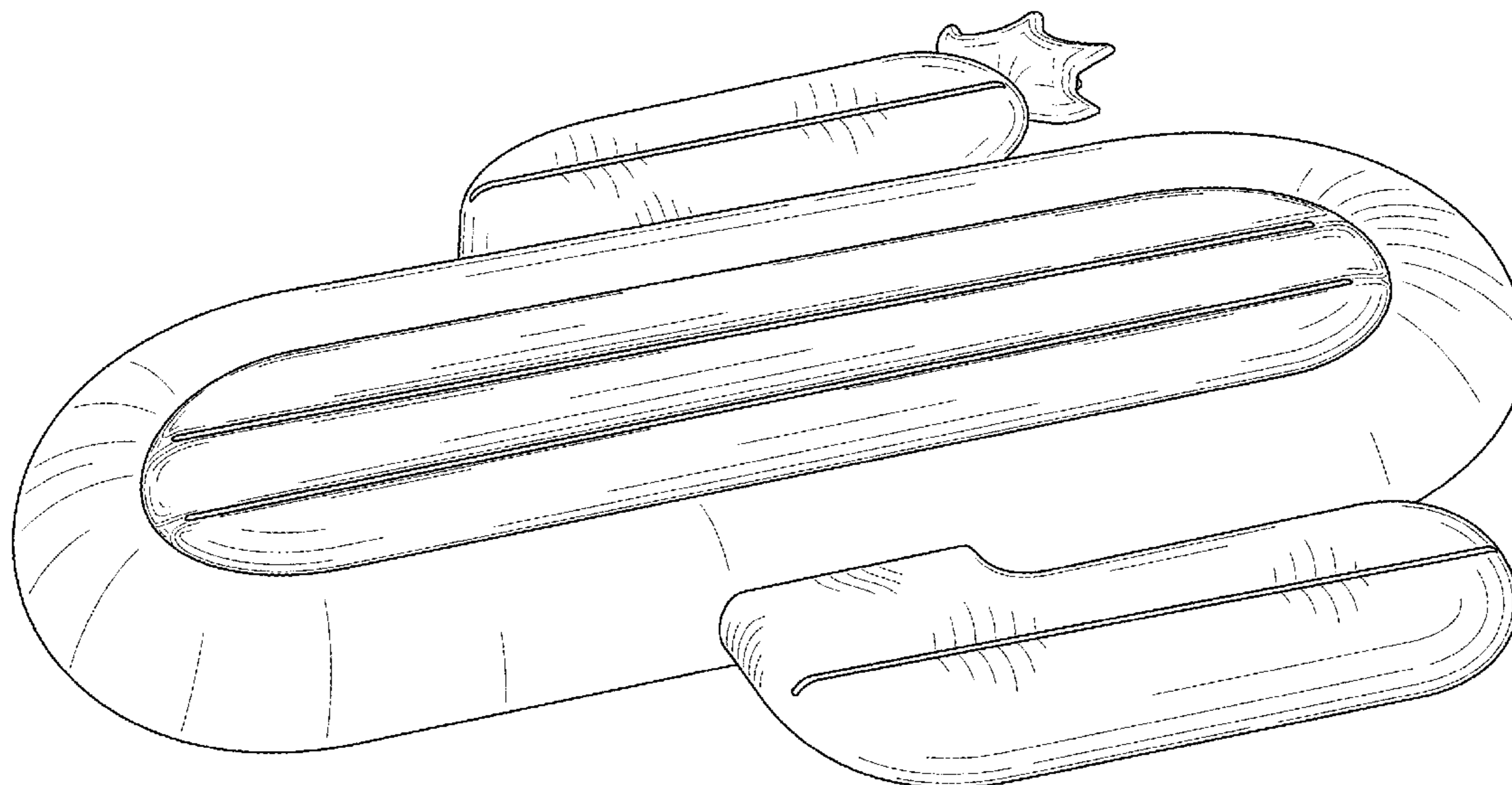
(57) **CLAIM**

The ornamental design for an inflatable flotation device, as shown and described.

**DESCRIPTION**

FIG. 1 is a perspective view of the inflatable flotation device. FIG. 2 is a left view of the inflatable flotation device. FIG. 3 is a right view of the inflatable flotation device. FIG. 4 is a top view of the inflatable flotation device. FIG. 5 is a bottom view of the inflatable flotation device. FIG. 6 is a front view of the inflatable flotation device; and, FIG. 7 is a back view of the inflatable flotation device.

**1 Claim, 5 Drawing Sheets**



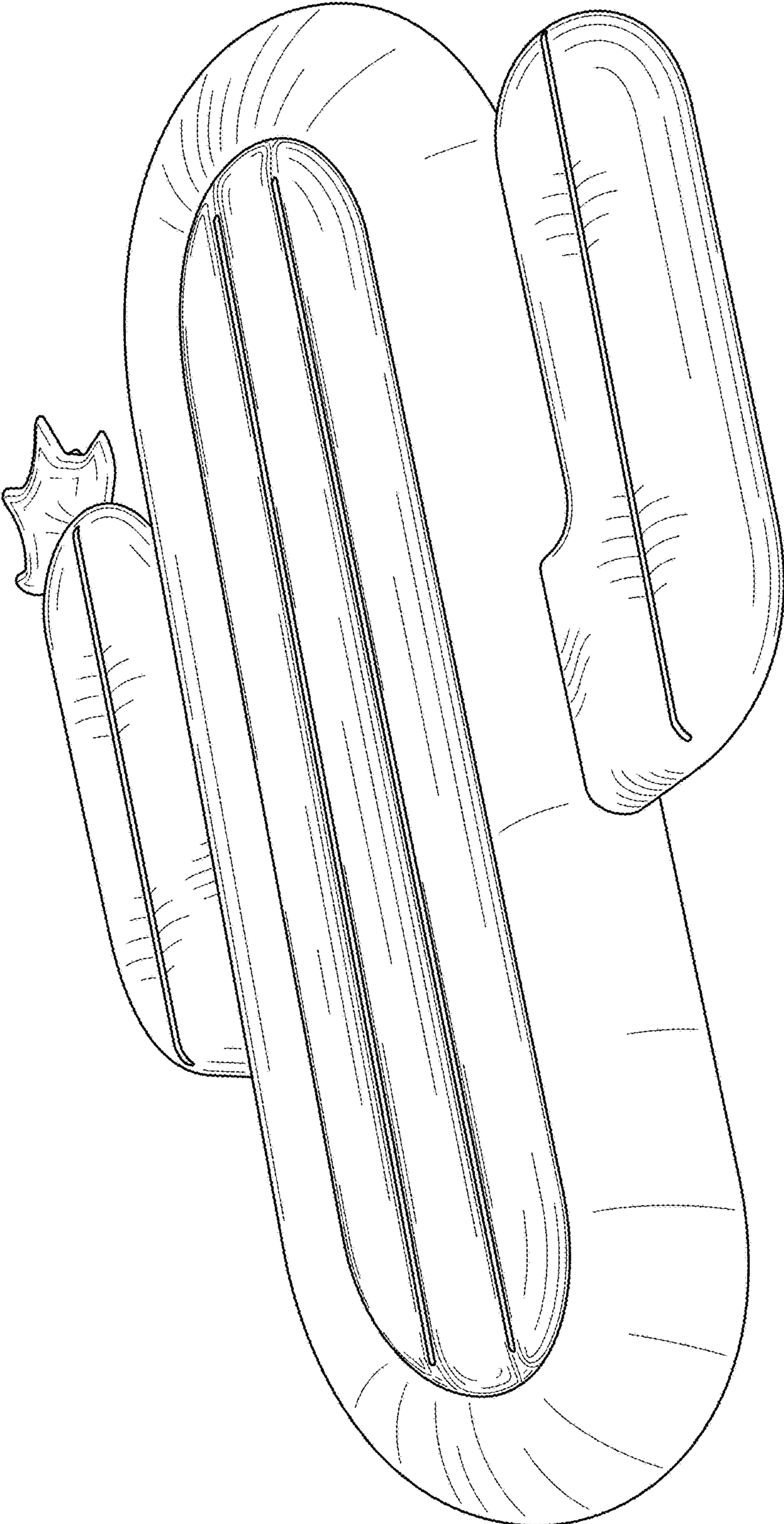


FIG. 1

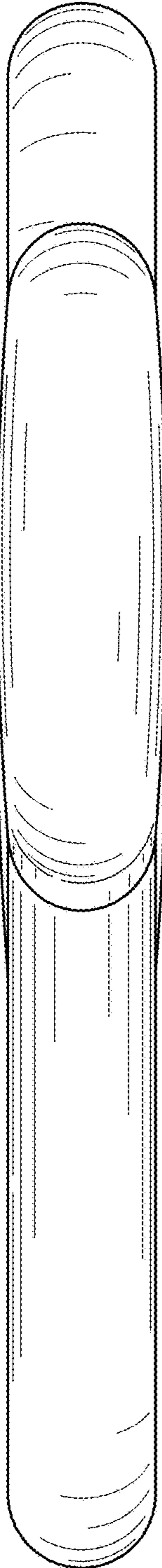


FIG. 2




FIG. 3




FIG. 4




FIG. 5

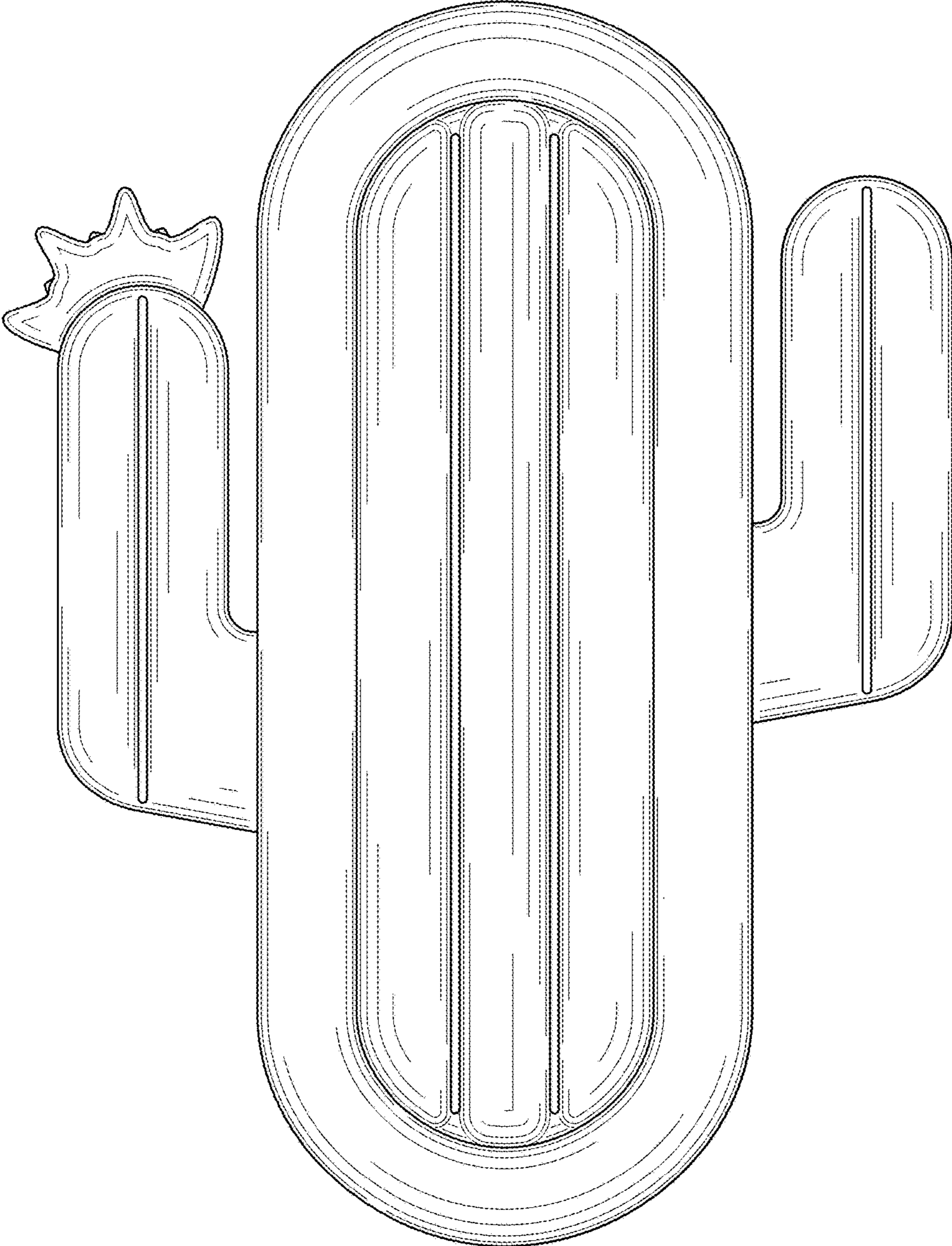


FIG. 6

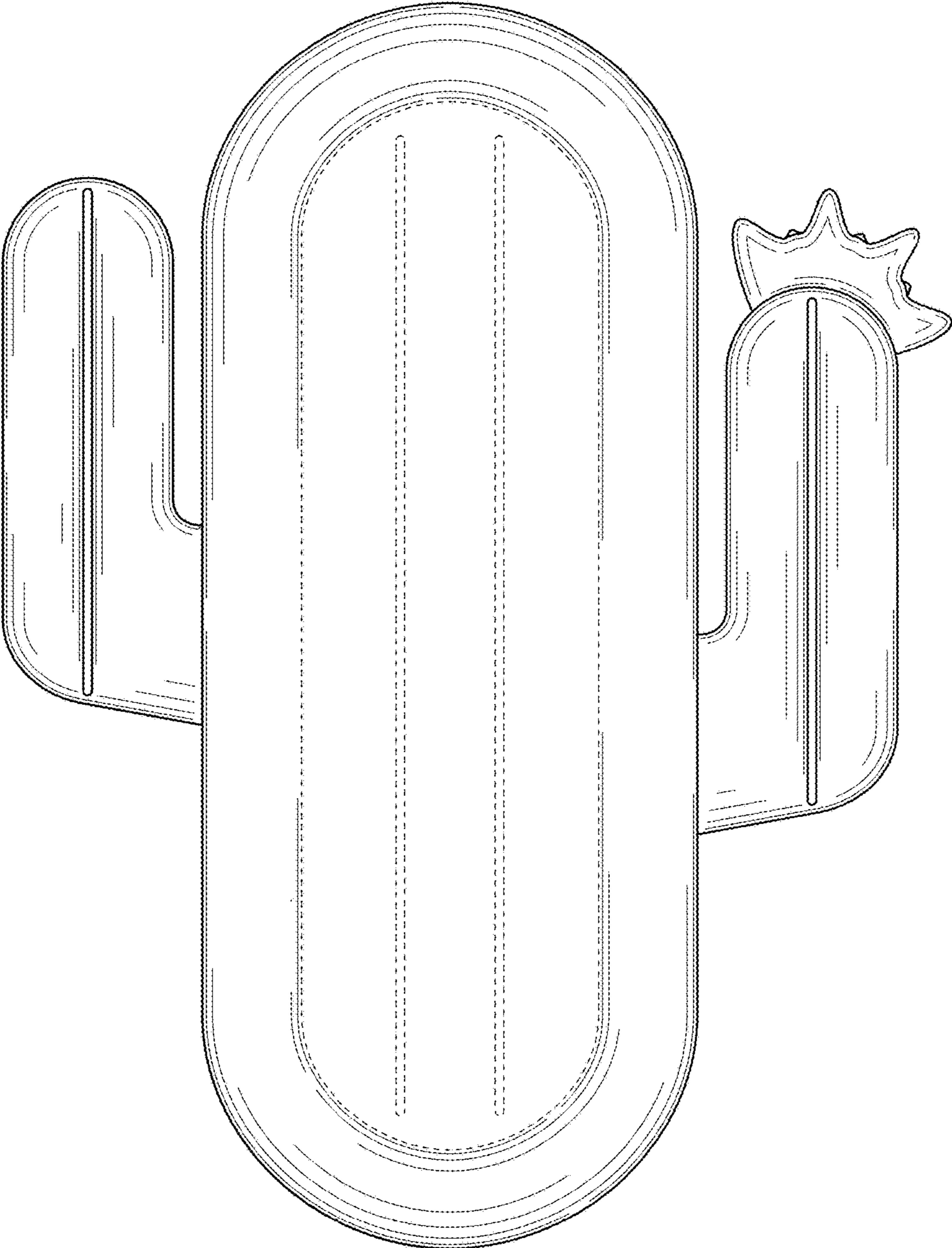


FIG. 7