



US00D825701S

(12) **United States Design Patent** (10) **Patent No.:** **US D825,701 S**
Berkley et al. (45) **Date of Patent:** **** Aug. 14, 2018**

(54) **PORTABLE BATTING STANCE AND SWING TRAINING AID**

(71) Applicants: **Kevin Joseph Berkley**, Lexington, NC (US); **Michael Paul Stover**, Lexington, NC (US)

(72) Inventors: **Kevin Joseph Berkley**, Lexington, NC (US); **Michael Paul Stover**, Lexington, NC (US)

(**) Term: **15 Years**

(21) Appl. No.: **29/610,427**

(22) Filed: **Jul. 12, 2017**

Related U.S. Application Data

(63) Continuation-in-part of application No. 14/746,933, filed on Jun. 23, 2015, now abandoned.

(51) **LOC (11) Cl.** **21-02**

(52) **U.S. Cl.**
USPC **D21/780**

(58) **Field of Classification Search**
USPC D21/698, 780, 789, 791; 473/422, 451, 473/452, 468, 497
CPC A63B 69/0002; A63B 69/3667; A63B 69/3673; A63B 69/0057; A63B 69/0062; A63B 2069/0006; A63B 2069/0008; A63B 2069/367; A63B 2102/182; A63B 2208/0204
See application file for complete search history.

(56) **References Cited**

U.S. PATENT DOCUMENTS

2,189,613 A	2/1940	Paulsen	273/187
2,562,479 A	7/1951	Spikes	33/80
2,777,697 A	1/1957	Crossot	273/187
2,847,769 A	8/1958	Schesinger	

3,101,949 A	8/1963	Williams	434/252
3,218,734 A	11/1965	O'Brien	36/2.5
3,244,421 A	4/1966	Hanna	273/187
3,275,320 A	9/1966	Hydock	273/32
3,352,559 A	11/1967	Larsen	273/195
3,363,903 A	1/1968	O'Brien	
3,658,344 A	4/1972	Kimble	473/273
3,955,821 A	5/1976	Spedding	473/272
4,023,810 A	5/1977	Lorang	473/218
4,037,847 A	7/1977	Lorang	273/187
4,088,325 A	5/1978	Sutton	273/195

(Continued)

Primary Examiner — Catherine A Tuttle

(74) *Attorney, Agent, or Firm* — MacCord Mason PLLC

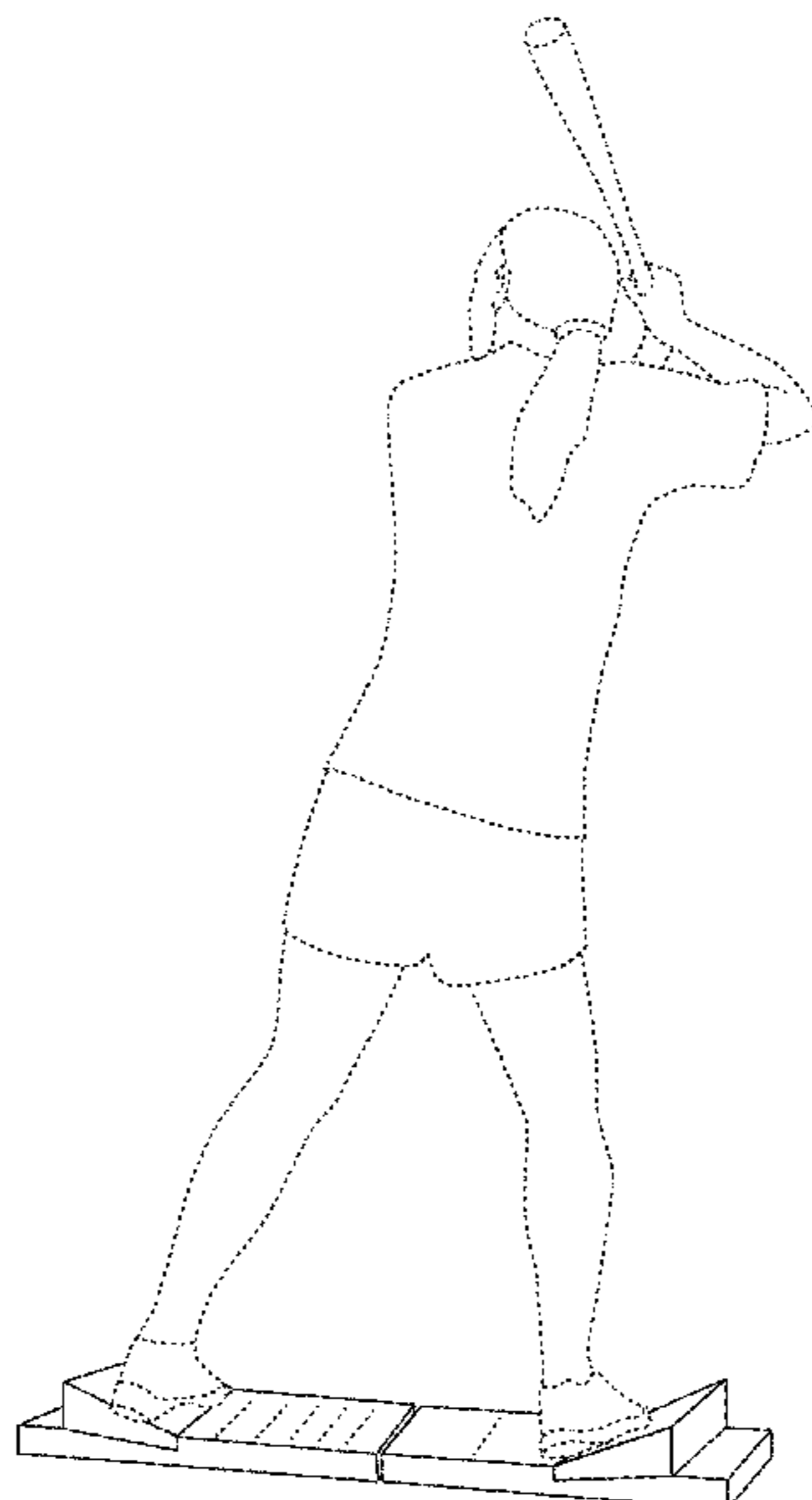
(57) **CLAIM**

The ornamental design for a portable batting stance and swing training aid, as shown and described.

DESCRIPTION

FIG. 1 is a perspective view of a portable batting stance and swing training aid showing our new design in use, and with the two base components in an extended and separated state; FIG. 2 is another perspective view showing the design with its parts in an exploded state; FIG. 3 is a top plan view of the assembled design wherein the foot support elements are in an alternate expanded spacing; FIG. 4 is a side elevational view thereof; FIG. 5 is a bottom plan view thereof; FIG. 6 is an end elevational view thereof; FIG. 7 is an enlarged scale perspective view of one of the upper exploded components shown in FIG. 2; and, FIG. 8 is a perspective view showing the base portion of the design in an alternate partially folded position. The broken lines shown in the drawings depict environment and portions of the portable batting stance and swing training aid that form no part of the claimed design.

1 Claim, 5 Drawing Sheets



(56)

References Cited

U.S. PATENT DOCUMENTS

4,106,771 A	8/1978	Fern	273/188	D620,064 S	7/2010	McIntyre	D21/780
D263,979 S *	4/1982	Van Gerpen	473/497	8,142,305 B2	3/2012	Hackenberg	473/278
4,657,258 A	4/1987	Melov et al.	473/272	8,221,271 B1	7/2012	McIntyre	473/452
4,917,385 A	4/1990	Brown	273/187	8,496,538 B1	7/2013	Tyler	473/279
5,005,837 A	4/1991	Urra Martinez	273/176	8,784,230 B1 *	7/2014	Mitchell	A63B 69/0057
5,076,571 A *	12/1991	Croce, Jr.	A63B 69/0022				473/271
			472/90	2002/0151417 A1 *	10/2002	List	A63B 21/0552
5,263,863 A	11/1993	Stefani et al.	434/252				482/123
5,350,177 A	9/1994	Furbush, Jr.	273/191	2006/0234816 A1	10/2006	Reason-Kerkhoff	473/452
5,393,282 A *	2/1995	Maclean	A63B 69/0022	2007/0243955 A1	10/2007	Du Brock	473/452
			482/51	2007/0249476 A1 *	10/2007	Hill	A63B 21/00047
5,613,677 A *	3/1997	Walker, Jr.	A63B 69/0002				482/148
			473/452	2008/0188331 A1 *	8/2008	Shimizu	A63B 24/0003
5,976,027 A	11/1999	Kachmar	473/273				473/451
6,224,522 B1 *	5/2001	Ervin	A63B 69/0057	2011/0021296 A1 *	1/2011	Johnston	A63B 69/0002
			482/121				473/452
D533,247 S	12/2006	Weeks	D21/780	2013/0045817 A1	2/2013	Irwin	473/279
D569,943 S *	5/2008	Greene	D21/780	2014/0171213 A1	6/2014	Newman et al.	
D602,553 S *	10/2009	Wright	D21/780	2015/0141172 A1 *	5/2015	Craig	A63B 69/0002
							473/428
				2015/0231471 A1	8/2015	Craig	69/2
				2015/0265895 A1	9/2015	Goodgame	69/2

* cited by examiner

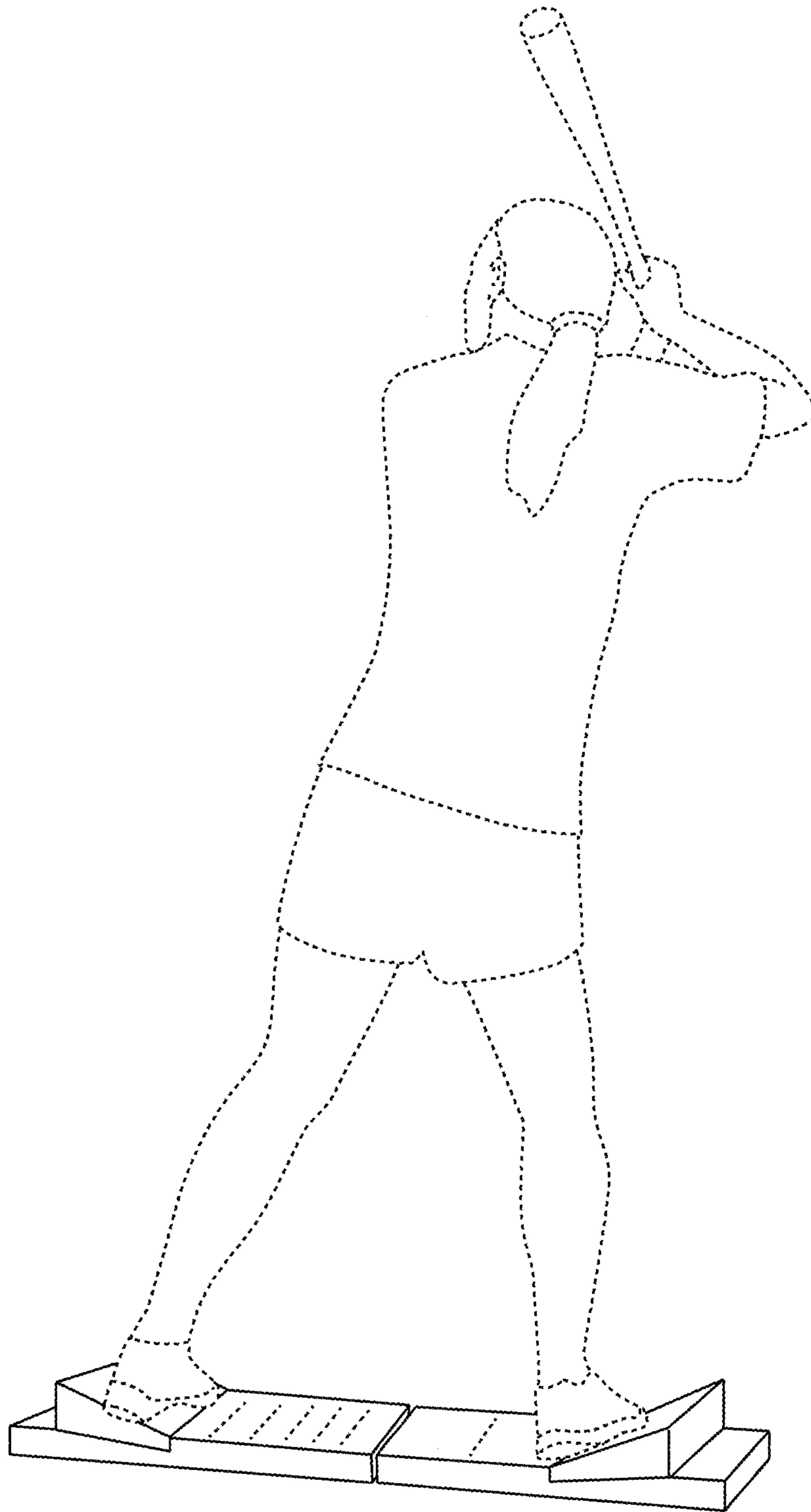


FIG. 1

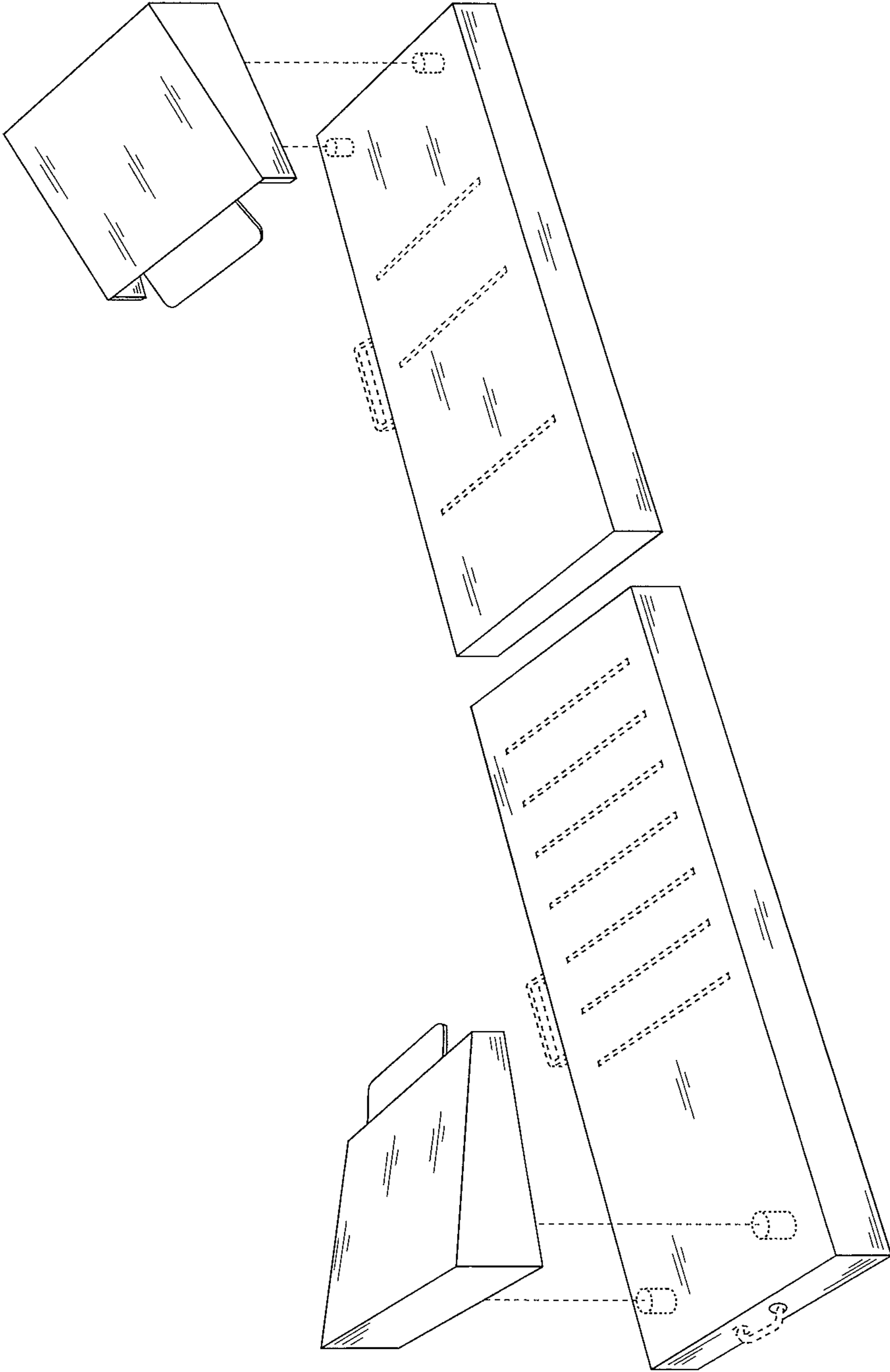


FIG. 2

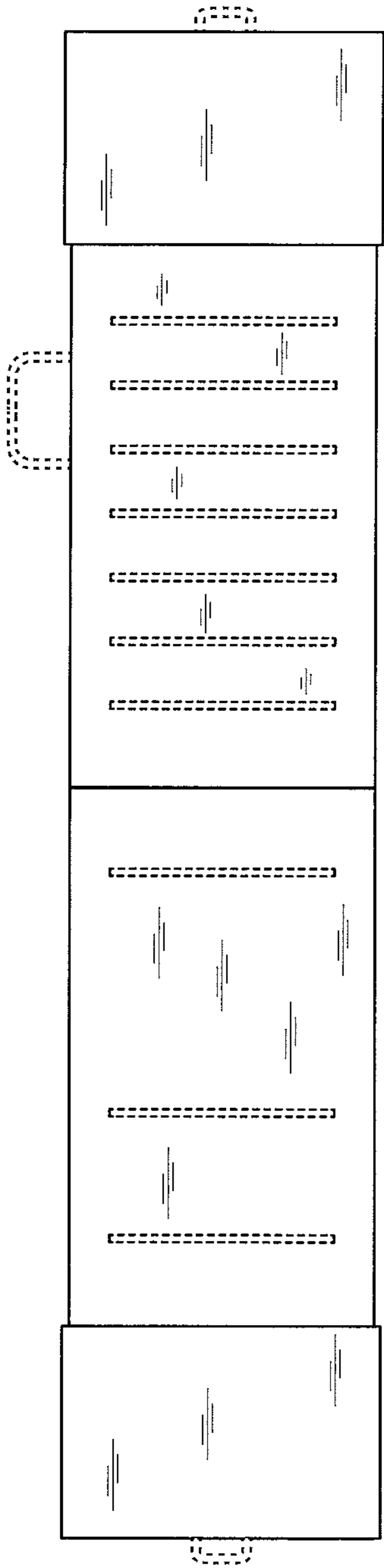


FIG. 3




FIG. 4

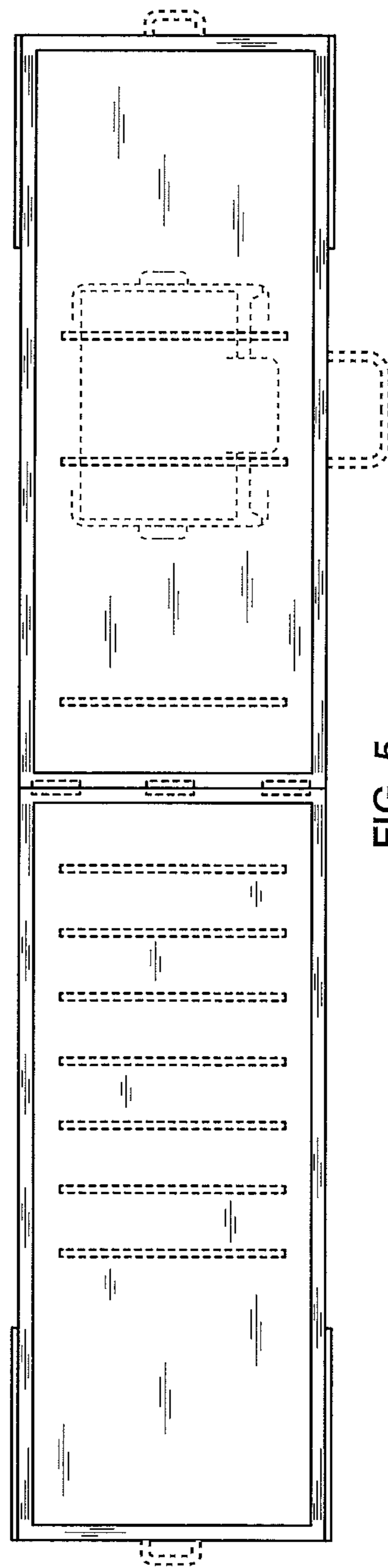



FIG. 5

FIG. 6



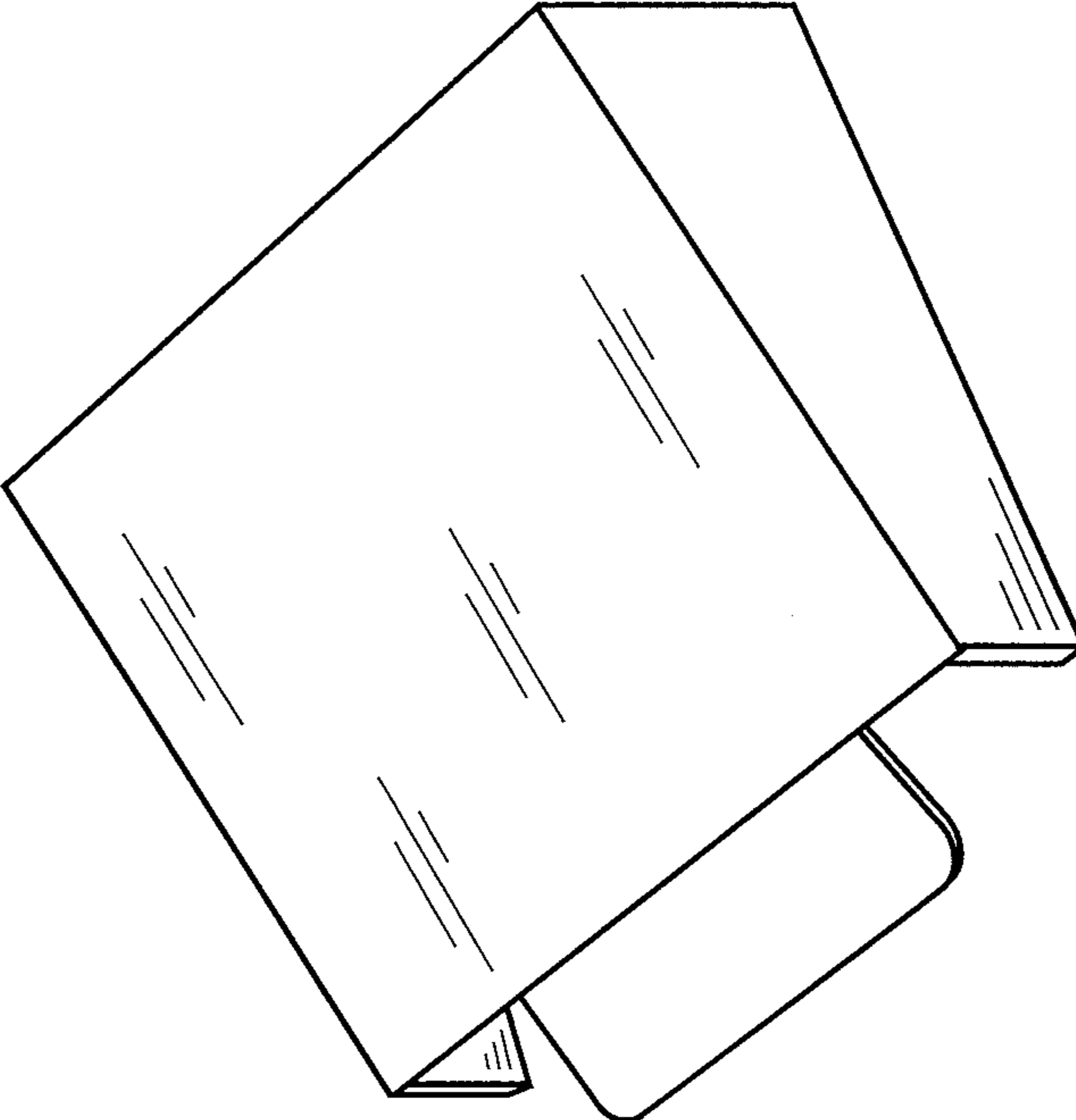


FIG. 7

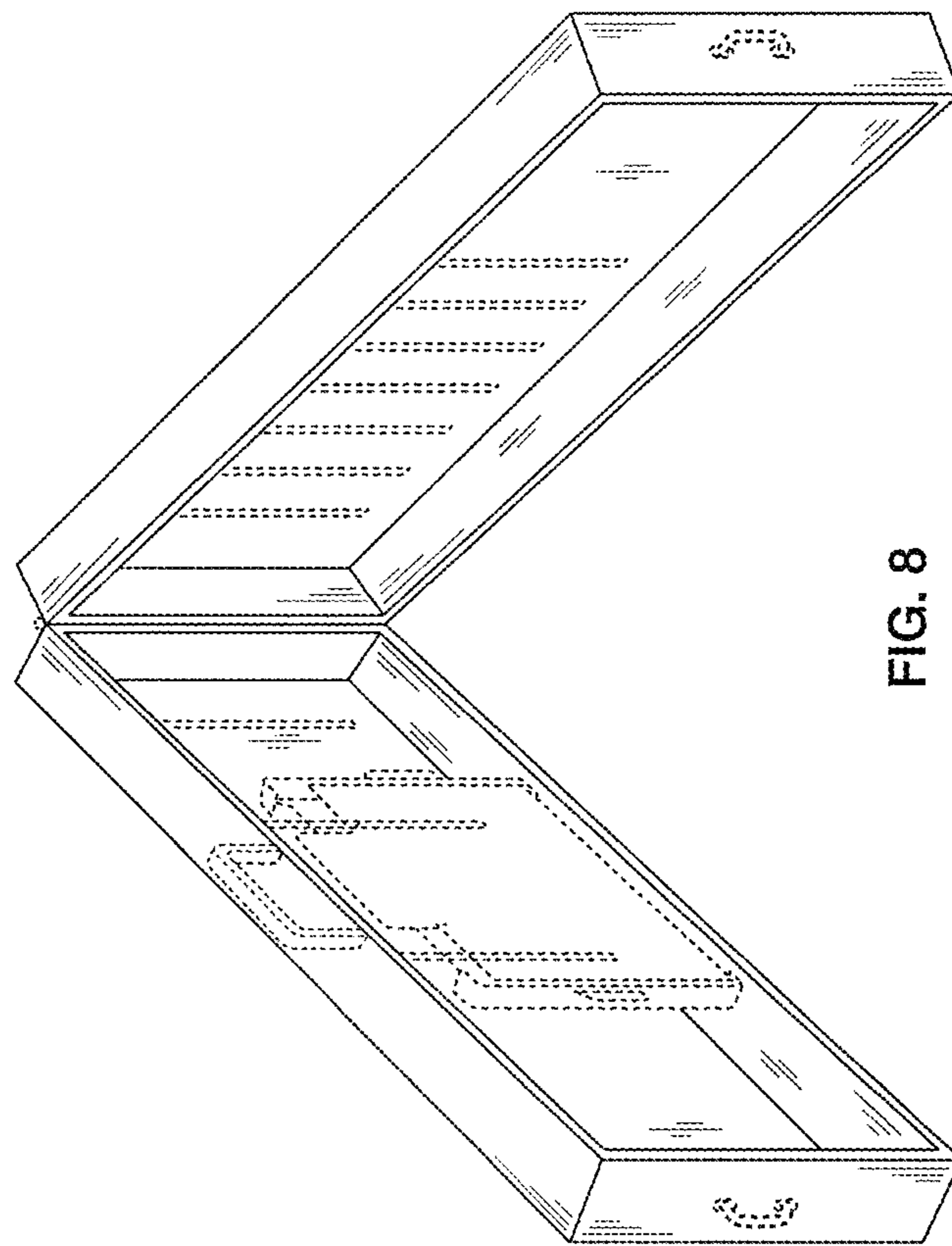


FIG. 8