



US00D825689S

(12) **United States Design Patent** (10) **Patent No.:** **US D825,689 S**
Tsuji (45) **Date of Patent:** **** Aug. 14, 2018**

(54) **DOLL** 6,612,896 B1 * 9/2003 Choi A63H 3/02
446/369
(71) Applicant: **SANRIO COMPANY, LTD**, Tokyo 6,848,967 B2 * 2/2005 Kim A63H 3/02
(JP) 446/369
(72) Inventor: **Masaki Tsuji**, Tokyo (JP) D525,365 S * 7/2006 Mills D21/604
D534,224 S * 12/2006 Sutton D21/604
D633,577 S * 3/2011 Dalton D21/576
(73) Assignee: **SANRIO COMPANY, LTD.**, Tokyo D650,868 S * 12/2011 Dalton D21/576
(JP) D658,241 S * 4/2012 Ahrendsen D21/605
D701,273 S * 3/2014 Stewart D21/600
D745,266 S * 12/2015 Jabbour, Jr. D21/604
D747,092 S * 1/2016 Jabbour, Jr. D21/604

(**) Term: **15 Years**
(21) Appl. No.: **29/586,055**
(22) Filed: **Nov. 30, 2016**

FOREIGN PATENT DOCUMENTS

JP D1231041 2/2005

* cited by examiner

Primary Examiner — Sandra L Morris
(74) *Attorney, Agent, or Firm* — Banner & Witcoff, Ltd.

(30) **Foreign Application Priority Data**
Aug. 1, 2016 (JP) 2016-016476
(51) **LOC (11) Cl.** **21-01**
(52) **U.S. Cl.**
USPC **D21/658**; D21/576
(58) **Field of Classification Search**
USPC D6/598; D11/158, 162; D21/576–595,
D21/604–605, 617, 655–656, 658–661;
446/368–369, 376, 428, 487; 180/8.6;
D30/160
CPC ... A63H 3/00; A63H 3/02; A63H 3/04; A63H
3/16; A63H 3/28; A63H 3/36; A63H
33/00; A63H 7/06; A63H 11/00; A63H
11/10; A63H 11/20; A63H 13/00
See application file for complete search history.

(57) **CLAIM**

The ornamental design for a doll, as shown and described.

DESCRIPTION

FIG. 1 is a front perspective view of a doll showing my new design;
FIG. 2 is a front view thereof;
FIG. 3 is a rear view thereof;
FIG. 4 is a left side view thereof;
FIG. 5 is a right side view thereof;
FIG. 6 is a top plan view thereof;
FIG. 7 is a bottom plan view thereof; and,
FIG. 8 is a left side view thereof showing the doll in another position.
The broken lines showing the remainder of the doll represent unclaimed subject matter and form no part of the claimed design. The dot-dashed lines immediately adjacent to the shaded area represent unclaimed boundaries of the design.

(56) **References Cited**
U.S. PATENT DOCUMENTS
D81,580 S * 7/1930 Gifford D21/655
D141,074 S * 5/1945 Marossi D21/655
D141,075 S * 5/1945 Marossi D21/655
5,507,678 A * 4/1996 Chiang A63H 3/36
446/369

1 Claim, 5 Drawing Sheets

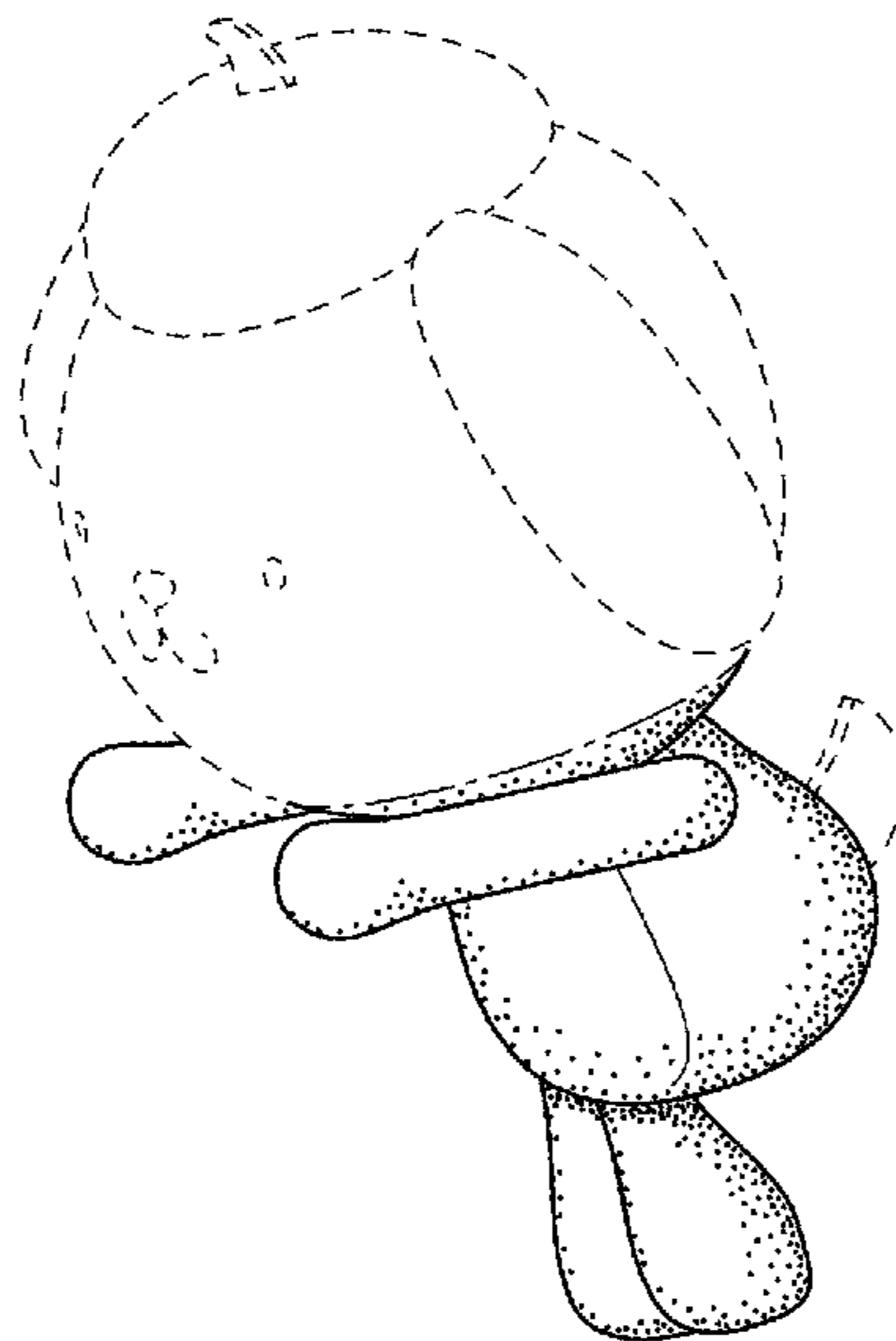


FIG. 1

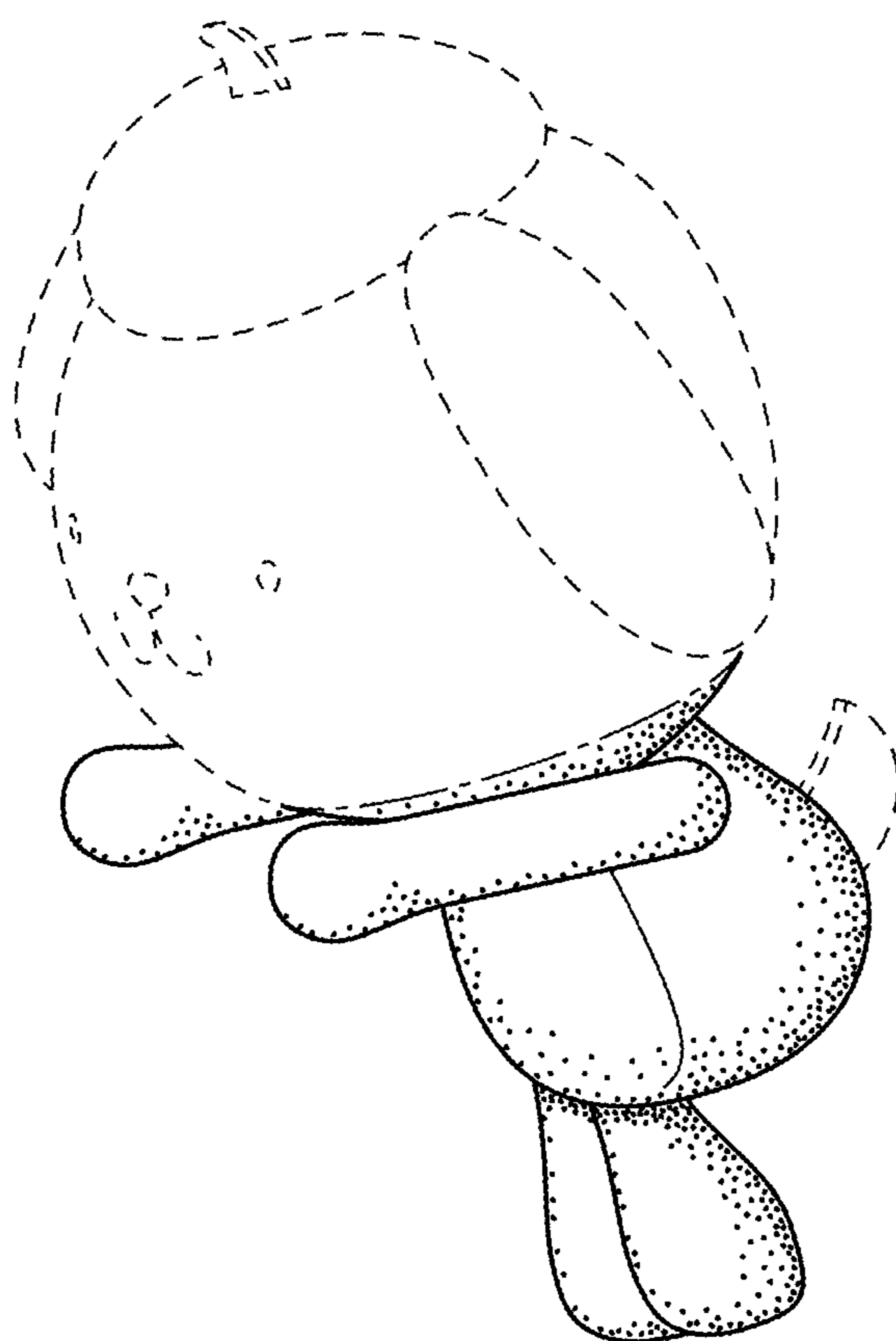


FIG. 2




FIG. 3




FIG. 4

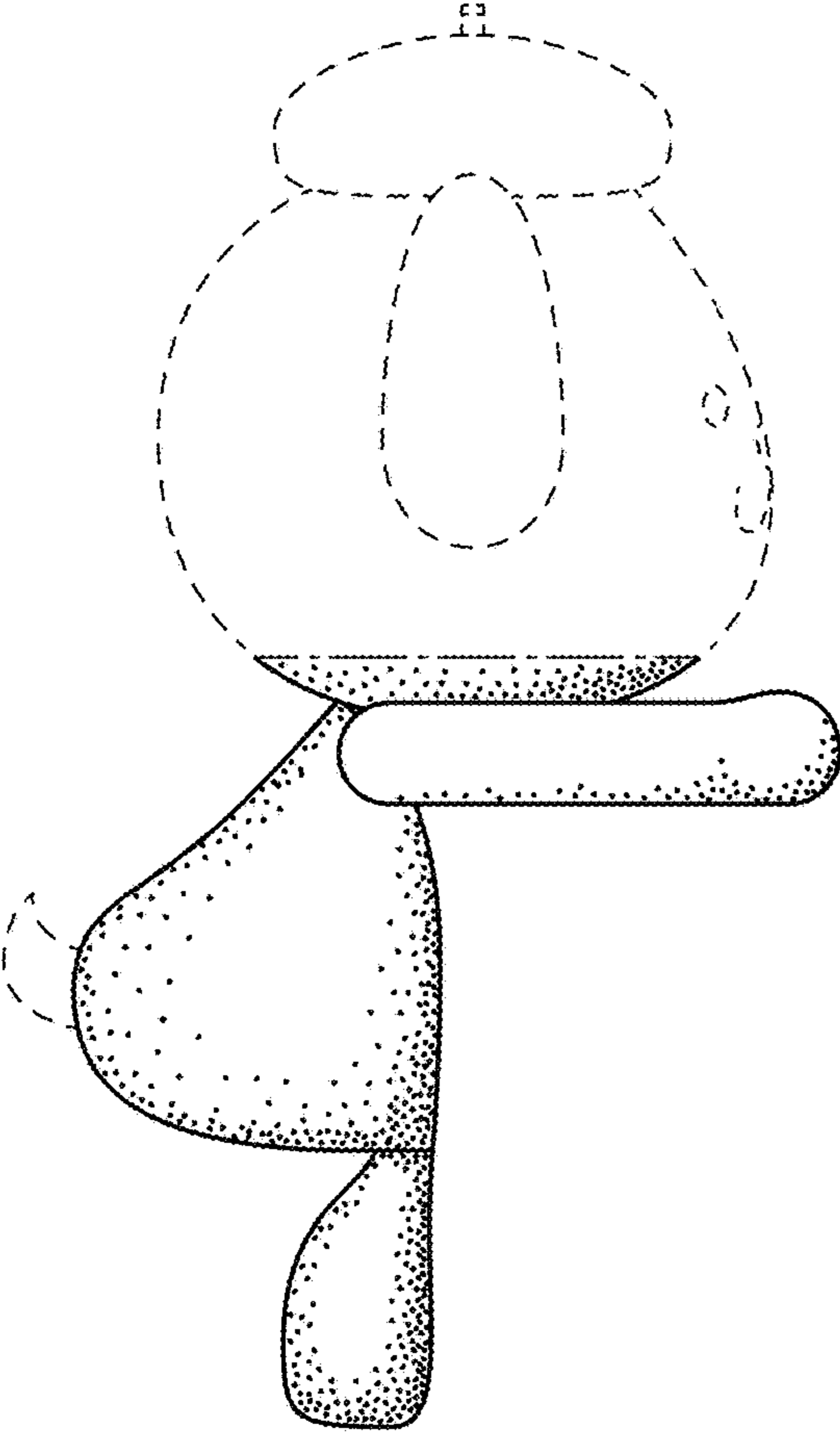


FIG. 5

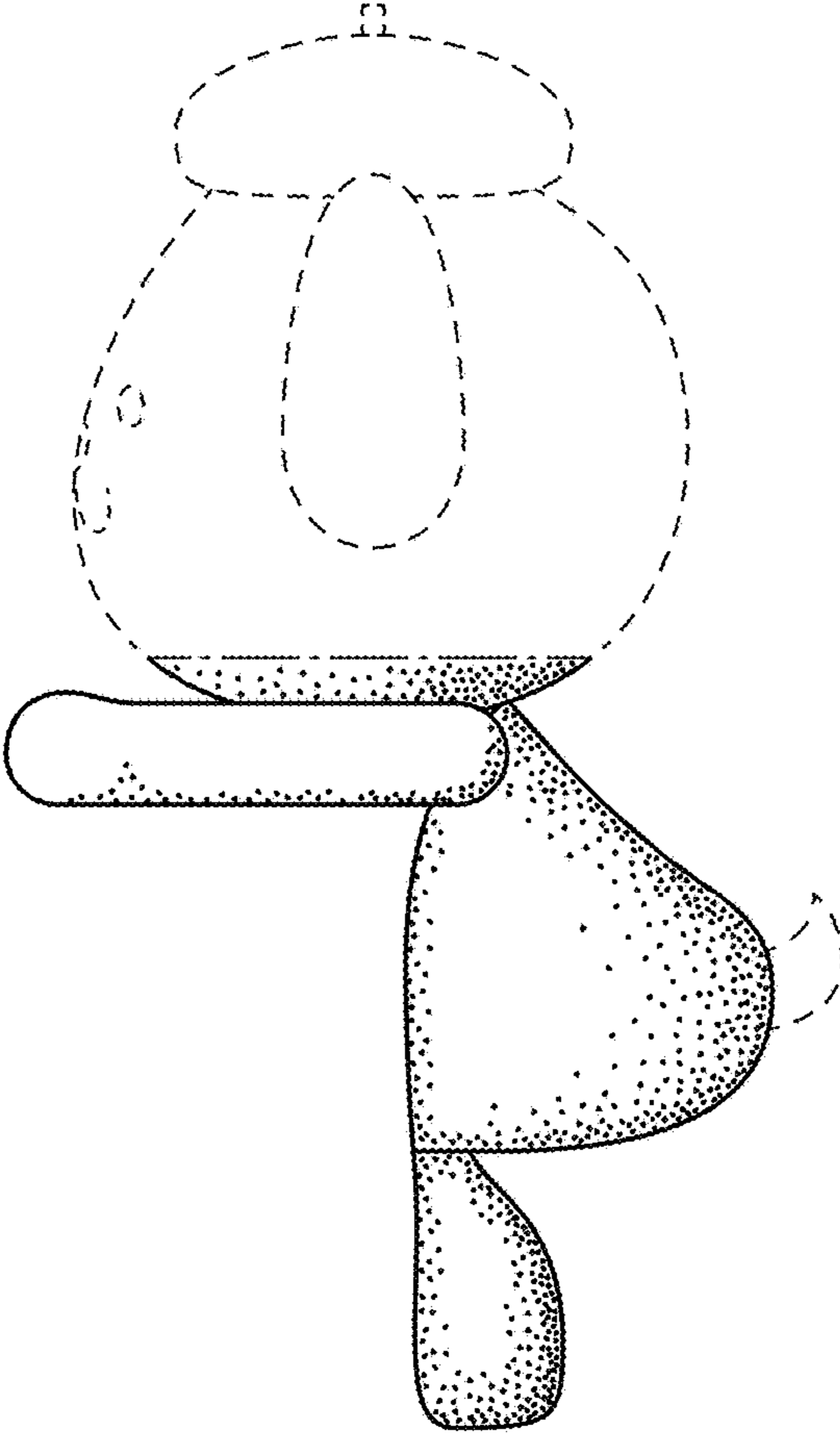


FIG. 6

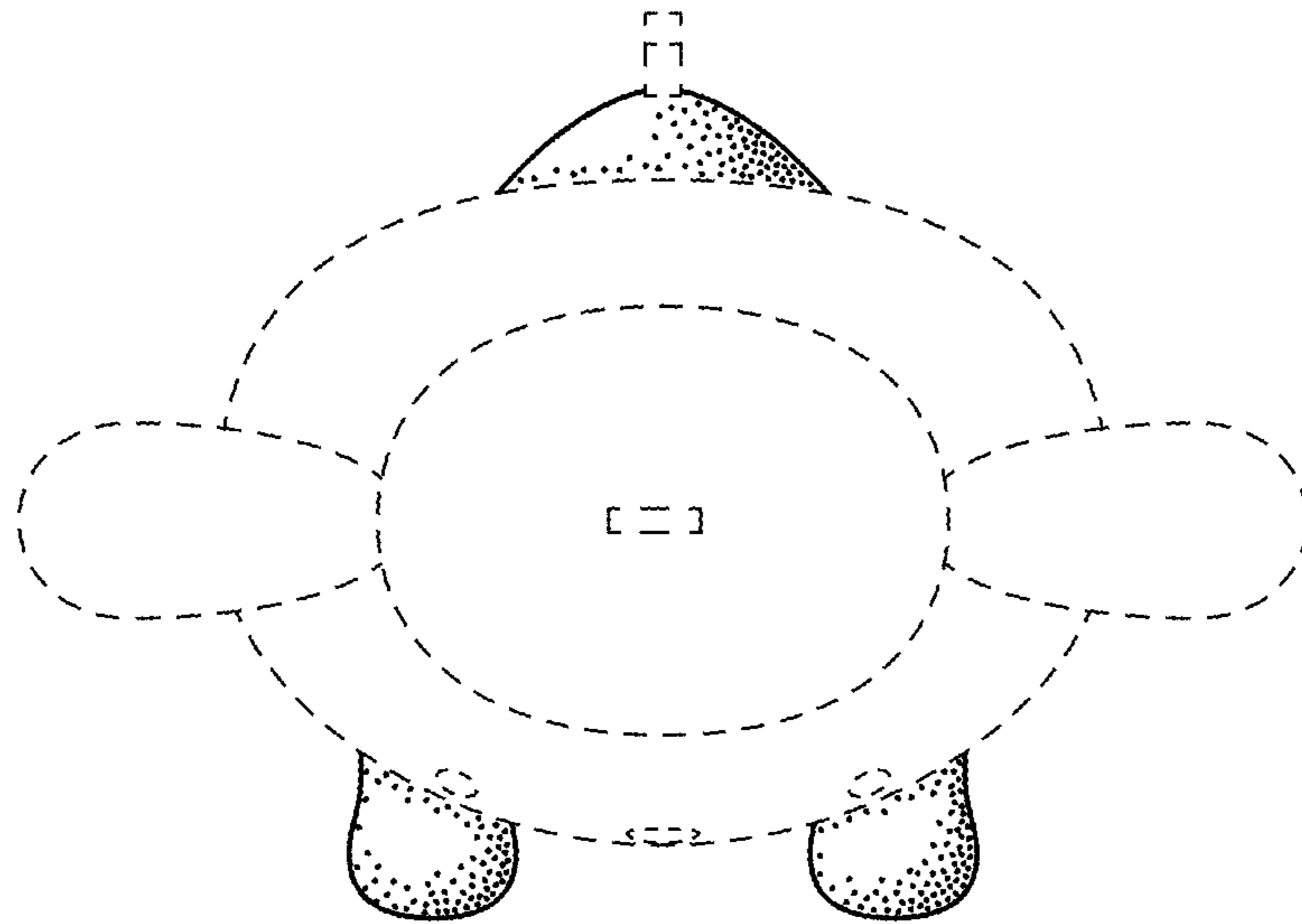


FIG. 7

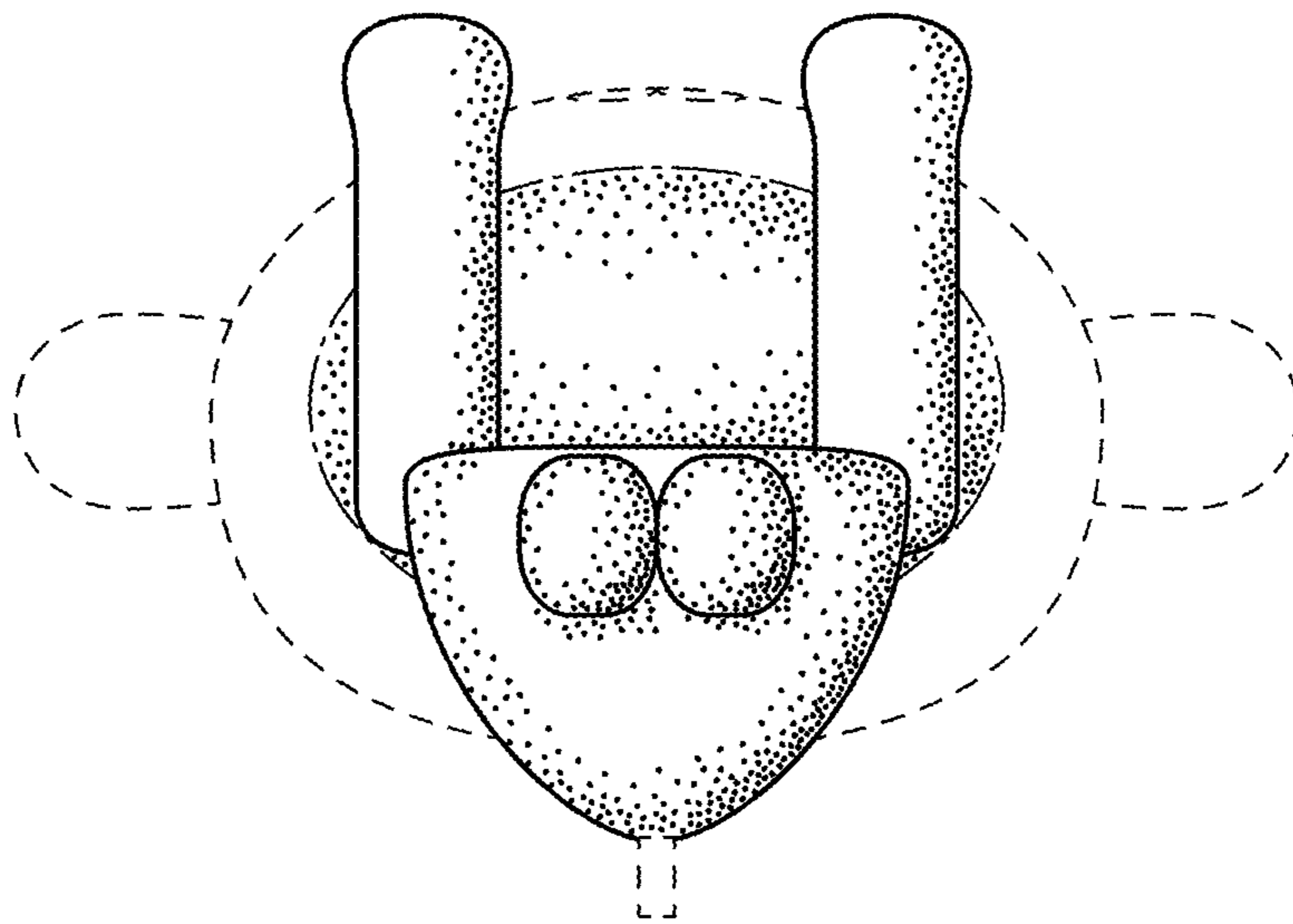


FIG. 8

