US00D825682S

(12) United States Design Patent

Kamiyama

(10) Patent No.: US D825,682 S
(45) Date of Patent: ** Aug. 14, 2018

(54) **TOY HOUSE**

(71) Applicant: **EPOCH COMPANY, LTD**, Tokyo (JP)

(72) Inventor: **Kei Kamiyama**, Tokyo (JP)

(73) Assignee: **EPOCH Company Ltd.**

(**) Term: **15 Years**

(21) Appl. No.: **29/603,663**

(22) Filed: **May 11, 2017**

(30) **Foreign Application Priority Data**

Nov. 11, 2016 (JP) 2016-024564

(51) **LOC (11) Cl.** **21-01**

(52) **U.S. Cl.**
USPC **D21/511**

(58) **Field of Classification Search**
USPC D21/506–511; D25/1, 10, 32; D9/636, D9/637, 640, 433; 434/72, 79, 96, 260; 446/69, 75, 110, 476–478, 479
CPC . A63H 3/00; A63H 3/52; A63H 33/00; A63H 33/008; A63H 33/044; B65D 81/368; A63B 9/00
See application file for complete search history.

(56) **References Cited**

U.S. PATENT DOCUMENTS

D251,030 S * 2/1979 Gordon, Sr. D21/511
D251,209 S * 2/1979 Gordon, Sr. D21/511
D251,266 S * 3/1979 Gordon, Sr. D21/511
D252,293 S * 7/1979 Gordon, Sr. D21/511
D254,920 S * 5/1980 Kimbrough D21/511
D255,912 S * 7/1980 Chapman D21/510
D268,041 S * 2/1983 Ng D21/511
D271,403 S * 11/1983 Kimbrough D21/511
D271,620 S * 11/1983 DeBoer D25/17
D275,118 S * 8/1984 Edmisson D21/511
D311,566 S * 10/1990 Ciganko D21/511
D312,107 S * 11/1990 Ostberg D21/511
6,073,404 A * 6/2000 Norfleet A63H 33/044 446/109
D488,516 S * 4/2004 Gilbert D21/511
D683,412 S * 5/2013 Hattori D21/511
D746,001 S * 12/2015 Helminen D25/33

* cited by examiner

Primary Examiner — Cynthia M. Chin
(74) *Attorney, Agent, or Firm* — Fitzgerald IP Law; John K Fitzgerald

(57) **CLAIM**

The ornamental design for a toy house, as shown and described.

DESCRIPTION

FIG. **1** is a perspective view showing the roof, front, a right side, and a portion of the interior of a toy house, showing my new design;
FIG. **2** is a perspective view of the toy house of FIG. **1** showing the roof, an exterior of a left side, the exterior of a rear side, and a portion of the interior, thereof;
FIG. **3** is a frontal view thereof;
FIG. **4** is a rear view thereof;
FIG. **5** is an overhead view thereof;
FIG. **6** is a right side view thereof;
FIG. **7** is a left side view thereof;
FIG. **8** is an overhead view of the toy house of FIG. **1** showing the left and right portions of the toy house opened 90 degrees; and,
FIG. **9** is an overhead view of the toy house of FIG. **1** showing the left and right portions of the toy house opened 180 degrees.

1 Claim, 9 Drawing Sheets

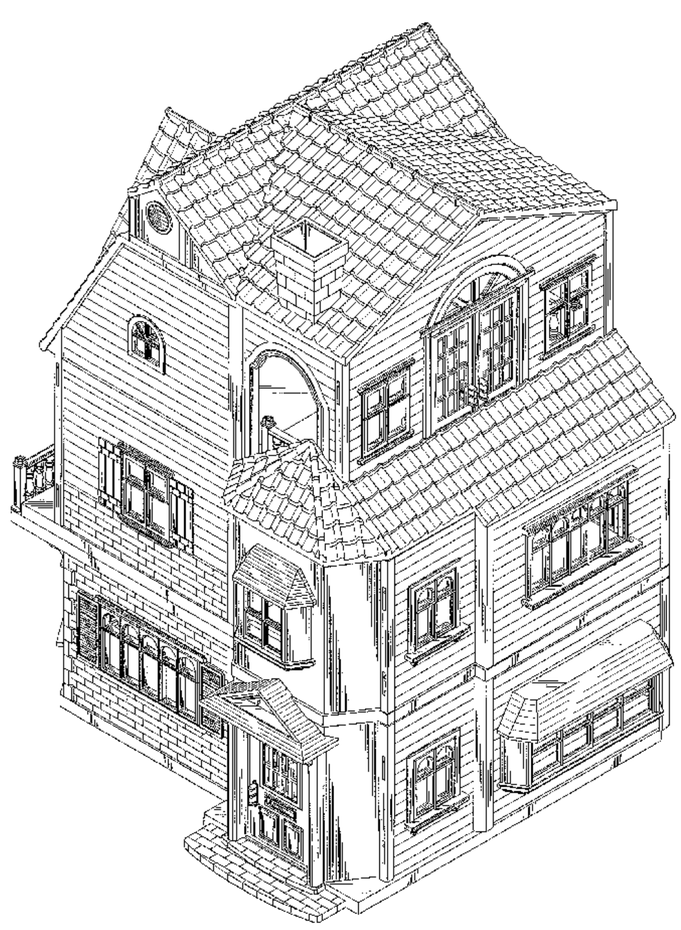

FIG. 1



FIG. 2



FIG. 3



FIG. 4

FIG. 5

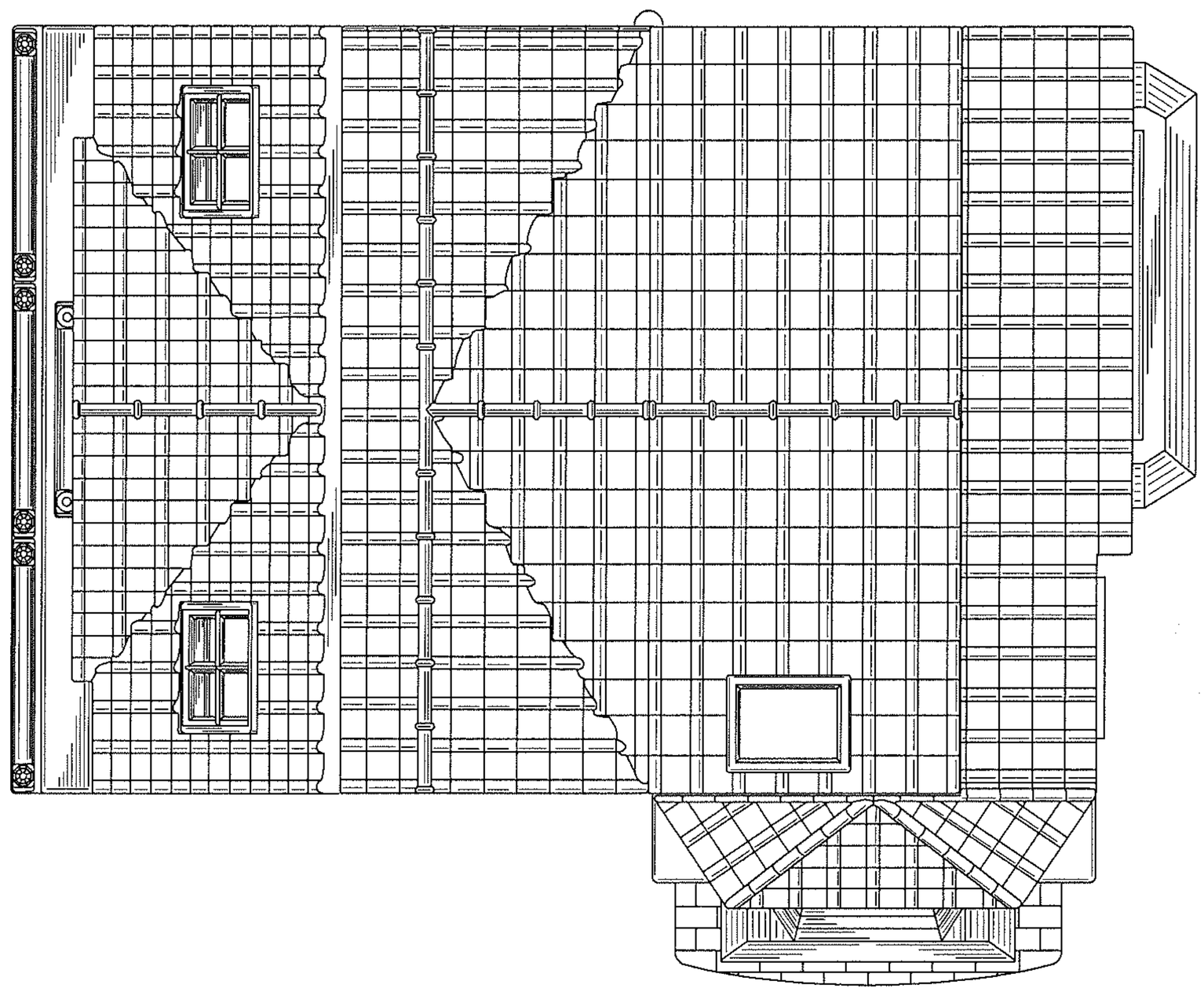

FIG. 6

FIG. 7

FIG. 8

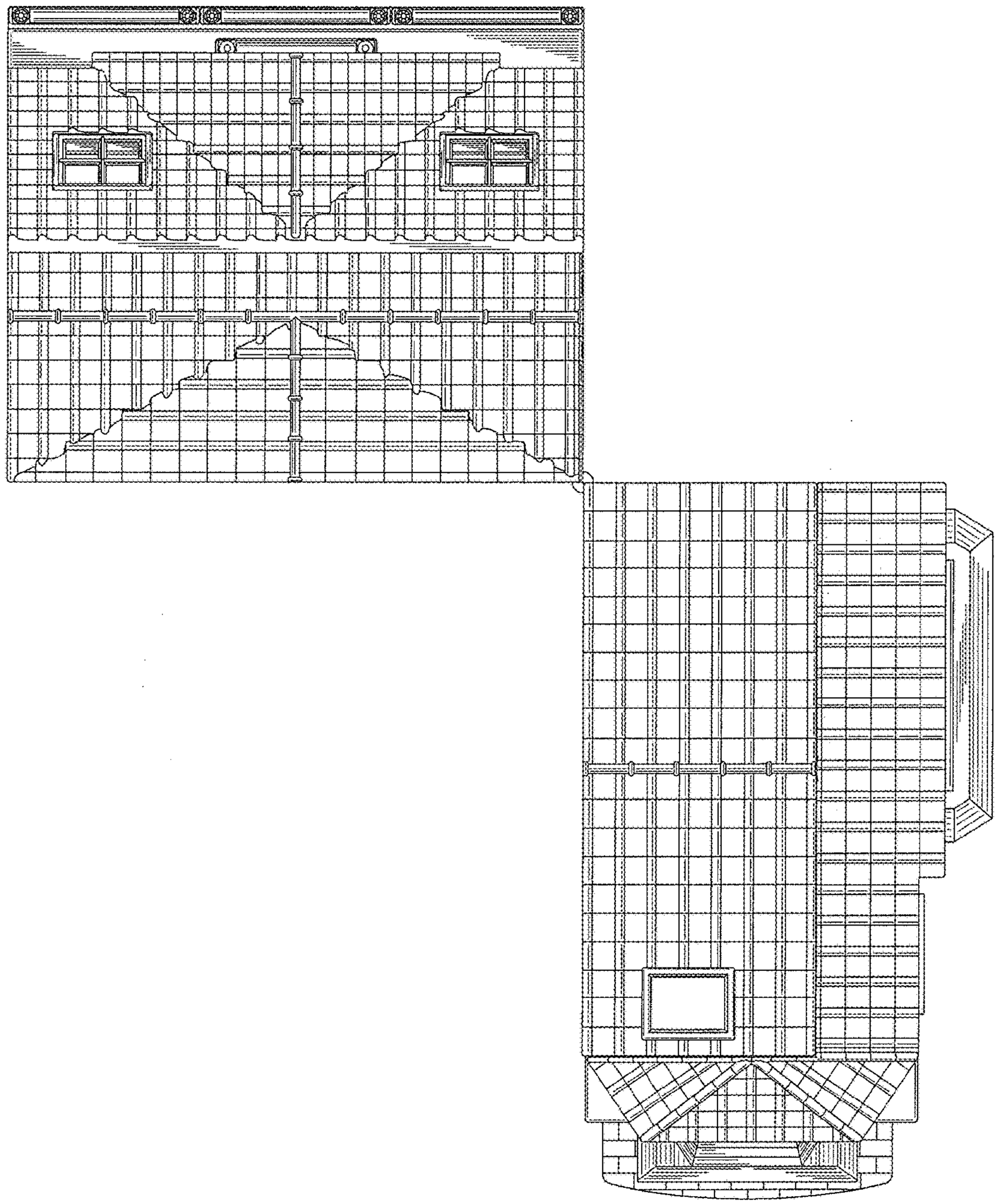
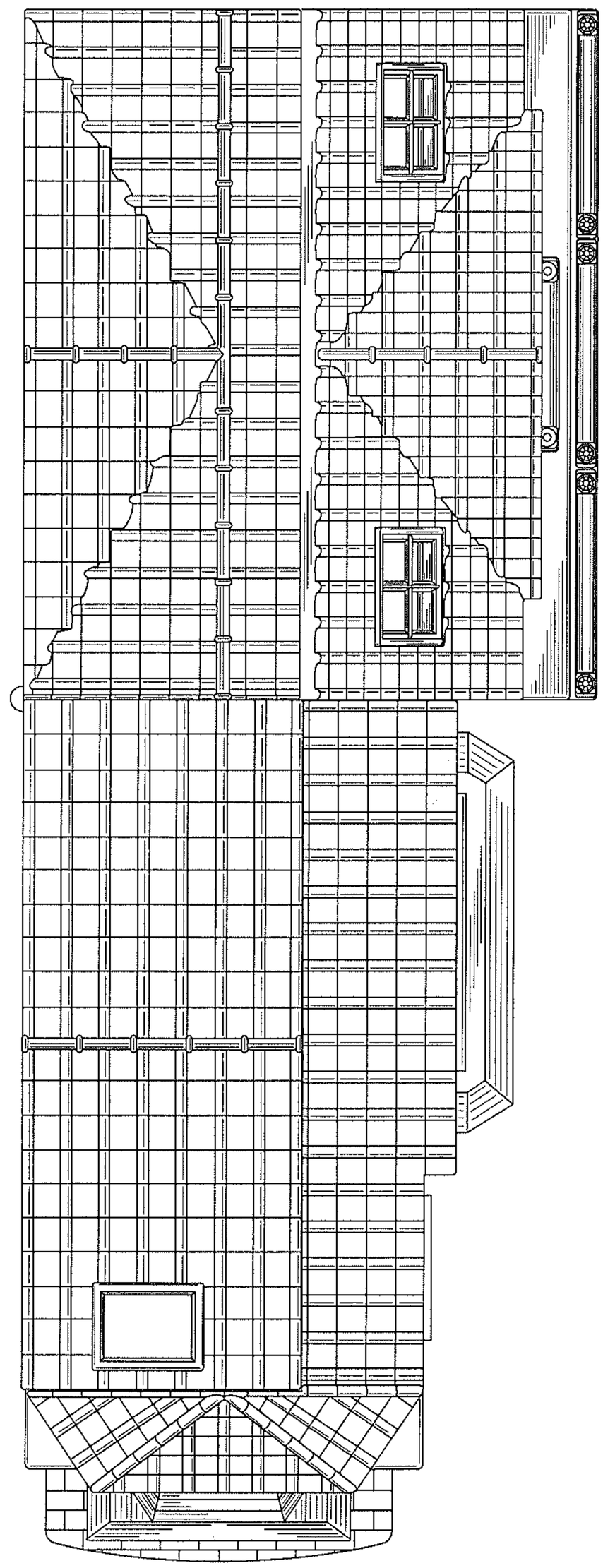
FIG. 9