



US00D825670S

(12) **United States Design Patent** (10) **Patent No.:** **US D825,670 S**
Muraki et al. (45) **Date of Patent:** **** Aug. 14, 2018**

(54) **SPINNING TOP TOY**
(71) Applicant: **TOMY COMPANY, LTD.**, Tokyo (JP)
(72) Inventors: **Makoto Muraki**, Tokyo (JP); **Hiroyuki Matsukawa**, Tokyo (JP)

D646,729 S * 10/2011 Ujita D21/460
D660,918 S * 5/2012 Ujita D21/460
D662,556 S * 6/2012 Horikoshi D21/460
D665,858 S * 8/2012 Horikoshi D21/460
D665,859 S * 8/2012 Horikoshi D21/460
D666,252 S * 8/2012 Ujita D21/460

(Continued)

(73) Assignee: **TOMY COMPANY, LTD.**, Tokyo (JP)
(**) Term: **15 Years**

(21) Appl. No.: **29/620,474**

(22) Filed: **Jan. 5, 2017**

(30) **Foreign Application Priority Data**

Sep. 28, 2016 (JP) 2016-020816

(51) **LOC (11) Cl.** **21-01**

(52) **U.S. Cl.**
USPC **D21/460**

(58) **Field of Classification Search**
USPC 446/34, 46-48, 217, 218, 235-245,
446/246-256, 257-266, 429, 430, 435,
446/450-453, 486, 487, 489-491;
D21/385, 390, 398, 436, 441-444,
D21/453-457, 458-464, 561-563, 578,
D21/585, 592; 273/147, 317
CPC A63H 1/00; A63H 1/04; A63H 1/22; A63F
9/16; D01H 7/18; H01Q 9/27
See application file for complete search history.

(56) **References Cited**

U.S. PATENT DOCUMENTS

D608,842 S * 1/2010 Nishimoto D21/460
D610,209 S * 2/2010 Nishimoto D21/460
D614,245 S * 4/2010 Ujita D21/460
D615,134 S * 5/2010 Nishimoto D21/460
D615,602 S * 5/2010 Nishimoto D21/460
D629,051 S * 12/2010 Nishimoto D21/460
D629,468 S * 12/2010 Ujita D21/460
D629,847 S * 12/2010 Ujita D21/460
D639,869 S * 6/2011 Nishimoto D21/460

OTHER PUBLICATIONS

Amazon, "Beyblade Burst Value Starter 2", Feb. 23, 2017. https://www.amazon.com/Beyblade-Starter-2-Pack-Valtryek-Spryzen/product-reviews/B01MQDYBSR/ref=cm_cr_ar_p_d_paging_btm_5?ie=UTF8&reviewerType=all_reviews&pageNumber=5. Shown on p. 1. (Year: 2017).*

Primary Examiner — Cynthia Ramirez
Assistant Examiner — Michael A Maharajh
(74) *Attorney, Agent, or Firm* — Staas & Halsey LLP

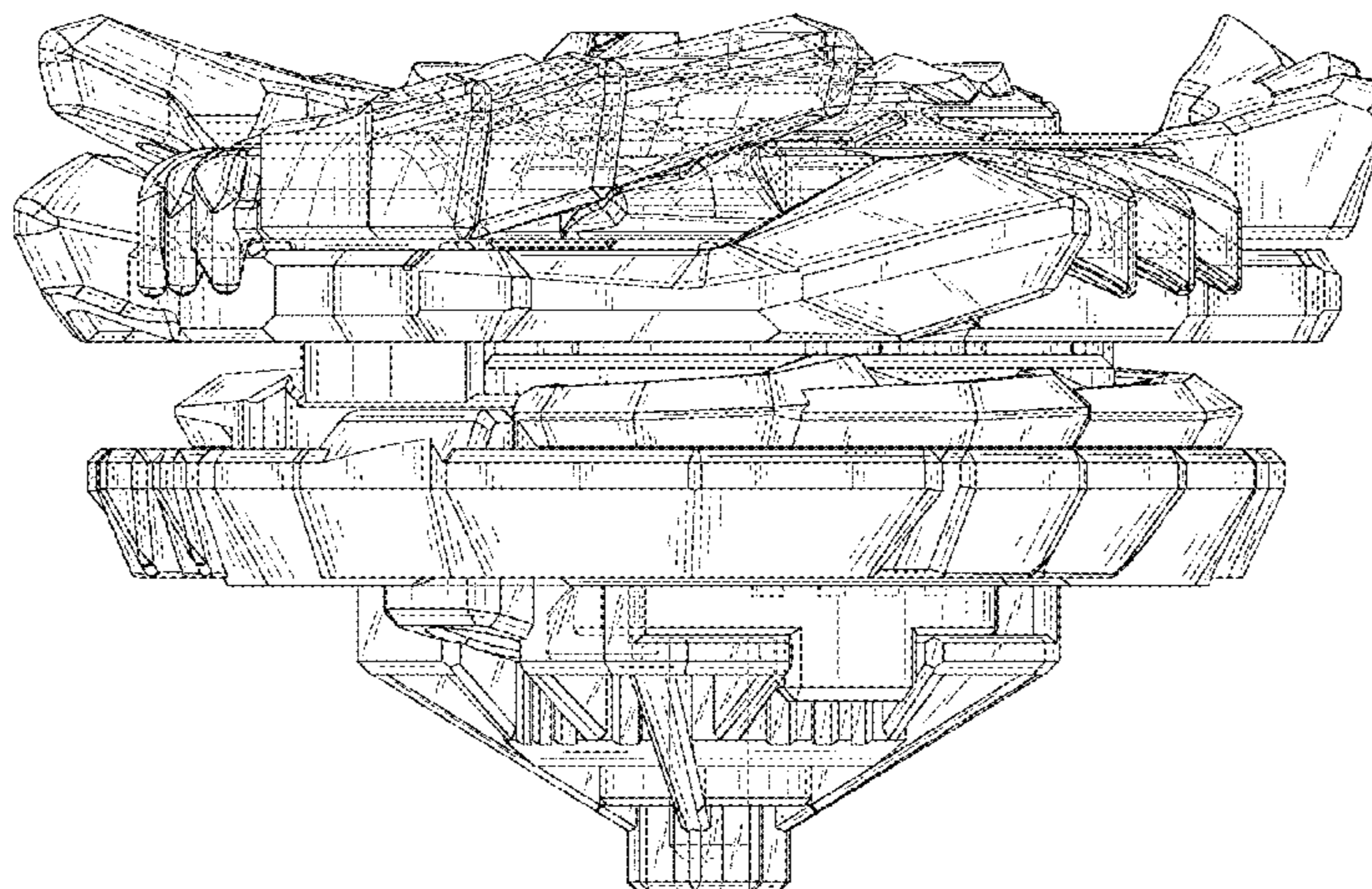
(57) **CLAIM**

We claim the ornamental design for a spinning top toy, as shown and described.

DESCRIPTION

FIG. 1 is a front view of the spinning top toy showing our design;
FIG. 2 is a left side view thereof;
FIG. 3 is a rear view thereof;
FIG. 4 is right side view thereof;
FIG. 5 is a top view thereof;
FIG. 6 is a bottom view thereof;
FIG. 7 is a perspective view thereof;
FIG. 8 is a side view showing only the transparent parts for convenience of illustration; and,
FIG. 9 is a top view of the uppermost transparent part, apart from the rest of the spinning top toy, shown for convenience of illustration.
The portions of the spinning top toy shown in broken lines form no part of the claimed design.

1 Claim, 9 Drawing Sheets



(56)

References Cited

U.S. PATENT DOCUMENTS

D666,253 S *	8/2012	Ujita	D21/460
D667,894 S *	9/2012	Horikoshi	D21/460
2011/0006479 A1*	1/2011	Ujita	A63H 1/16 273/147
2011/0256796 A1*	10/2011	Ujita	A63H 1/00 446/264

* cited by examiner

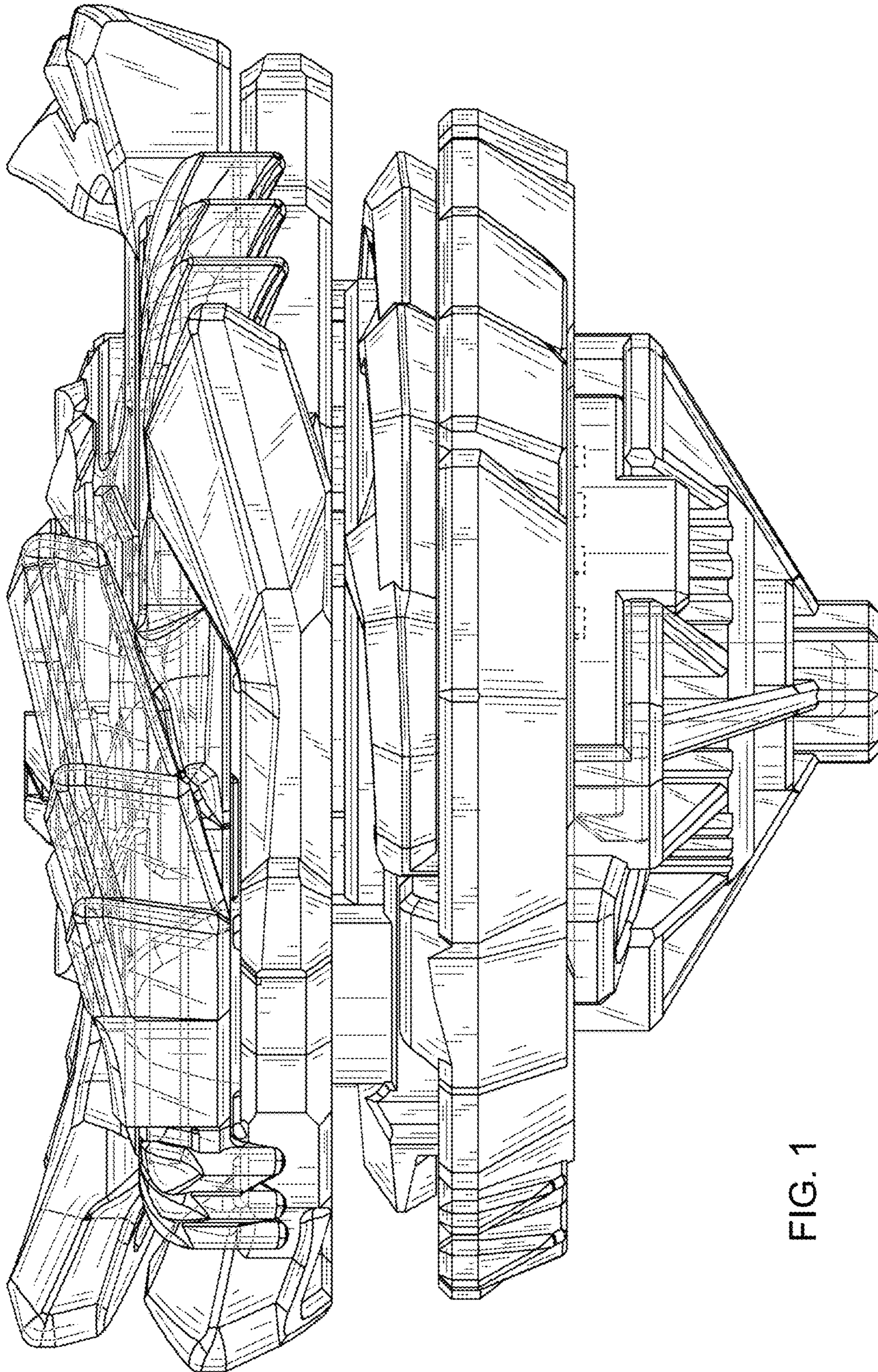


FIG. 1

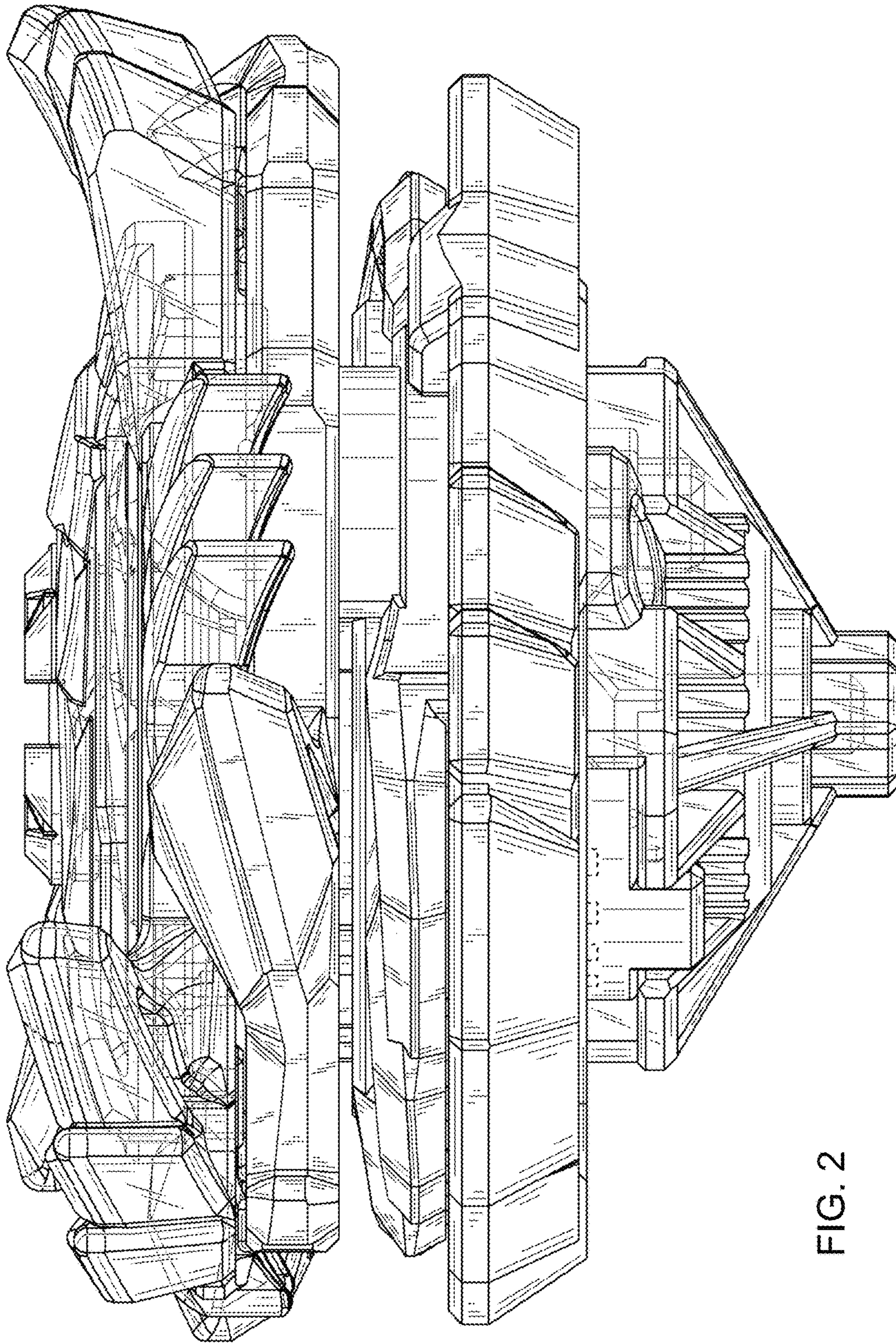


FIG. 2

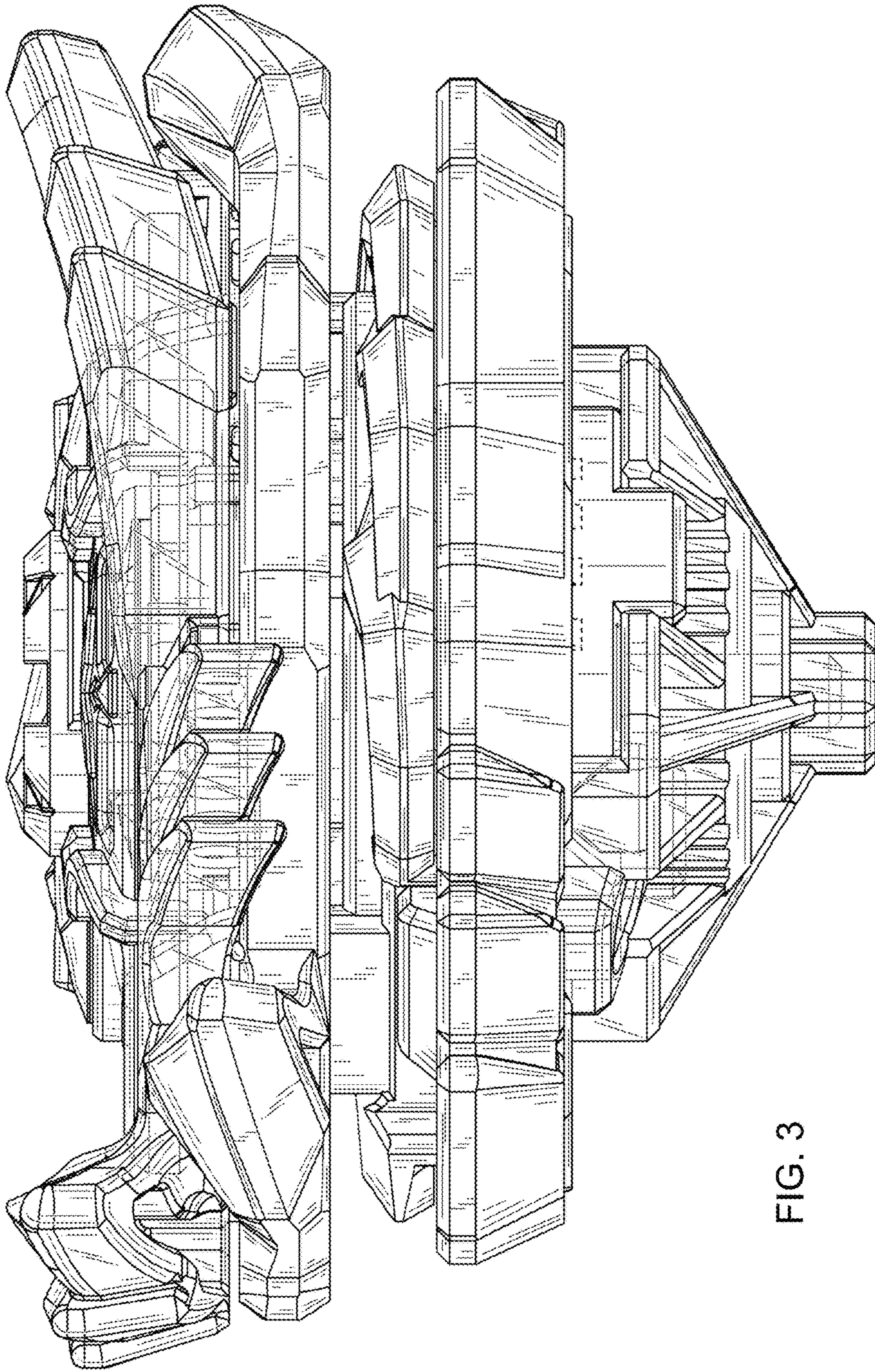


FIG. 3

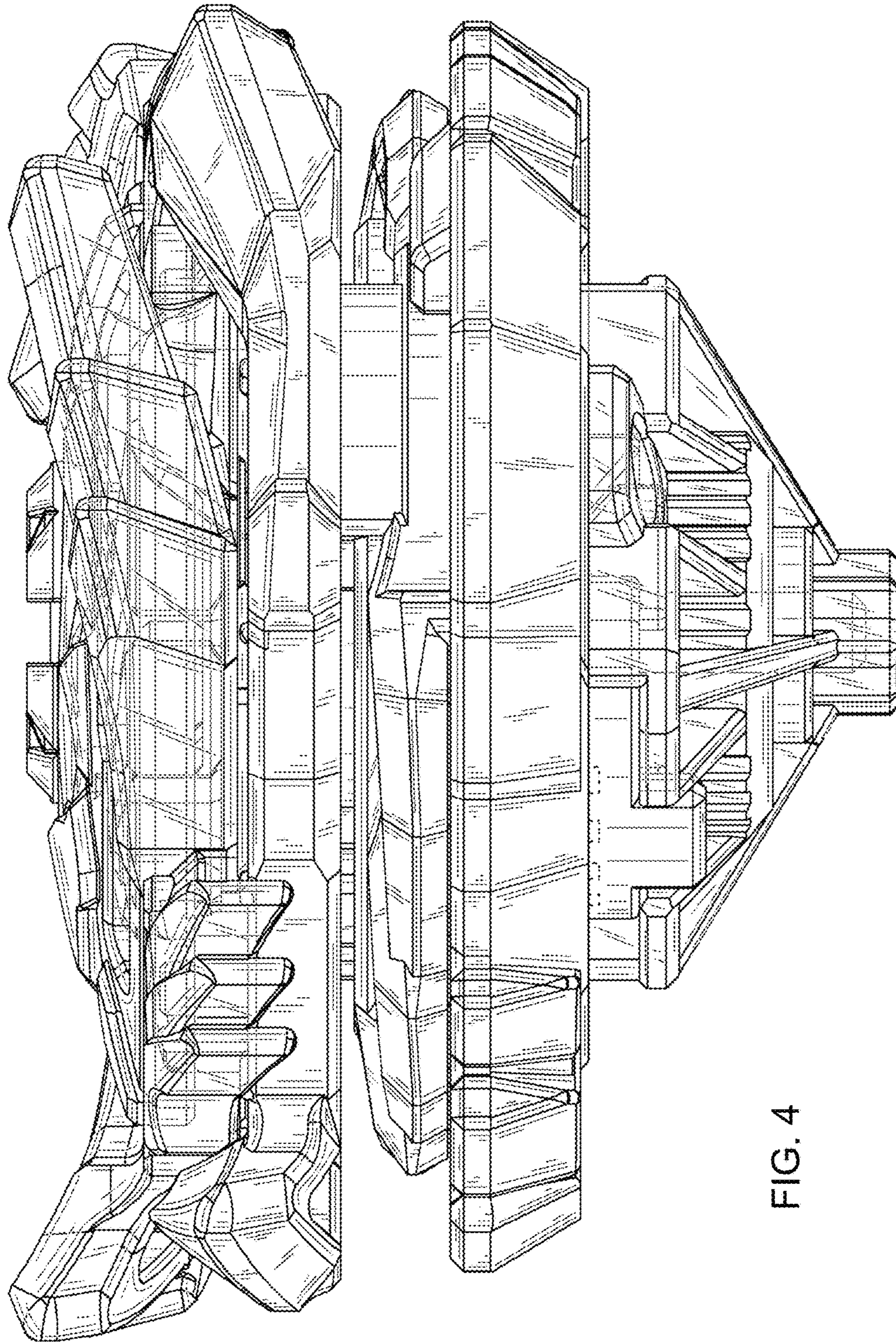


FIG. 4




FIG. 5

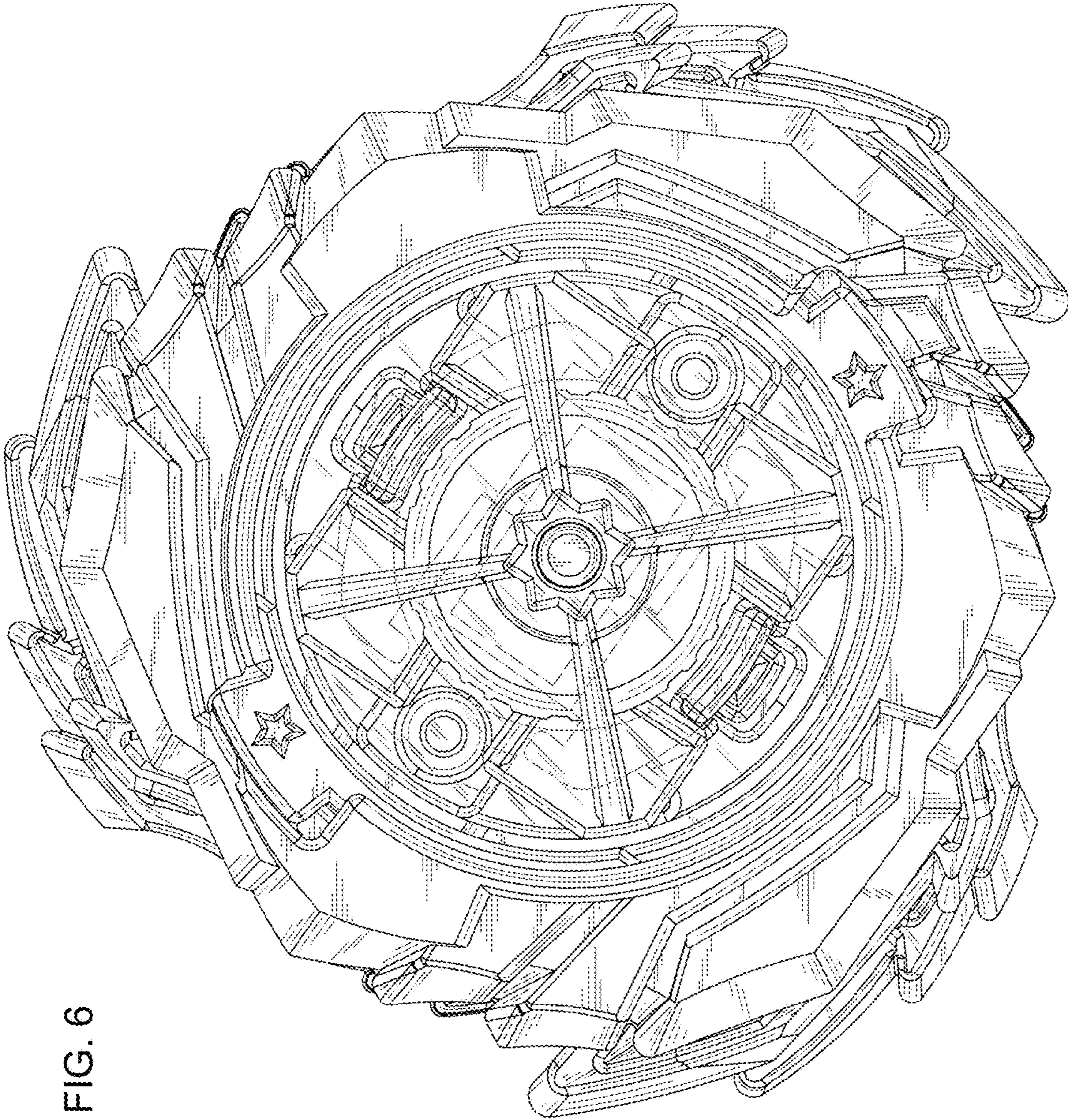


FIG. 6

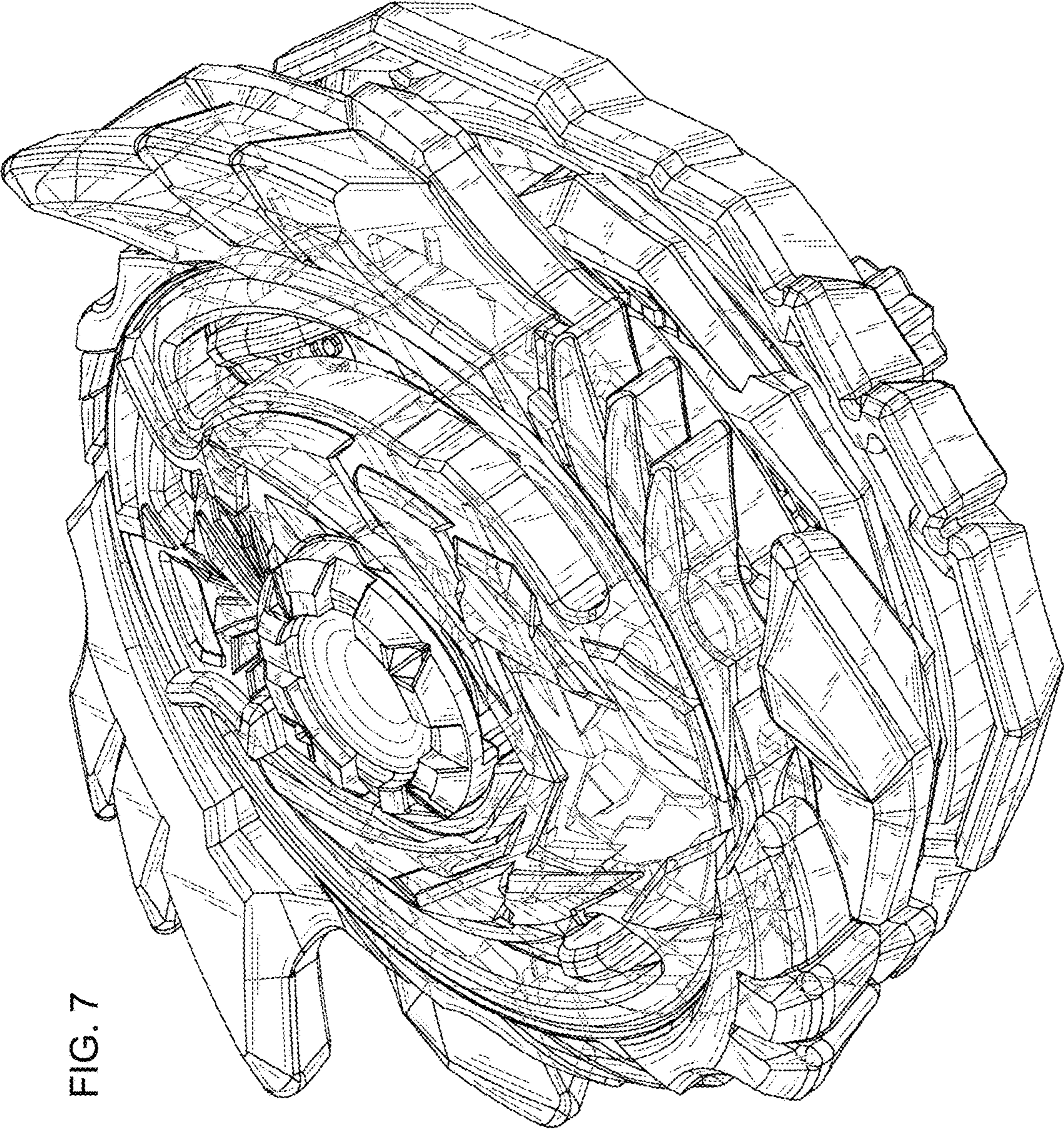


FIG. 7

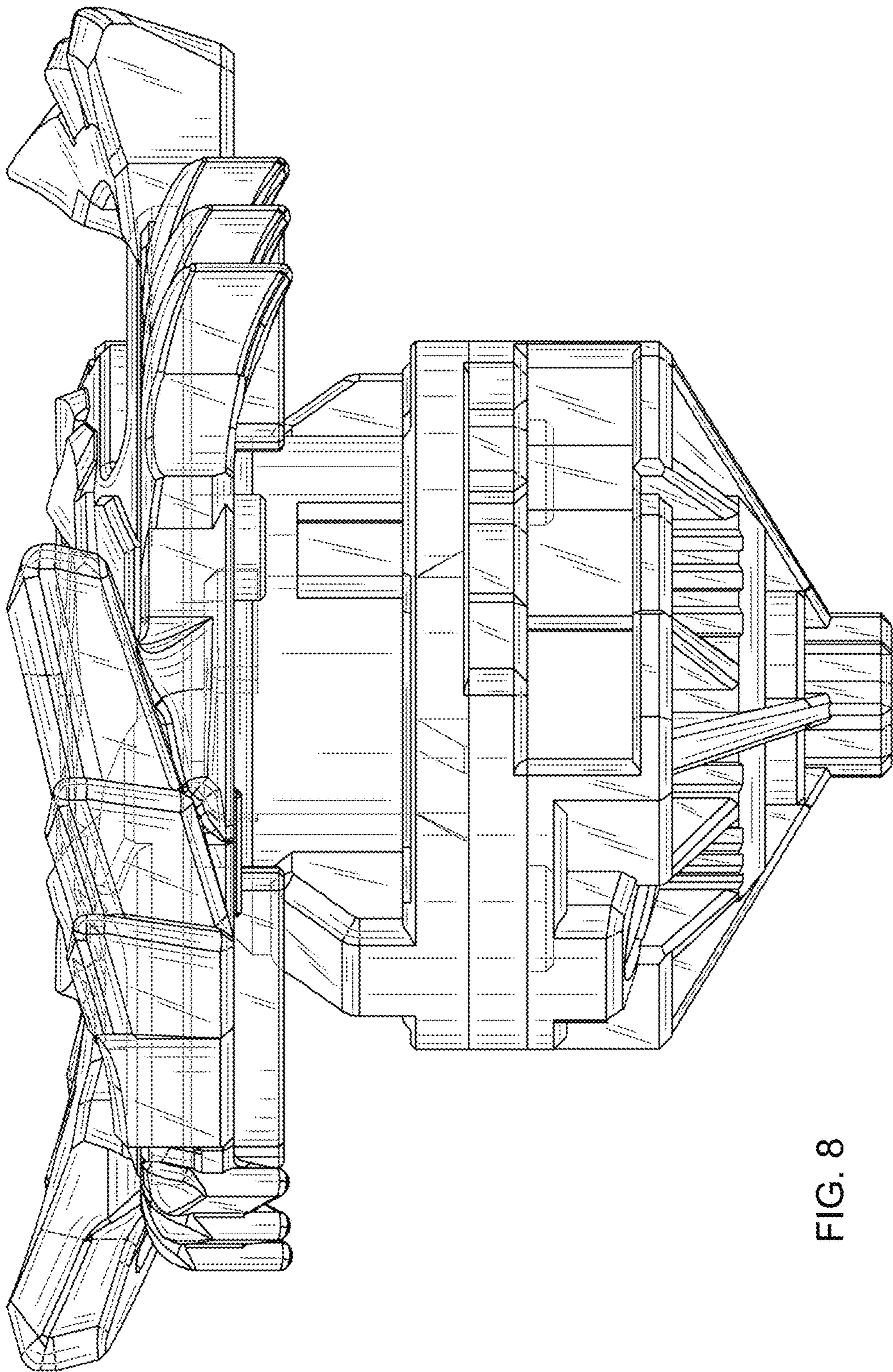


FIG. 8




FIG. 9