

US00D825662S

(12) **United States Design Patent** (10) **Patent No.:** **US D825,662 S**
Van Den Broecke et al. (45) **Date of Patent:** **** *Aug. 14, 2018**

- (54) **WRITING INSTRUMENT**
- (71) Applicant: **Sanford, L.P.**, Downers Grove, IL (US)
- (72) Inventors: **Stefaan Van Den Broecke**, Kalamazoo, MI (US); **Ejung Kim**, Kalamazoo, MI (US); **Alfredo Carreno**, Portage, MI (US)
- (73) Assignee: **Sanford, L.P.**, Atlanta, GA (US)
- (*) Notice: This patent is subject to a terminal disclaimer.
- (**) Term: **15 Years**
- (21) Appl. No.: **29/572,777**
- (22) Filed: **Jul. 29, 2016**
- (51) **LOC (11) Cl.** **19-06**
- (52) **U.S. Cl.**
USPC **D19/169; D19/904; D19/914**
- (58) **Field of Classification Search**
USPC D14/411, 431; D19/115-204, 108
CPC . B43K 7/00; B43K 7/005; B43K 7/12; B43K 8/04; B43K 8/06; B43K 19/00; B43K 19/02; B43K 19/14; B43K 21/006; B43K 21/06; B43K 23/06; B43K 24/08
See application file for complete search history.

- (56) **References Cited**
U.S. PATENT DOCUMENTS
- D137,496 S * 3/1944 Lustig 206/537
- 2,547,541 A * 4/1951 Rosenthal B43K 8/024
401/199
- D254,315 S * 2/1980 Carre D19/164
- D260,101 S * 8/1981 Gomez D19/168
- 4,371,278 A * 2/1983 Joo G10D 7/06
401/195
- D270,843 S * 10/1983 Itoh D19/169
- D294,281 S * 2/1988 Song D19/186

- D310,684 S * 9/1990 Itoh D19/195
- D329,459 S * 9/1992 Sullivan 401/195
- D329,461 S * 9/1992 Katami D19/168
- D341,623 S * 11/1993 Chuang 401/57
- D358,167 S * 5/1995 Herbst D19/168
- D377,193 S * 1/1997 Takemura D19/135
- D378,761 S * 4/1997 Sekine D19/165
- 5,676,480 A * 10/1997 Tosto A45D 19/02
132/108
- D401,278 S * 11/1998 Hu D19/169
- D414,202 S * 9/1999 Pellissa Beneyto D19/171
- D416,940 S * 11/1999 Ito D19/166
- D447,173 S * 8/2001 Yoon D19/166
- D460,110 S * 7/2002 Kobayashi D19/166
- 6,599,045 B1 * 7/2003 Kolb B43K 29/00
33/18.2
- D480,422 S * 10/2003 Belmondo D19/165
- D480,423 S * 10/2003 Kung D19/172
- D553,189 S * 10/2007 Qiu D19/168
- D568,932 S * 5/2008 Qiu D19/166

(Continued)

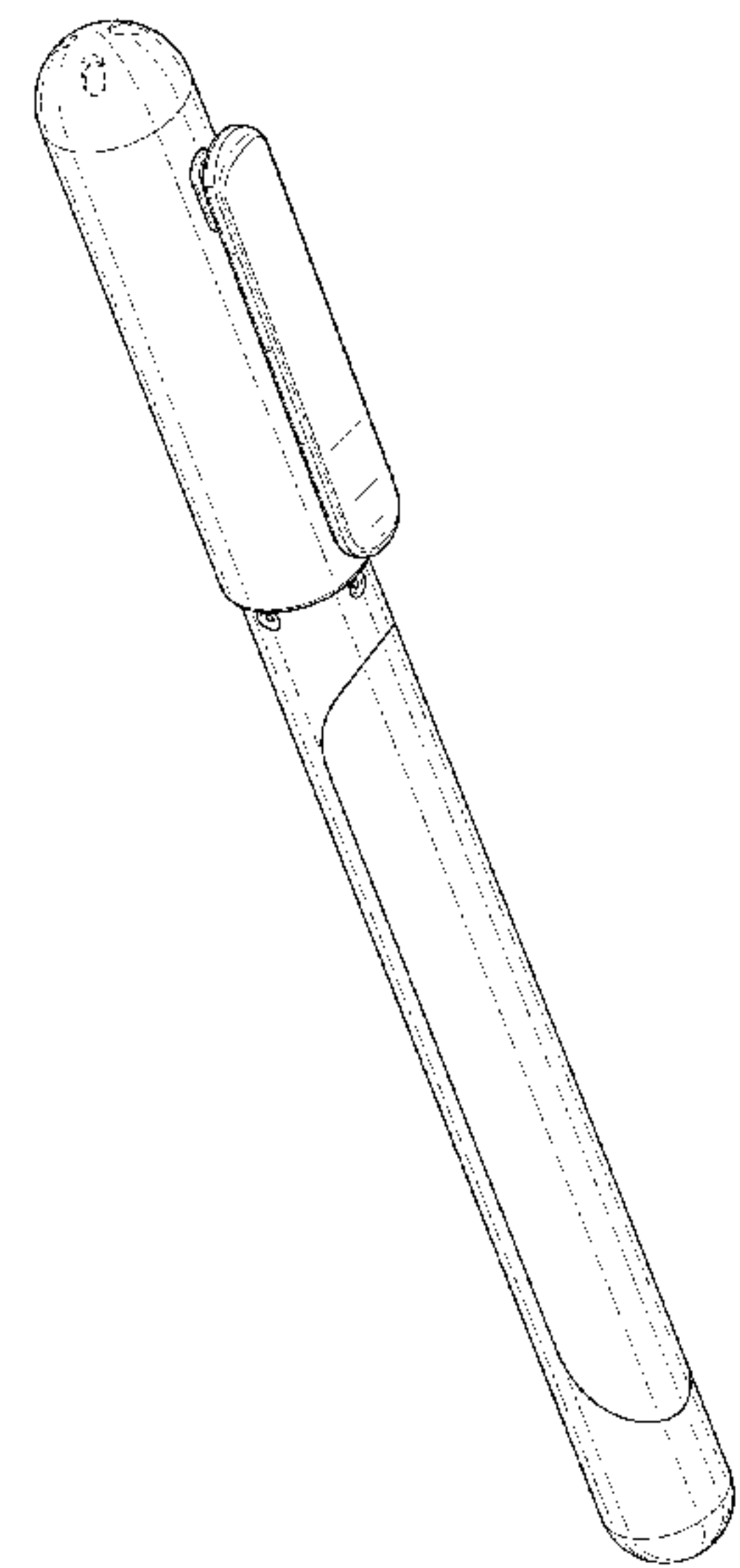
Primary Examiner — Elizabeth Albert
(74) *Attorney, Agent, or Firm* — Eversheds Sutherland (US) LLP

(57) **CLAIM**
The ornamental design for a “writing instrument,” as shown and described.

DESCRIPTION

FIG. 1 is a perspective view of a writing instrument showing a new design;
FIG. 2 is a front view thereof;
FIG. 3 is a back view thereof;
FIG. 4 is a left view thereof;
FIG. 5 is a right view thereof;
FIG. 6 is a top view thereof; and,
FIG. 7 is a bottom view thereof.
The broken lines are shown for the purpose of illustrating environmental subject matter and parts of the writing instrument that form no part of the claimed design.

1 Claim, 4 Drawing Sheets



(56)

References Cited

U.S. PATENT DOCUMENTS

D572,760 S *	7/2008	Ma	D19/167
D608,393 S *	1/2010	Koreska	D19/165
D647,961 S *	11/2011	Zhang	D19/166
D669,127 S *	10/2012	Chen	D19/169
D682,936 S *	5/2013	Larson	D19/169
D688,304 S *	8/2013	Larson	D19/165
D691,196 S *	10/2013	Lv	D19/165
D696,346 S *	12/2013	Lv	D19/165
D708,263 S *	7/2014	Laemle	D19/179
D729,874 S *	5/2015	Larson	D19/169
2010/0316428 A1 *	12/2010	Hillemann	B43K 19/02 401/49

* cited by examiner

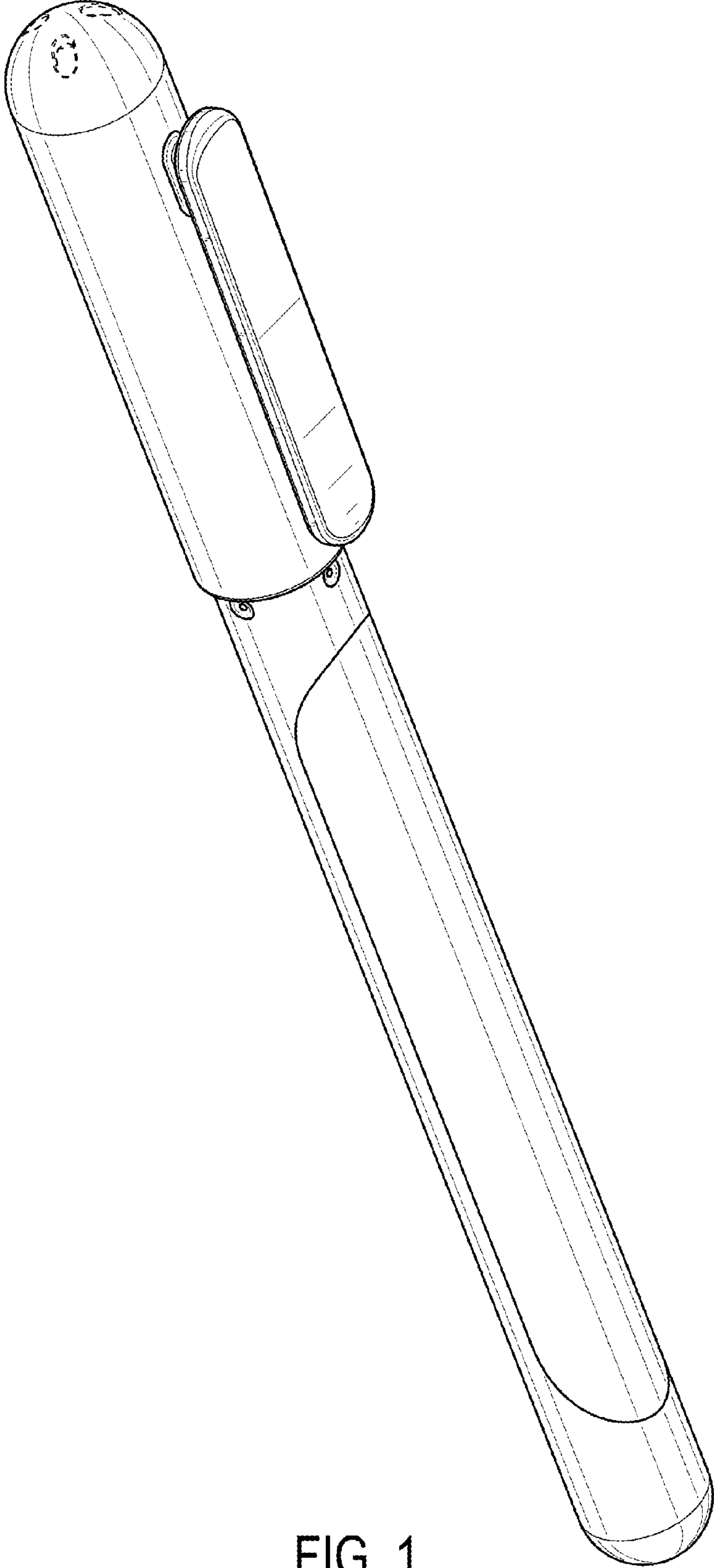


FIG. 1




FIG. 2

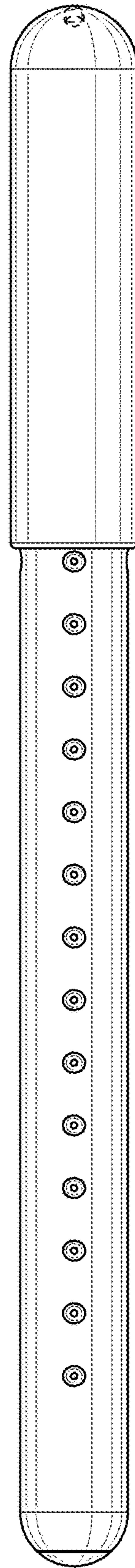


FIG. 3

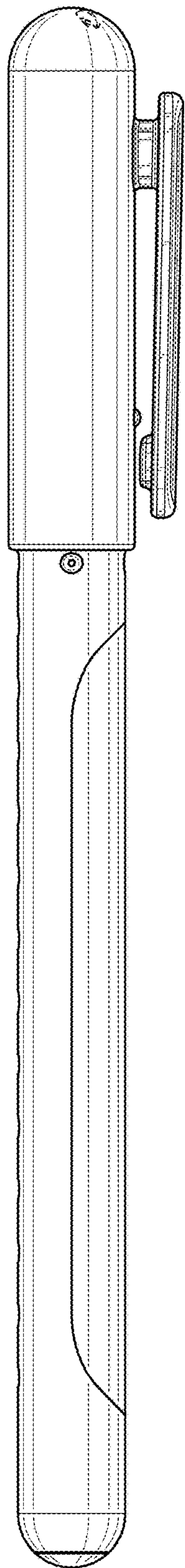


FIG. 4

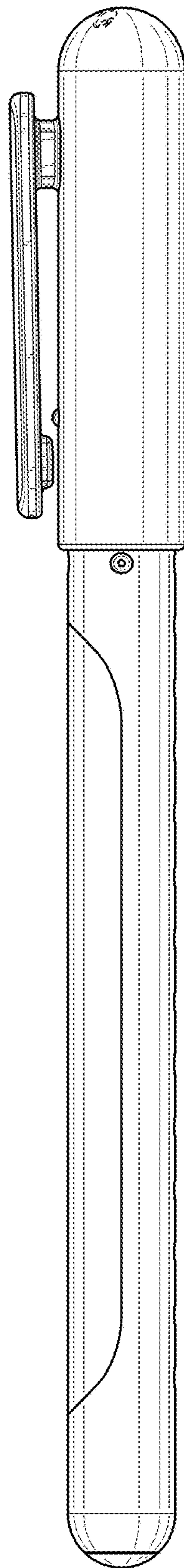


FIG. 5

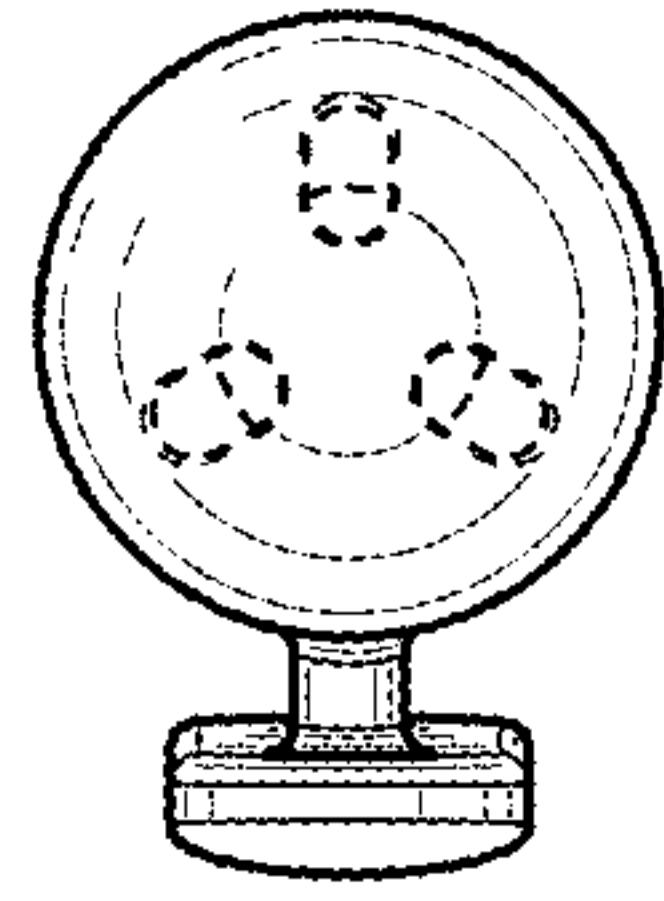


FIG. 6

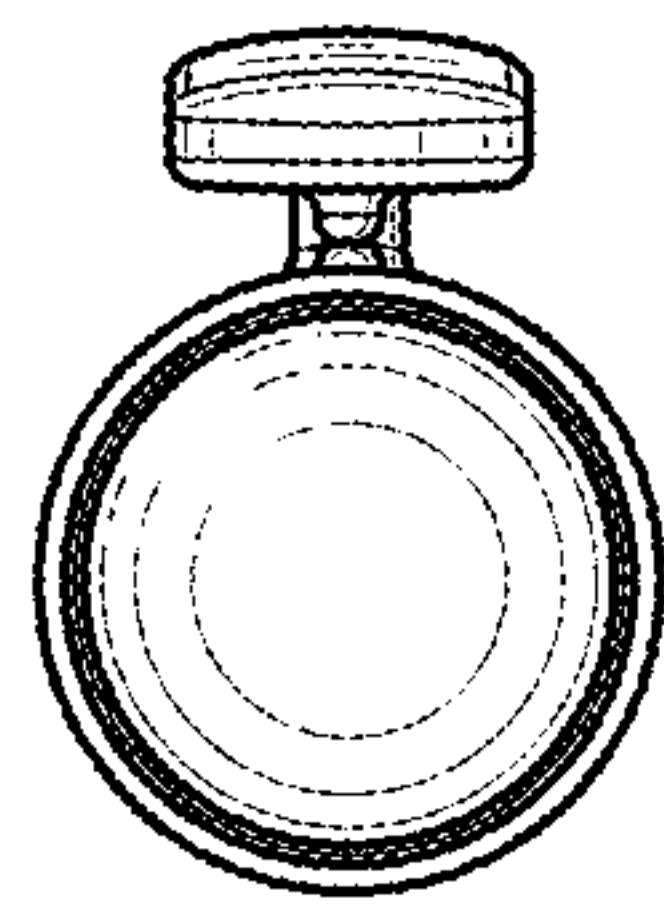


FIG. 7