



US00D825661S

(12) **United States Design Patent**
Zavada

(10) **Patent No.:** **US D825,661 S**

(45) **Date of Patent:** **** *Aug. 14, 2018**

(54) **WRITING INSTRUMENT**

(71) Applicant: **Sanford, L.P.**, Atlanta, GA (US)

(72) Inventor: **Mark Zavada**, Kalamazoo, MI (US)

(73) Assignee: **Sanford, L.P.**, Atlanta, GA (US)

(*) Notice: This patent is subject to a terminal disclaimer.

(**) Term: **15 Years**

(21) Appl. No.: **29/538,795**

(22) Filed: **Sep. 8, 2015**

(51) **LOC (11) Cl.** **19-06**

(52) **U.S. Cl.**
USPC **D19/164**

(58) **Field of Classification Search**
USPC D19/196, 187, 179, 177, 176, 175, 173,
D19/169, 153, 117, 113, 164
CPC B43K 24/03; B43K 23/12; B43K 23/001;
G09B 5/04; G06F 3/03545
See application file for complete search history.

(56) **References Cited**

U.S. PATENT DOCUMENTS

D465,521 S * 11/2002 Qiu D19/176
D478,350 S * 8/2003 Furlong D19/164
D607,052 S * 12/2009 Siegel D19/166

D612,422 S * 3/2010 Suero, Jr. D19/166
D612,424 S * 3/2010 Suero, Jr. D19/164
D612,426 S * 3/2010 Suero, Jr. D19/166

FOREIGN PATENT DOCUMENTS

KR 300617894 * 10/2011

* cited by examiner

Primary Examiner — Robin V Webster

Assistant Examiner — Laura H Yu

(74) *Attorney, Agent, or Firm* — Eversheds Sutherland (US) LLP

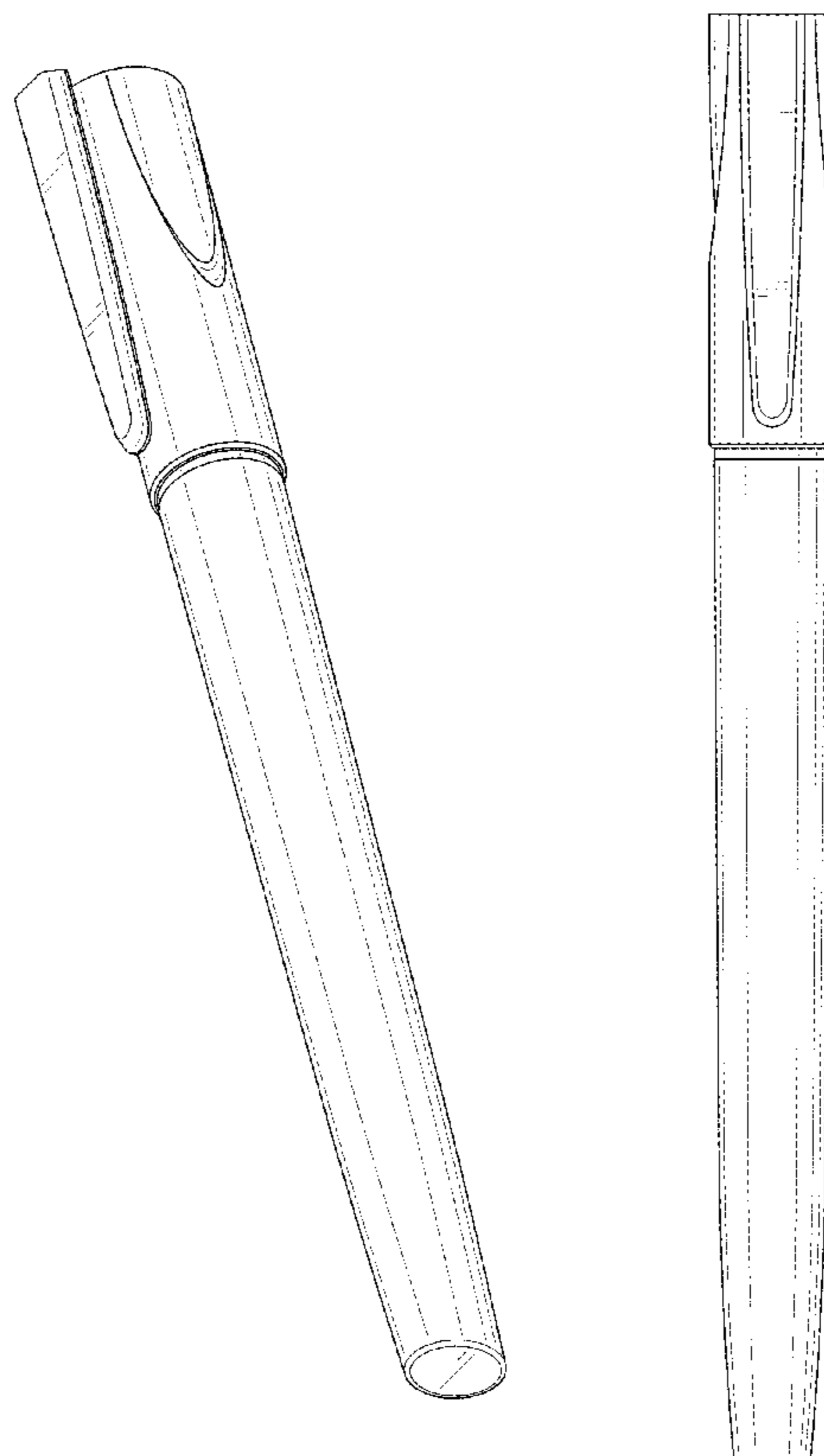
(57) **CLAIM**

We claim the ornamental design for a writing instrument, as shown and described.

DESCRIPTION

FIG. 1 is a perspective view of a writing instrument showing my design;
FIG. 2 is a front view thereof;
FIG. 3 is a back view thereof;
FIG. 4 is a right view thereof;
FIG. 5 is a left view thereof;
FIG. 6 is a top view thereof; and,
FIG. 7 is a bottom view thereof.
The broken lines show portions of the writing instrument that form no part of the claimed design.

1 Claim, 4 Drawing Sheets



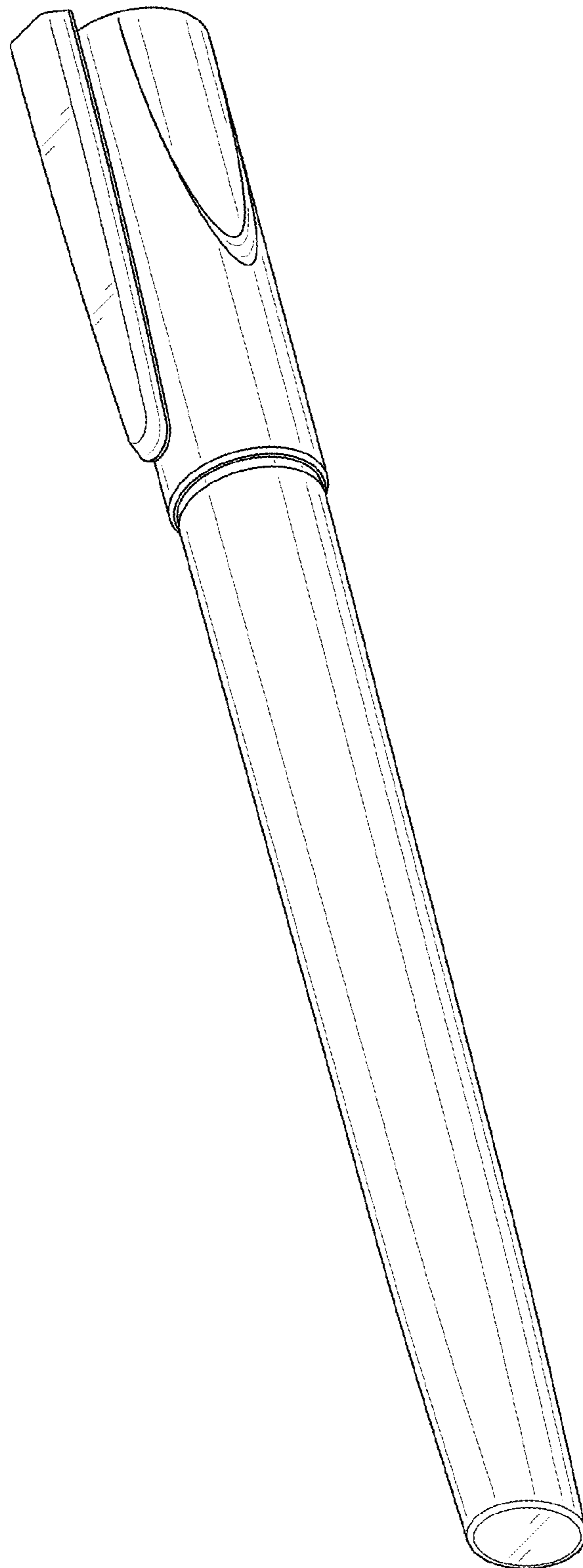


FIG. 1

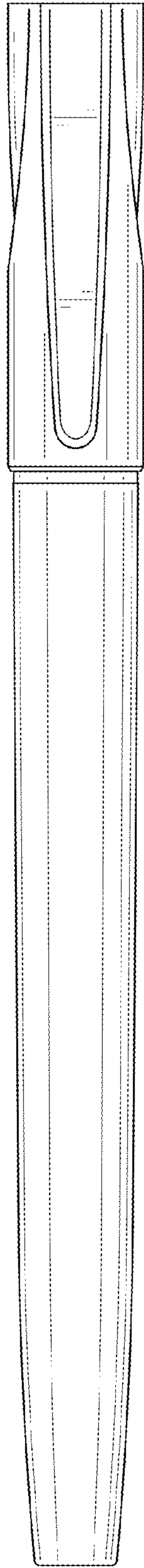


FIG. 2




FIG. 3




FIG. 4

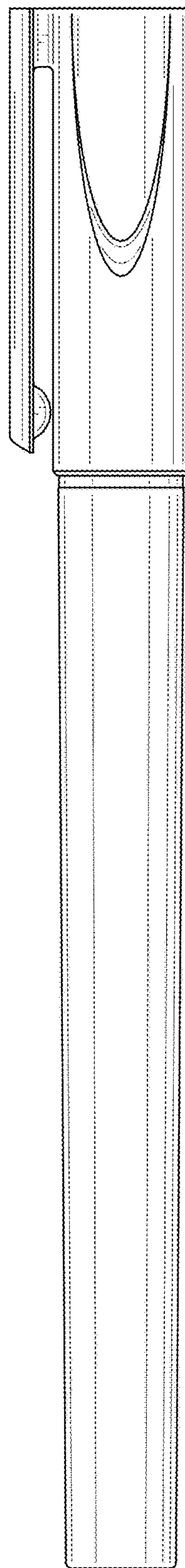


FIG. 5

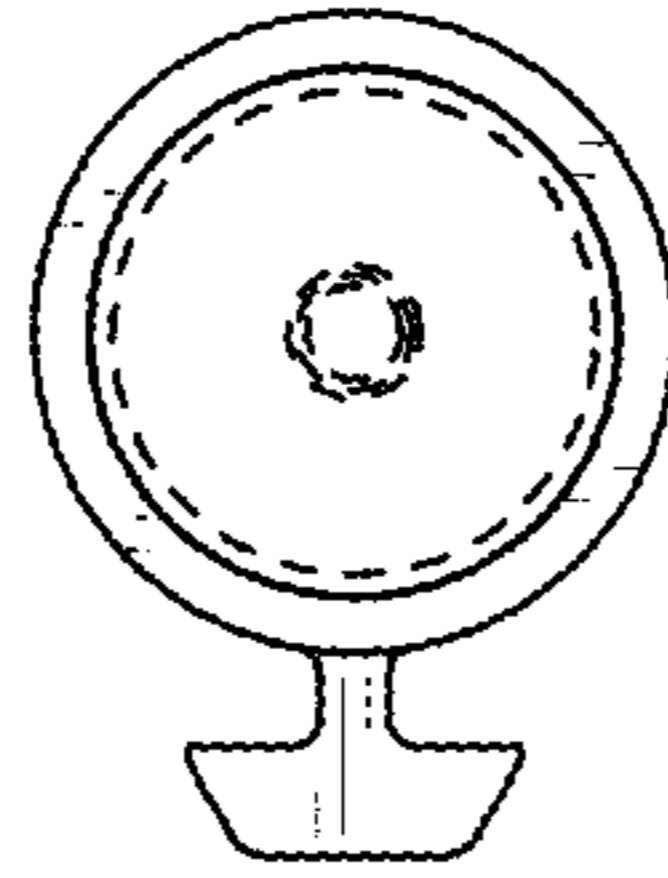


FIG. 6

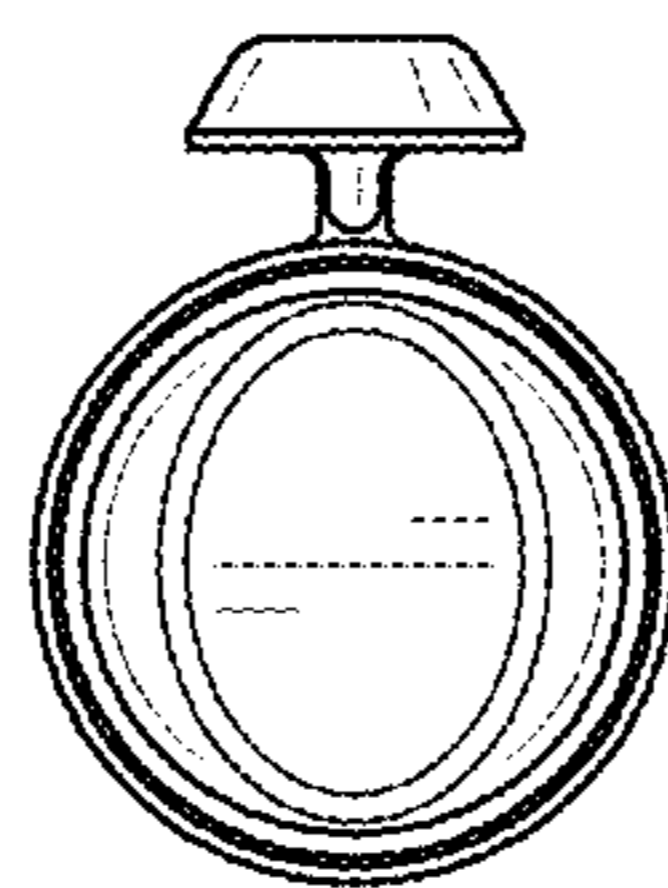


FIG. 7