



US00D825660S

(12) **United States Design Patent**
Hung

(10) **Patent No.:** **US D825,660 S**

(45) **Date of Patent:** **** Aug. 14, 2018**

- (54) **PEN**
- (71) Applicant: **Peter M.H. Hung**, Kowloon (HK)
- (72) Inventor: **Peter M.H. Hung**, Kowloon (HK)
- (73) Assignee: **Fulon Development Limited**, Kowloon (HK)
- (**) Term: **15 Years**
- (21) Appl. No.: **29/595,359**
- (22) Filed: **Feb. 28, 2017**
- (51) **LOC (11) Cl.** **19-06**
- (52) **U.S. Cl.**
USPC **D19/117**
- (58) **Field of Classification Search**
USPC D19/196, 187, 179, 177, 176, 175, 173,
D19/169, 153, 117, 113, 164, 906, 904,
D19/912, 916, 917, 918
CPC B43K 24/03; B43K 23/12; B43K 23/001;
G09B 5/04; G06F 3/03545
See application file for complete search history.

- D580,489 S * 11/2008 Ma D19/117
- D667,876 S * 9/2012 Xie D19/163
- D669,124 S * 10/2012 Jiang D19/163
- D679,321 S * 4/2013 Walton D19/119
- D737,375 S * 8/2015 Tam D19/118
- D780,266 S * 2/2017 Rimoux D19/117

* cited by examiner

Primary Examiner — Cynthia Ramirez

Assistant Examiner — Laura H Yu

(57) **CLAIM**

The ornamental design for a pen, as shown and described.

DESCRIPTION

FIG. 1 is a front elevational view of a pen showing my new design;
 FIG. 2 is a rear elevational view thereof;
 FIG. 3 is a left side view thereof;
 FIG. 4 is a right side view thereof;
 FIG. 5 is a top plan view thereof;
 FIG. 6 is a bottom plan view thereof;
 FIG. 7 is a perspective view thereof; and,
 FIG. 8 is a perspective view of the pen with its caps detached.

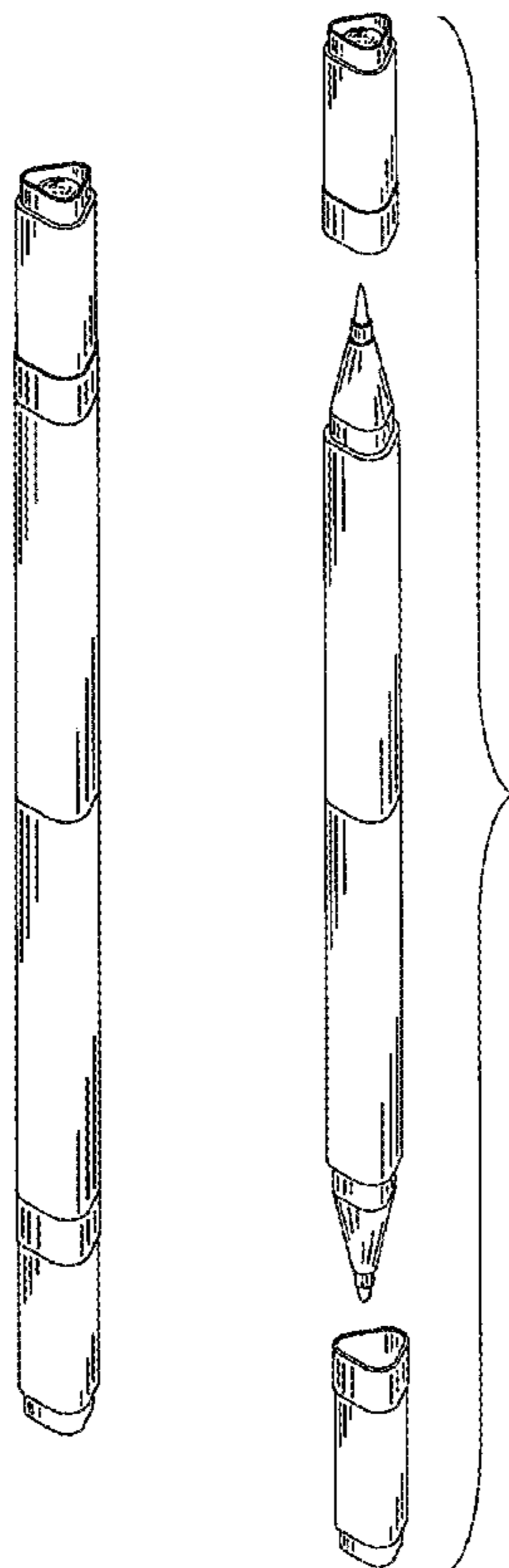
The broken lines shown on the cap in FIGS. 5, 6, 7, and 8 are to show portions of the pen that form no part of the claimed design.

(56) **References Cited**

U.S. PATENT DOCUMENTS

- D369,384 S * 4/1996 Yasoshima D19/117
- D457,916 S * 5/2002 Reichmann D19/163

1 Claim, 3 Drawing Sheets



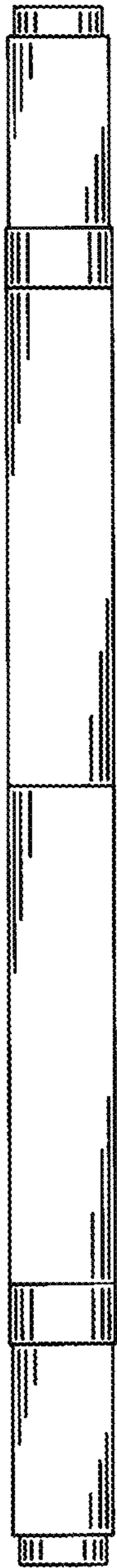


FIG. 1

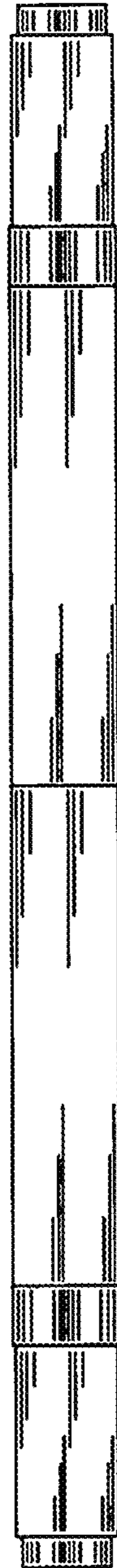


FIG. 2

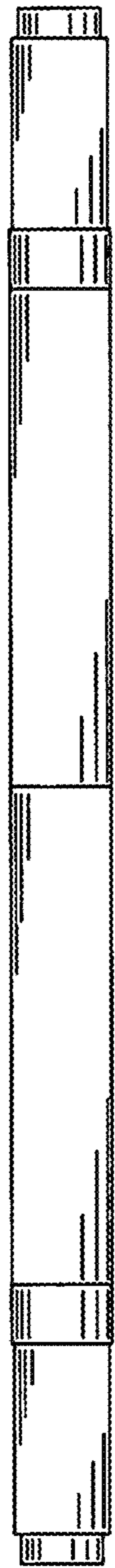


FIG. 3



FIG. 5

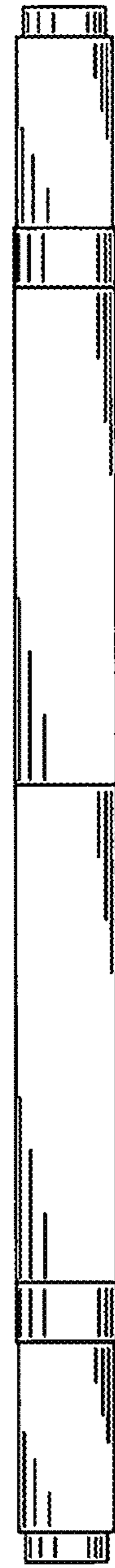


FIG. 4



FIG. 6



FIG. 7

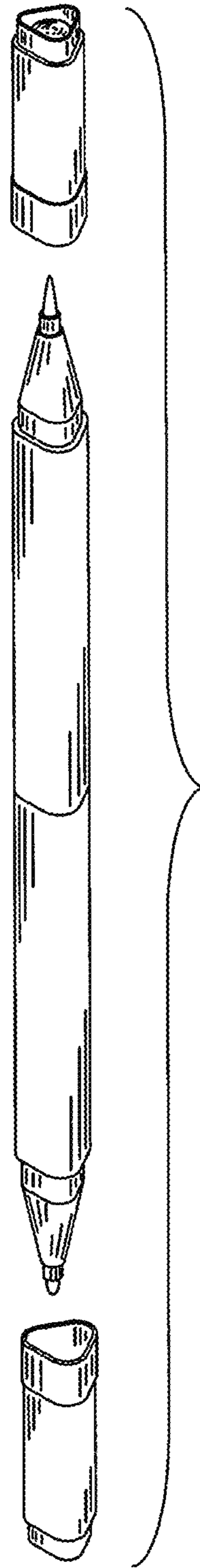


FIG. 8