



US00D825659S

(12) **United States Design Patent** (10) **Patent No.:** **US D825,659 S**  
**He** (45) **Date of Patent:** **\*\* Aug. 14, 2018**

(54) **PICTURE DISPLAY BOARD**  
(71) Applicant: **Yudong He**, Ningbo (CN)  
(72) Inventor: **Yudong He**, Ningbo (CN)  
(\*\*) Term: **15 Years**  
(21) Appl. No.: **29/559,257**  
(22) Filed: **Mar. 25, 2016**

(30) **Foreign Application Priority Data**

Oct. 27, 2015 (CN) ..... 2015 3 0419251

(51) **LOC (11) Cl.** ..... **19-06**  
(52) **U.S. Cl.**  
USPC ..... **D19/113; D6/300**  
(58) **Field of Classification Search**  
USPC ..... D6/300-314; D14/448, 450, 239;  
D19/113, 114; D20/42, 43  
CPC ..... A47G 1/06; A47G 1/0605; A47G 1/0627;  
A47G 1/0638; A47G 1/14; A47G 1/141;  
A47G 1/142; A47G 1/10; A47G 1/0633  
See application file for complete search history.

(56) **References Cited**

**U.S. PATENT DOCUMENTS**

D122,801 S \* 10/1940 Mungen ..... D20/42  
2,697,293 A \* 12/1954 Greenhut ..... G09F 7/08  
248/441.1  
D247,598 S \* 3/1978 Kearney ..... D19/20  
D285,578 S \* 9/1986 Habermehl ..... D19/113  
D316,346 S \* 4/1991 Jackson ..... D6/300

D356,825 S \* 3/1995 Krawitz ..... D19/113  
D365,121 S \* 12/1995 Krawitz ..... D19/113  
5,607,070 A \* 3/1997 Hellyer ..... A47F 5/0846  
211/187  
D397,562 S \* 9/1998 DePottey ..... D25/58  
D399,265 S \* 10/1998 Chin ..... D20/42  
D400,737 S \* 11/1998 DePottey ..... D25/58  
D415,796 S \* 10/1999 Habermehl ..... D19/113  
D483,188 S \* 12/2003 Zarelius ..... D6/314  
D558,270 S \* 12/2007 Beno ..... D19/113  
D559,565 S \* 1/2008 Bakker ..... D6/332  
D562,408 S \* 2/2008 Loerakker ..... D20/43  
D645,518 S \* 9/2011 Stuke ..... D20/43  
D649,195 S \* 11/2011 Yi ..... D20/15  
D649,594 S \* 11/2011 Yi ..... D20/15  
9,076,354 B1 \* 7/2015 Peota ..... G09F 15/0018  
D767,922 S \* 10/2016 Jussila ..... D6/672

\* cited by examiner

*Primary Examiner* — Deanna L Pratt  
(74) *Attorney, Agent, or Firm* — Wang Law Firm, Inc.

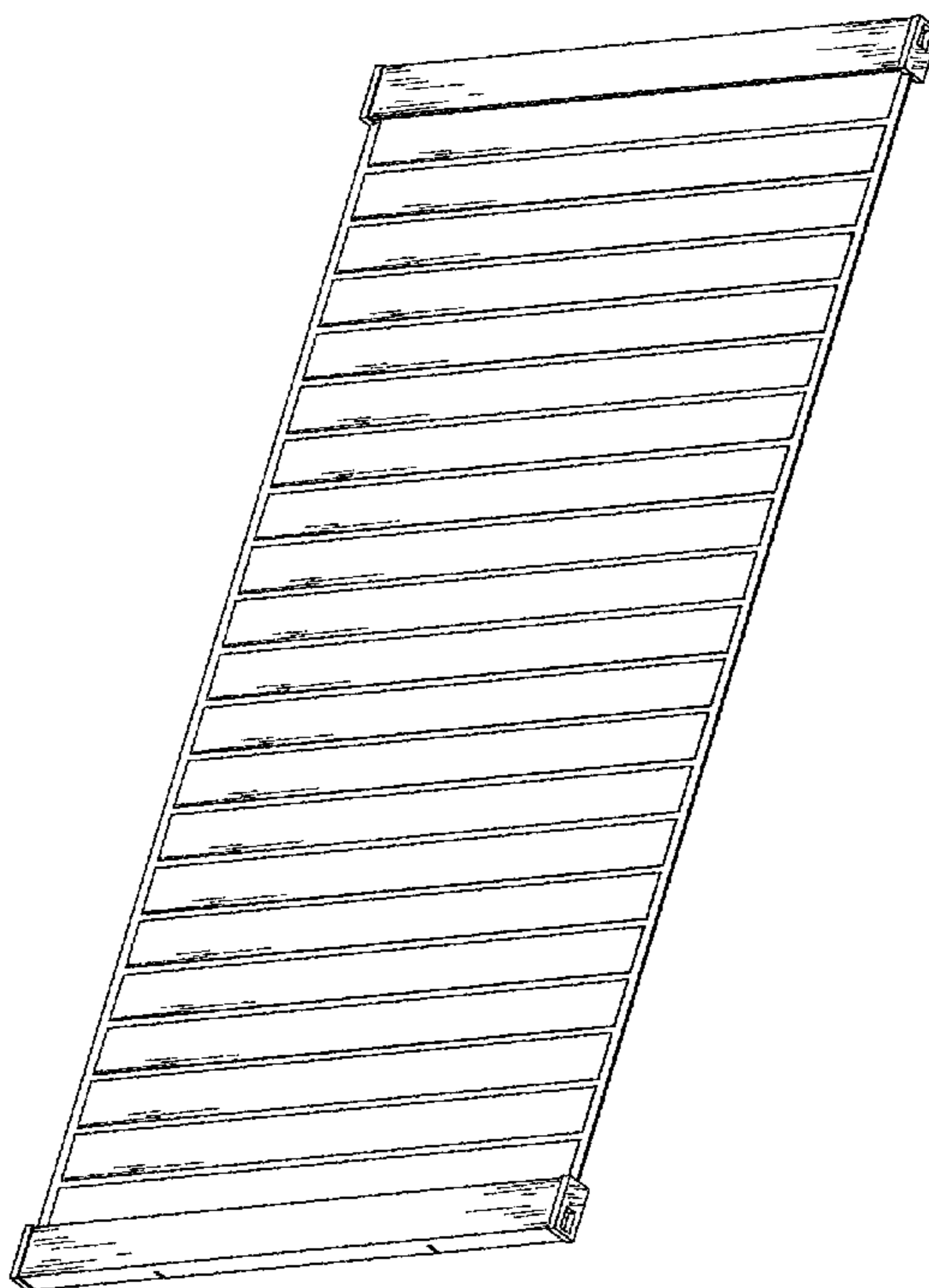
(57) **CLAIM**

The ornamental design for a picture display board, as shown and described.

**DESCRIPTION**

FIG. 1 is a front view showing my new design;  
FIG. 2 is a bottom view thereof;  
FIG. 3 is a top view thereof;  
FIG. 4 is a right view thereof;  
FIG. 5 is a left view thereof;  
FIG. 6 is a rear view thereof; and,  
FIG. 7 is a perspective view thereof.

**1 Claim, 5 Drawing Sheets**






FIG. 1




FIG. 2




FIG. 3



FIG. 4



FIG. 5




FIG. 6




FIG. 7