



US00D825624S

(12) **United States Design Patent** (10) **Patent No.:** **US D825,624 S**
Kwon et al. (45) **Date of Patent:** **** Aug. 14, 2018**

(54) **REFRIGERATOR**

(71) Applicant: **SAMSUNG ELECTRONICS CO., LTD.**, Suwon-si, Gyeonggi-do (KR)
(72) Inventors: **Yoonjoo Kwon**, Seoul (KR); **Binna Kim**, Seoul (KR); **Youngmin Park**, Seoul (KR); **Sunmin Lee**, Seoul (KR); **Honguk Lee**, Seongnam-si (KR)

(73) Assignee: **SAMSUNG ELECTRONICS CO., LTD.**, Gyeonggi-Do (KR)

(**) Term: **15 Years**

(21) Appl. No.: **29/582,563**

(22) Filed: **Oct. 28, 2016**

(30) **Foreign Application Priority Data**

May 10, 2016 (KR) 30-2016-0022036

(51) **LOC (11) Cl.** **15-07**

(52) **U.S. Cl.**
USPC **D15/91**

(58) **Field of Classification Search**
USPC D15/79-91
CPC .. F25D 11/00; F25D 17/065; F25D 2325/022;
F25D 23/069; F25D 25/025; F25D 11/02;
F25D 17/062; F25D 21/12; F25D 21/125;
F25D 21/14; F25D 2317/061; F25D
2317/067; F25D 2323/021; F25D
2323/024; F25D 23/028; F25D 23/04;
F25D 23/066; F25D 23/085; F25D
23/087; F25D 23/126; F25D 2400/02;
F25D 2400/06; F25D 2400/361; F25D
2400/40; F25D 25/005; F25D 25/02;
F25D 2600/02; F25D 2700/02; F25D
2700/12; F25D 2700/121; F25D 2700/14;
F25D 29/00

See application file for complete search history.

(56) **References Cited**

U.S. PATENT DOCUMENTS

| | | | | | | |
|----------|---|---|--------|-------------|-------|--------|
| D614,209 | S | * | 4/2010 | Kristiansen | | D15/86 |
| D674,823 | S | * | 1/2013 | Jidam | | D15/86 |
| D676,467 | S | * | 2/2013 | Kim | | D15/86 |
| D686,644 | S | * | 7/2013 | Lee | | D15/86 |
| D798,343 | S | * | 9/2017 | Kwon | | D15/86 |
| D798,344 | S | * | 9/2017 | Kim | | D15/86 |

FOREIGN PATENT DOCUMENTS

| | | | |
|----|-----------|---|--------|
| KR | 300557822 | S | 4/2010 |
| KR | 300750117 | S | 6/2014 |

* cited by examiner

Primary Examiner — Ian Simmons

Assistant Examiner — Khawaja Anwar

(74) *Attorney, Agent, or Firm* — Cantor Colburn LLP

(57) **CLAIM**

The ornamental design for a refrigerator, as shown and described.

DESCRIPTION

FIG. 1 is a front perspective view of a refrigerator showing our new design;
FIG. 2 is a front view thereof;
FIG. 3 is a rear view thereof;
FIG. 4 is a left-side view thereof;
FIG. 5 is a right-side view thereof;
FIG. 6 is a top view thereof; and,
FIG. 7 is a bottom view thereof.
The broken lines depict portions of a refrigerator that form no part of the claimed design.
The dot dash lines in the figures represent an unclaimed boundary line and form no part of the claimed design.

1 Claim, 7 Drawing Sheets

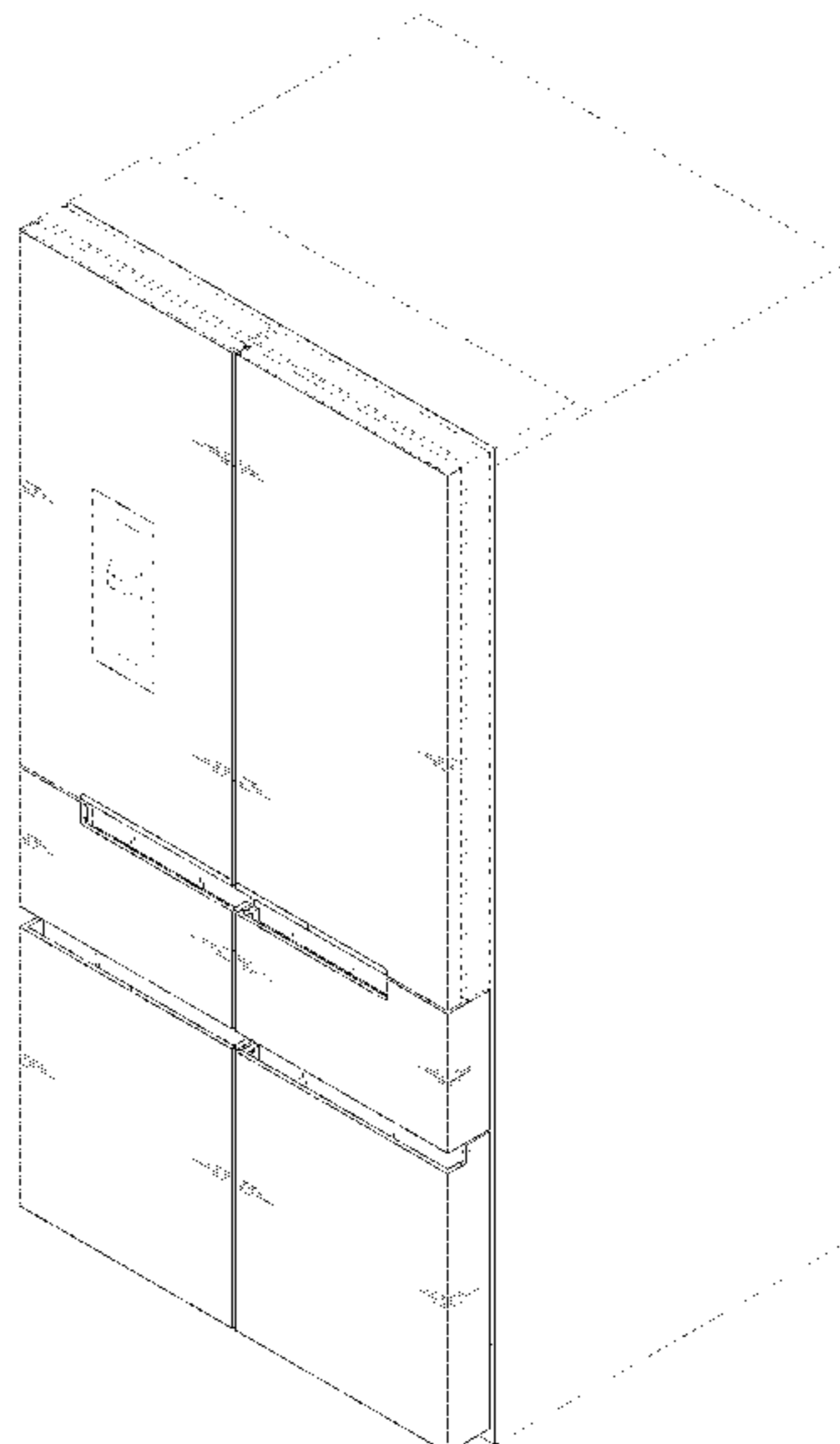


FIG. 1

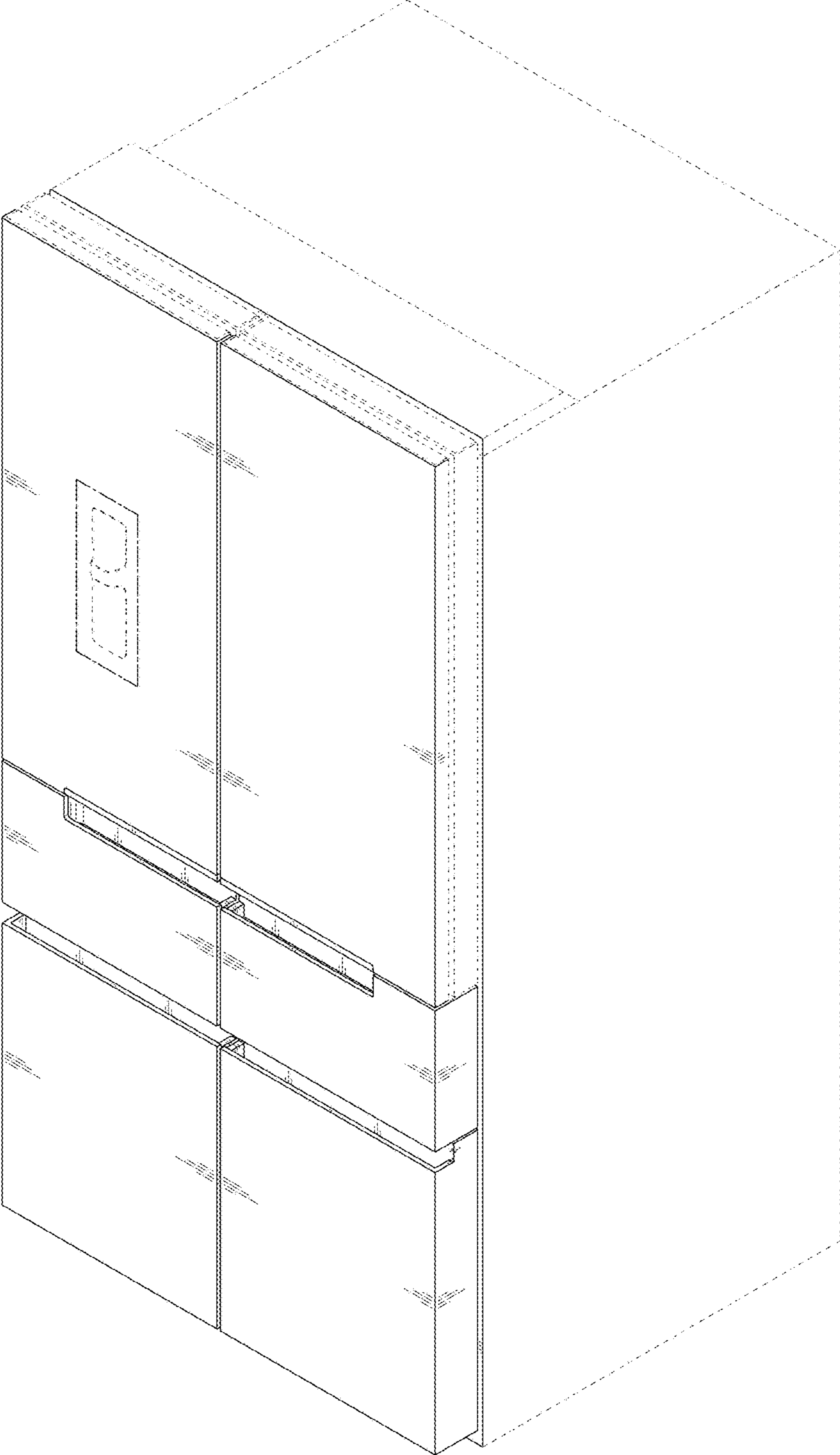


FIG. 2

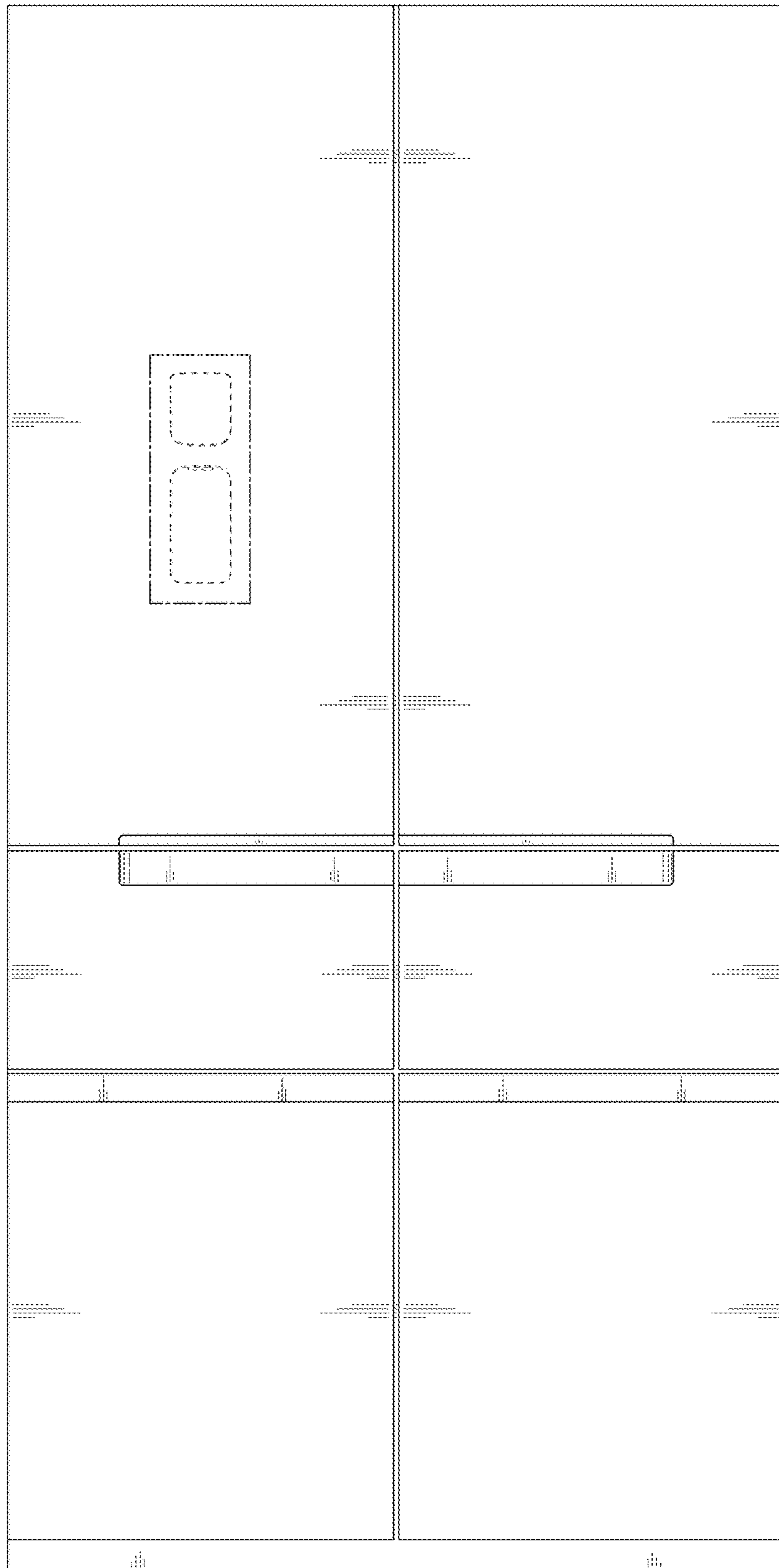


FIG. 3



FIG. 4

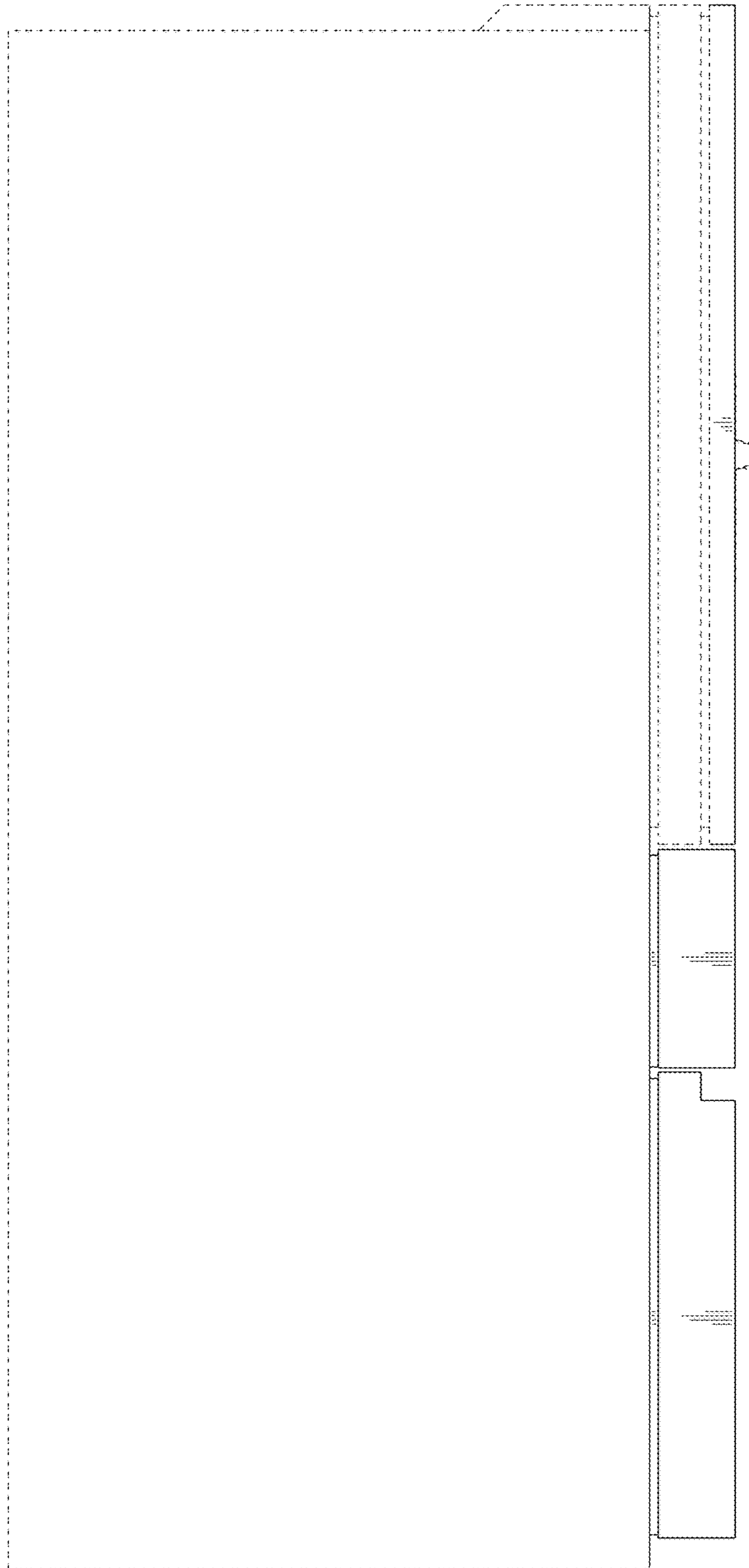


FIG. 5

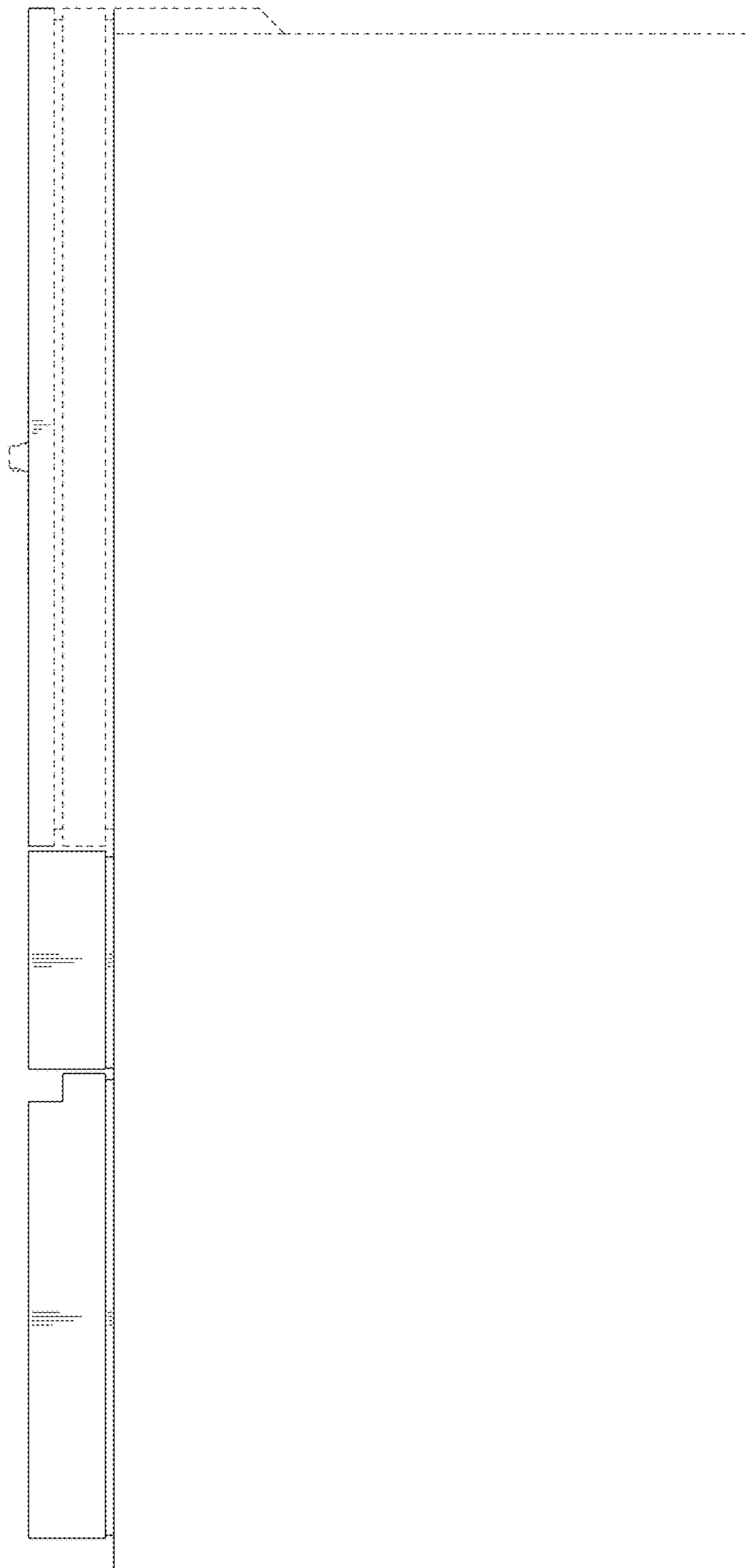


FIG. 6

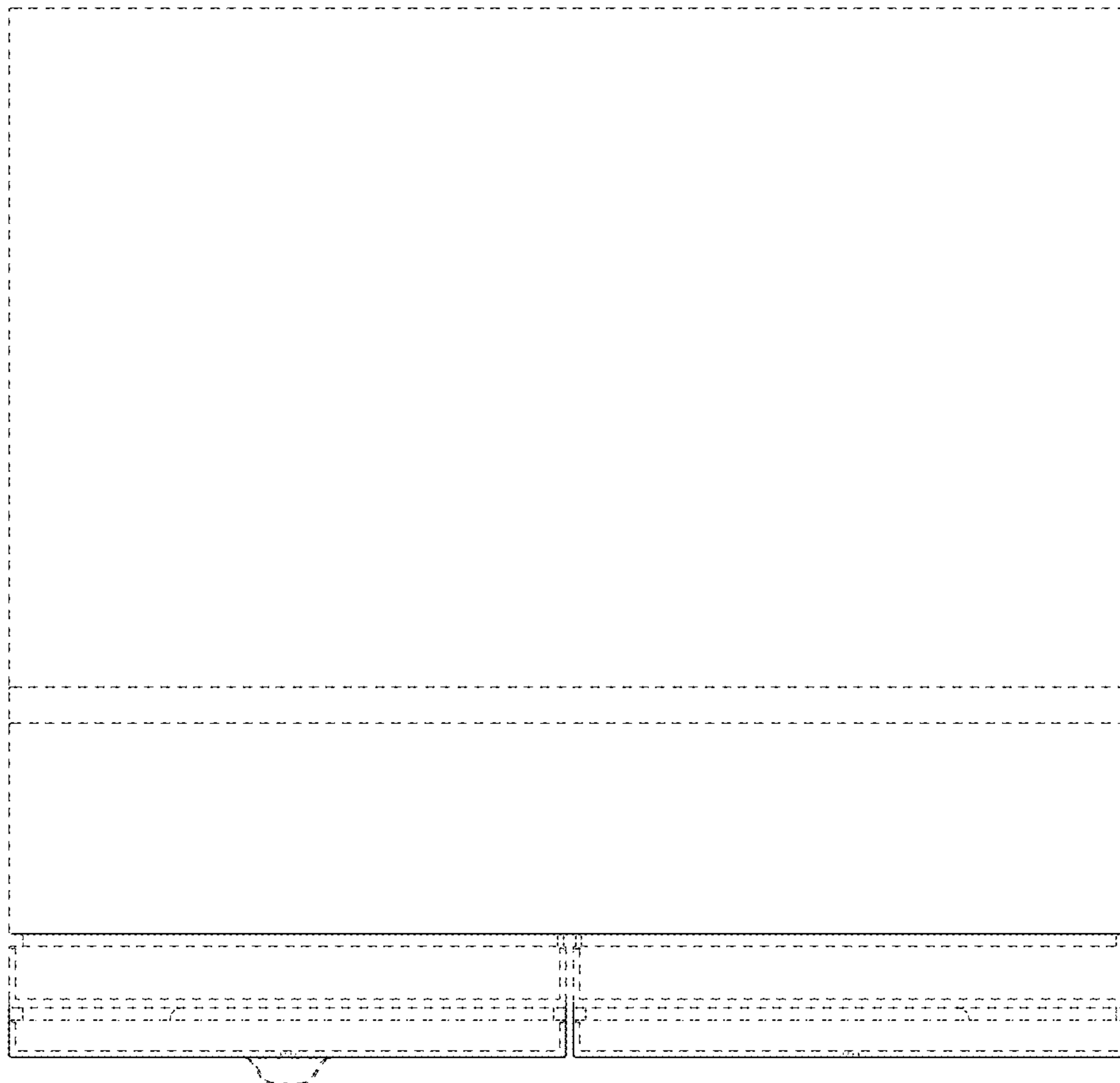


FIG. 7

