



US00D825622S

(12) **United States Design Patent** (10) **Patent No.:** **US D825,622 S**  
**Kwon et al.** (45) **Date of Patent:** **\*\* Aug. 14, 2018**

(54) **REFRIGERATOR**

(71) Applicant: **Samsung Electronics Co., Ltd.**,  
Suwon-si (KR)  
(72) Inventors: **Yoonjoo Kwon**, Seoul (KR);  
**Cheolwoong Seo**, Seongnam-si (KR);  
**Jae-Moon Lee**, Seoul (KR); **Binna**  
**Kim**, Seoul (KR); **Hyunsoo Kim**,  
Seongnam-si (KR); **Sunmin Lee**, Seoul  
(KR)

(73) Assignee: **Samsung Electronics Co., Ltd.**,  
Suwon-si (KR)

(\*\*) Term: **15 Years**

(21) Appl. No.: **29/594,875**

(22) Filed: **Feb. 23, 2017**

(30) **Foreign Application Priority Data**

Sep. 1, 2016 (KR) ..... 30-2016-0042990

(51) **LOC (11) Cl.** ..... **15-07**

(52) **U.S. Cl.**  
USPC ..... **D15/88**

(58) **Field of Classification Search**  
USPC ..... D15/79-91  
CPC .. F25D 11/00; F25D 17/065; F25D 2325/022;  
F25D 23/069; F25D 25/025; F25D 11/02;  
F25D 17/062; F25D 21/12; F25D 21/125;  
F25D 21/14; F25D 2317/061; F25D  
2317/067; F25D 2323/021; F25D  
2323/024; F25D 23/028; F25D 23/04;  
F25D 23/066; F25D 23/085; F25D  
23/087; F25D 23/126; F25D 2400/02;  
F25D 2400/06; F25D 2400/361; F25D  
2400/40; F25D 25/005; F25D 25/02;  
F25D 2600/02; F25D 2700/02; F25D  
2700/12; F25D 2700/121; F25D 2700/14;  
F25D 29/00

See application file for complete search history.

(56) **References Cited**

U.S. PATENT DOCUMENTS

D118,645 S *	1/1940	Morgan	.....	D15/88
D134,455 S *	12/1942	Ganzer	.....	D15/88
D154,962 S *	8/1949	Van Doren et al.	.....	D15/88
D154,963 S *	8/1949	Van Doren et al.	.....	D15/88
D173,765 S *	12/1954	Reynolds et al.	.....	D15/88
D342,744 S *	12/1993	Renner	.....	D15/81

FOREIGN PATENT DOCUMENTS

KR	30-1994-0019587	2/1996
KR	30-1997-0016165	9/1998
KR	30-1997-0027713	10/1998

\* cited by examiner

*Primary Examiner* — Ian Simmons

*Assistant Examiner* — Khawaja Anwar

(74) *Attorney, Agent, or Firm* — NSIP Law

(57) **CLAIM**

We claim the ornamental design for a refrigerator, as shown and described.

**DESCRIPTION**

FIG. 1 is a front perspective view of a refrigerator showing our new design;  
FIG. 2 is a front view thereof;  
FIG. 3 is a rear view thereof;  
FIG. 4 is a left-side view thereof;  
FIG. 5 is a right-side view thereof;  
FIG. 6 is a top view thereof;  
FIG. 7 is a bottom view thereof; and,  
FIG. 8 is an enlarged view of the encircled portion in FIG. 3.

The broken lines in the figures depict environmental subject matter and form no part of the claimed design.  
The dot-dash broken lines encircling portions of the claimed design that are illustrated in enlargements form no part of the claimed design.

**1 Claim, 8 Drawing Sheets**

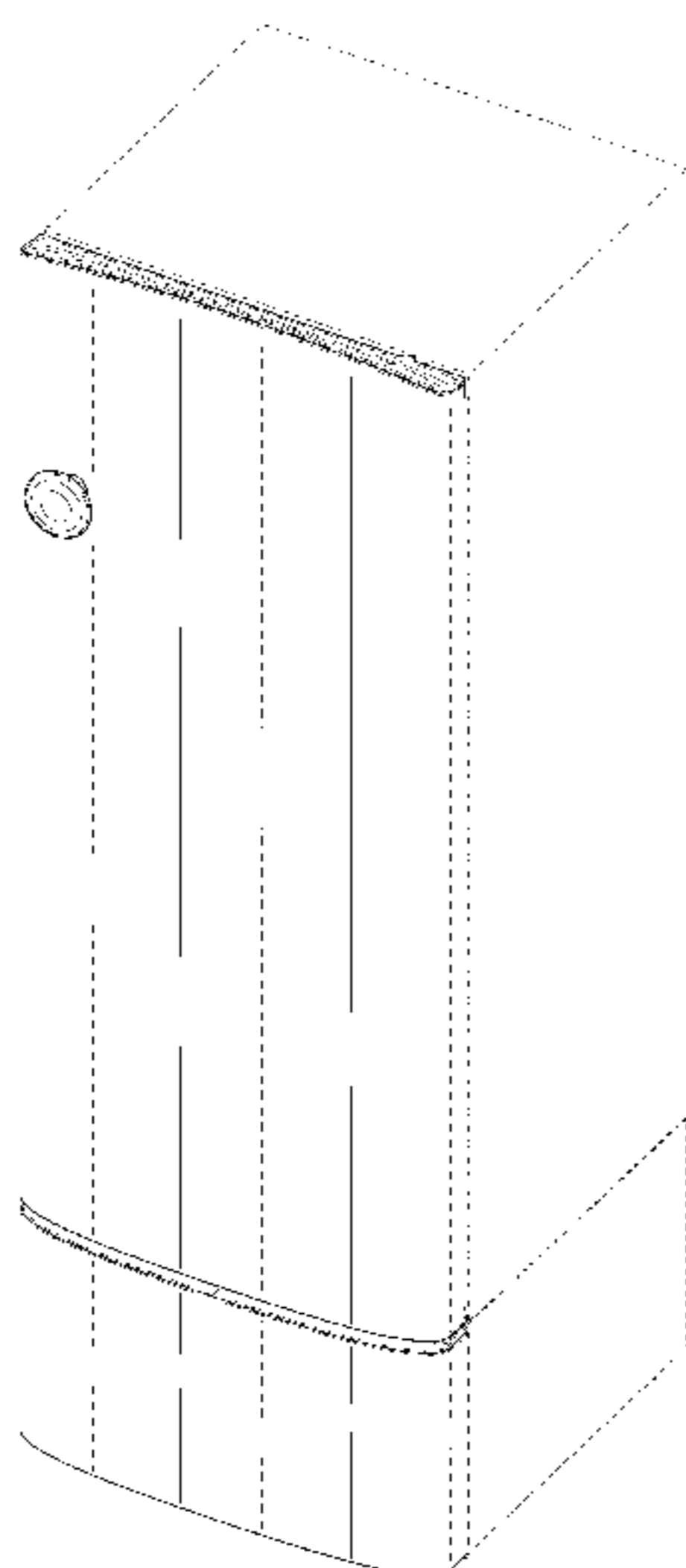


FIG. 1

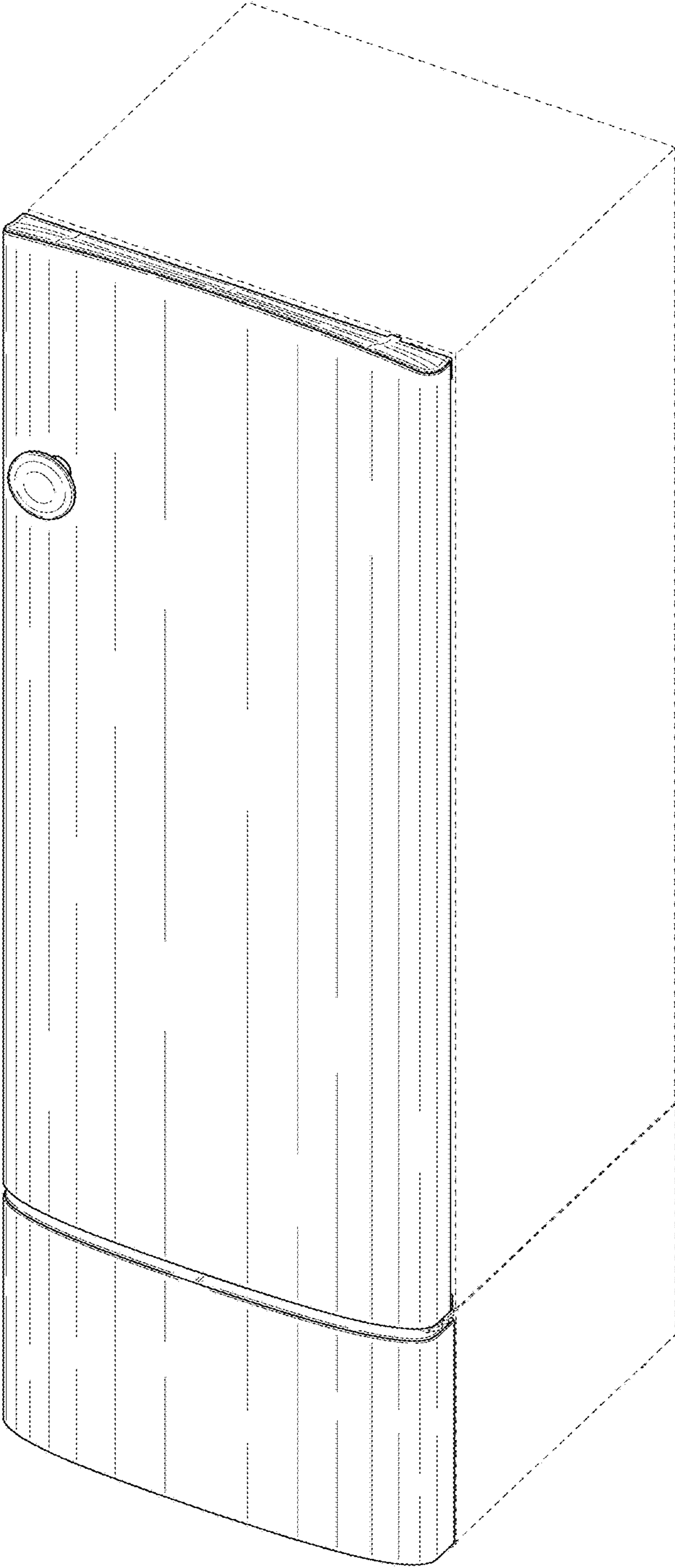


FIG. 2




FIG. 3




FIG. 4




FIG. 5




FIG. 6




FIG. 7

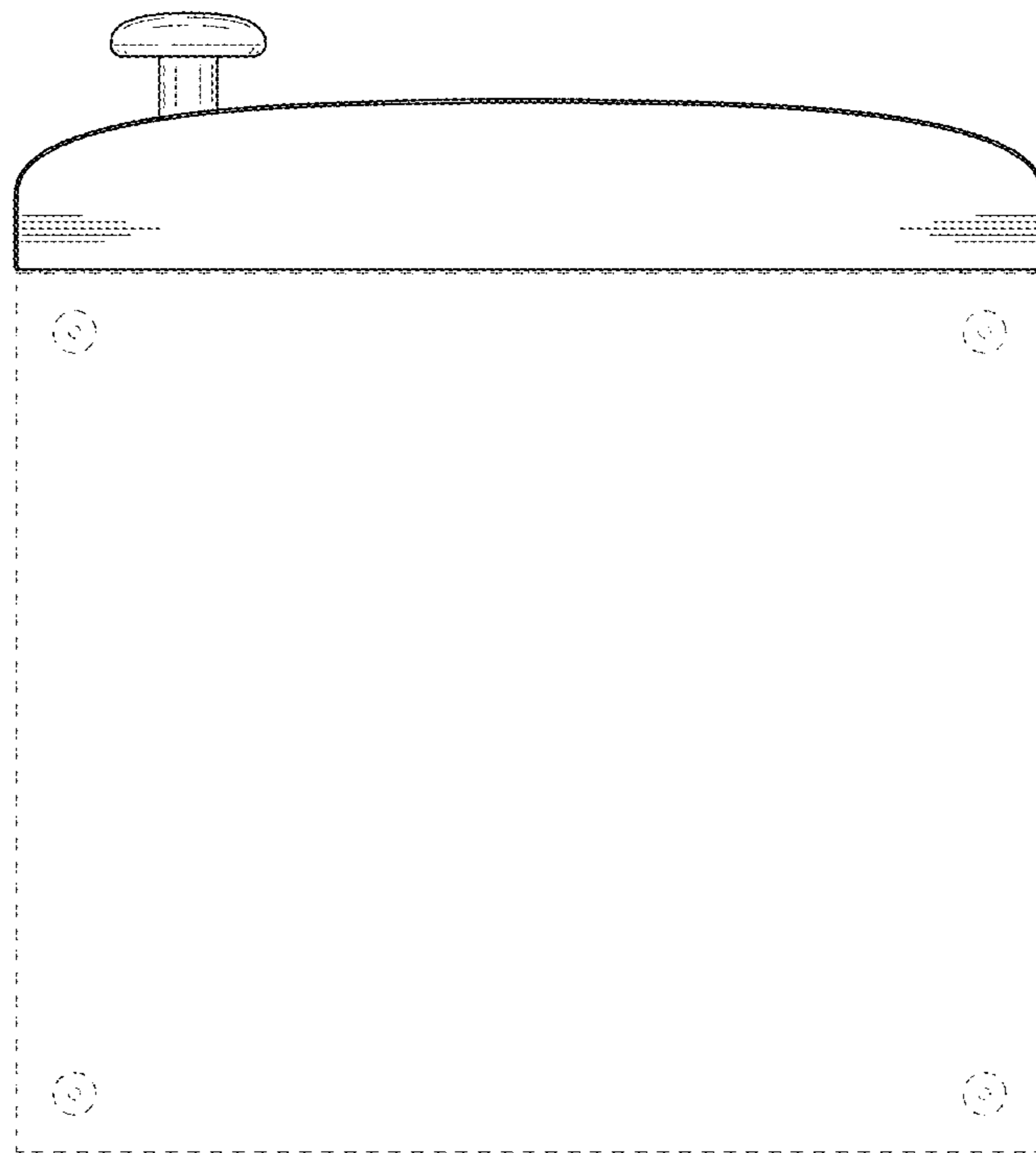




FIG. 8

