



US00D825620S

(12) **United States Design Patent** (10) **Patent No.:** **US D825,620 S**  
**Lee et al.** (45) **Date of Patent:** **\*\* Aug. 14, 2018**

(54) **REFRIGERATOR**

(71) Applicant: **Samsung Electronics Co., Ltd.**,  
Suwon-si (KR)

(72) Inventors: **Jae-Moon Lee**, Seoul (KR); **Selim Yoon**, Seongnam-si (KR); **Sunmin Lee**, Seoul (KR); **Yeonjin Jo**, Suwon-si (KR)

(73) Assignee: **Samsung Electronics Co., Ltd.**,  
Suwon-si (KR)

(\*\*) Term: **15 Years**

(21) Appl. No.: **29/608,174**

(22) Filed: **Jun. 20, 2017**

(30) **Foreign Application Priority Data**

Dec. 20, 2016 (KR) ..... 30-2016-0061987

(51) **LOC (11) Cl.** ..... **15-07**

(52) **U.S. Cl.**  
USPC ..... **D15/81**

(58) **Field of Classification Search**  
USPC ..... D15/79-91  
CPC .. F25D 11/00; F25D 17/065; F25D 2325/022;  
F25D 23/069; F25D 25/025; F25D 11/02;  
F25D 17/062; F25D 21/12; F25D 21/125;  
F25D 21/14; F25D 2317/061; F25D  
2317/067; F25D 2323/021; F25D  
2323/024; F25D 23/028; F25D 23/04;  
F25D 23/066; F25D 23/085; F25D  
23/087; F25D 23/126; F25D 2400/02;  
F25D 2400/06; F25D 2400/361; F25D  
2400/40; F25D 25/005; F25D 25/02;  
F25D 2600/02; F25D 2700/02; F25D  
2700/12; F25D 2700/121; F25D 2700/14;  
F25D 29/00

See application file for complete search history.

(56) **References Cited**

U.S. PATENT DOCUMENTS

D642,600 S	8/2011	Kristiansen et al.	
D681,694 S *	5/2013	Meda .....	D15/85
D728,643 S *	5/2015	Yamada .....	D15/79
D757,131 S	5/2016	Lee et al.	
D759,132 S	6/2016	Kwon et al.	
D767,649 S *	9/2016	Lee .....	D15/86
D807,408 S *	1/2018	Kim .....	D15/81
D807,409 S *	1/2018	Onrat .....	D15/85

FOREIGN PATENT DOCUMENTS

CN	201230566866	4/2013
KR	30-2011-0006888	9/2012

\* cited by examiner

*Primary Examiner* — Ian Simmons  
*Assistant Examiner* — Khawaja Anwar  
(74) *Attorney, Agent, or Firm* — NSIP Law

(57) **CLAIM**

We claim the ornamental design for a refrigerator, as shown and described.

**DESCRIPTION**

FIG. 1 is a front perspective view of a refrigerator showing our new design;  
FIG. 2 is a front view thereof;  
FIG. 3 is a rear view thereof;  
FIG. 4 is a left-side view thereof;  
FIG. 5 is a right-side view thereof;  
FIG. 6 is a top view thereof; and,  
FIG. 7 is a bottom view thereof.  
The broken lines in the figures depict environmental subject matter and form no part of the claimed design.

**1 Claim, 6 Drawing Sheets**

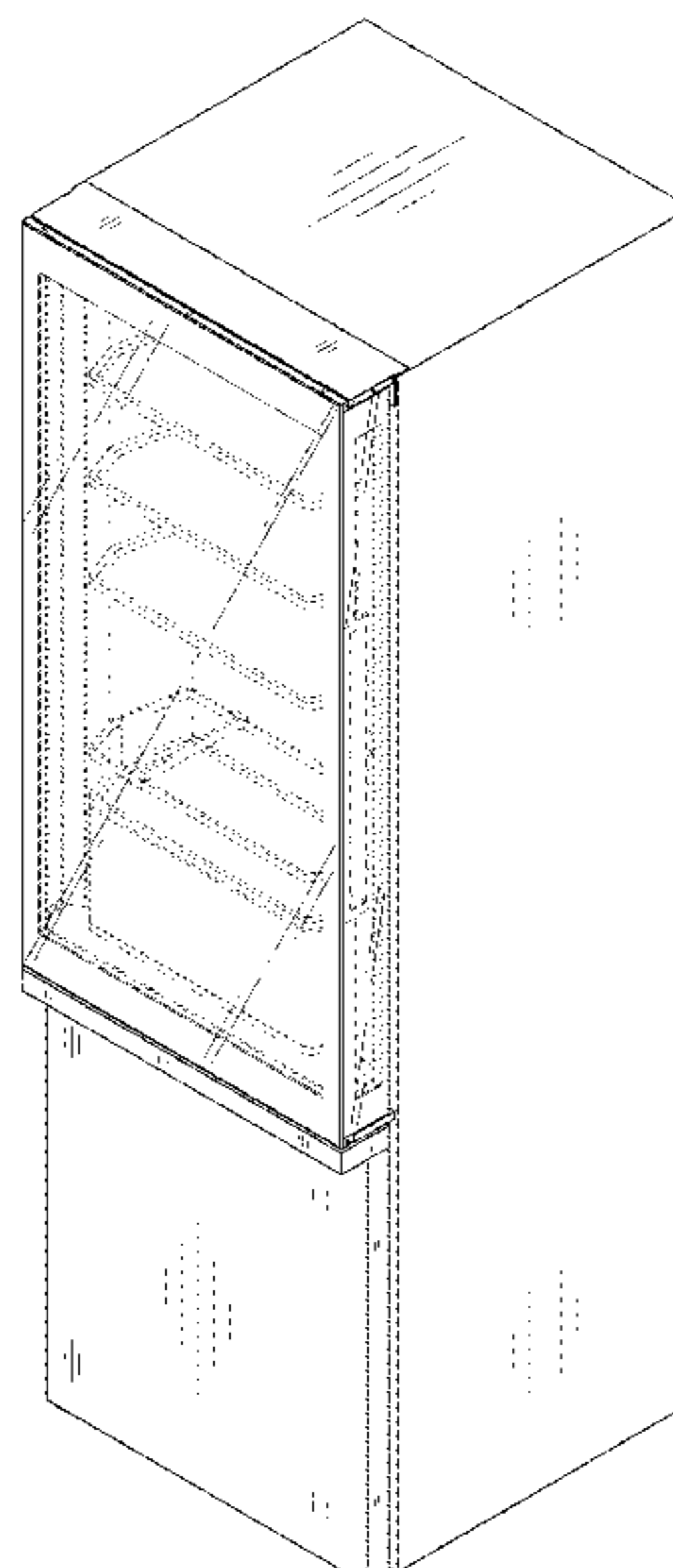


FIG. 1

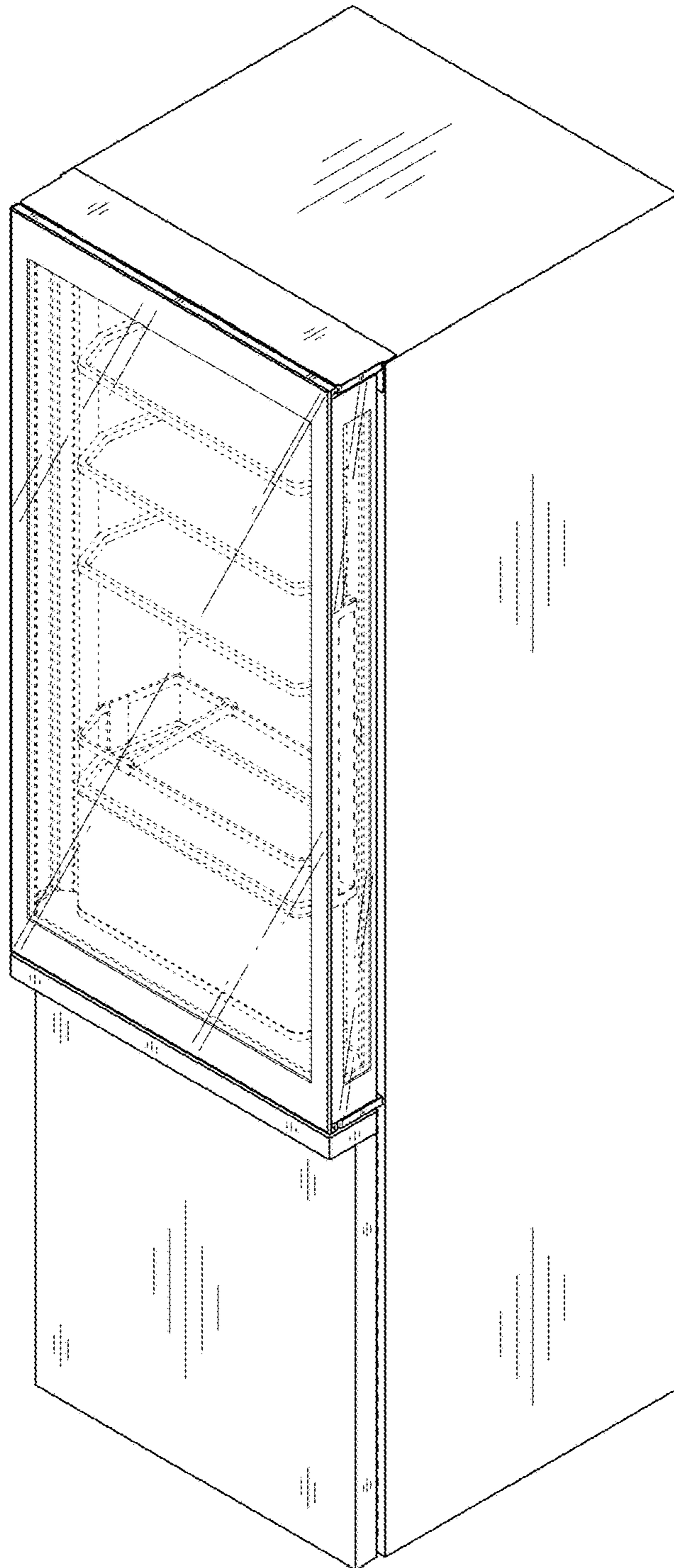


FIG. 2

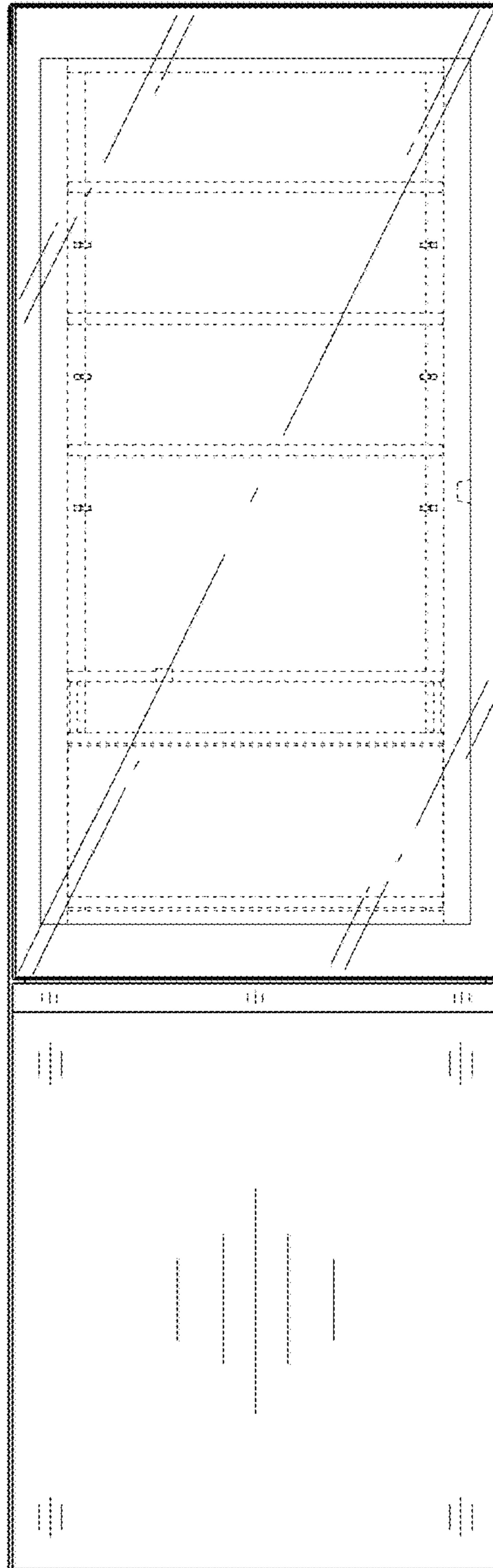


FIG. 3




FIG. 4

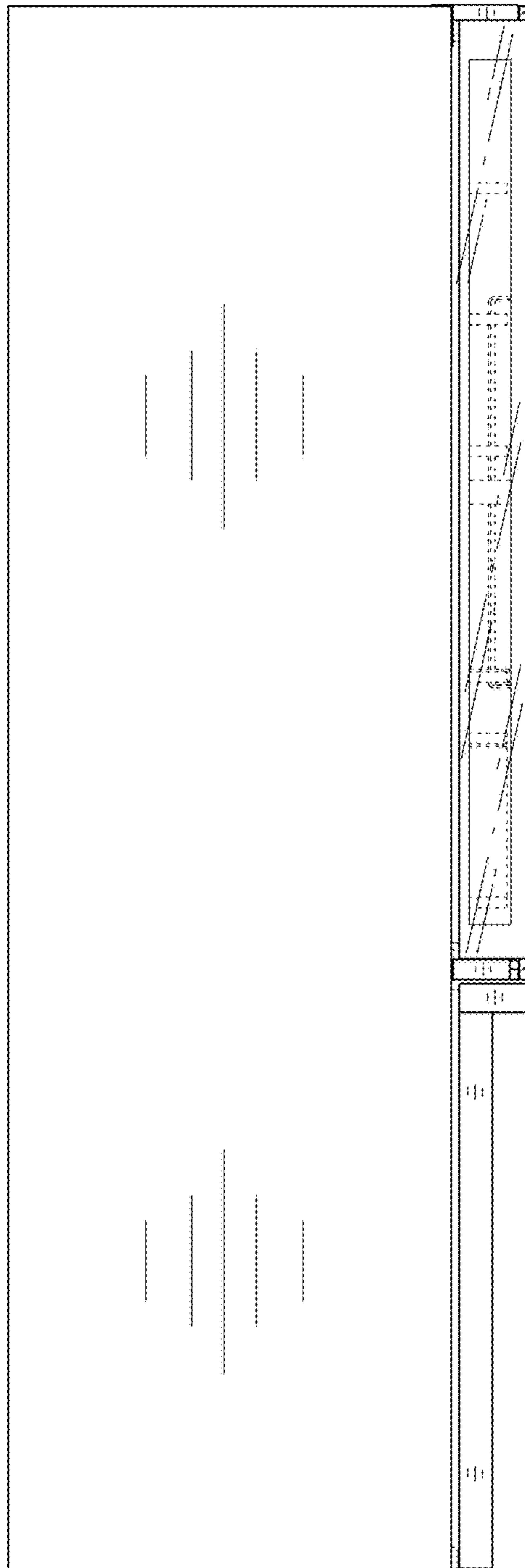


FIG. 5

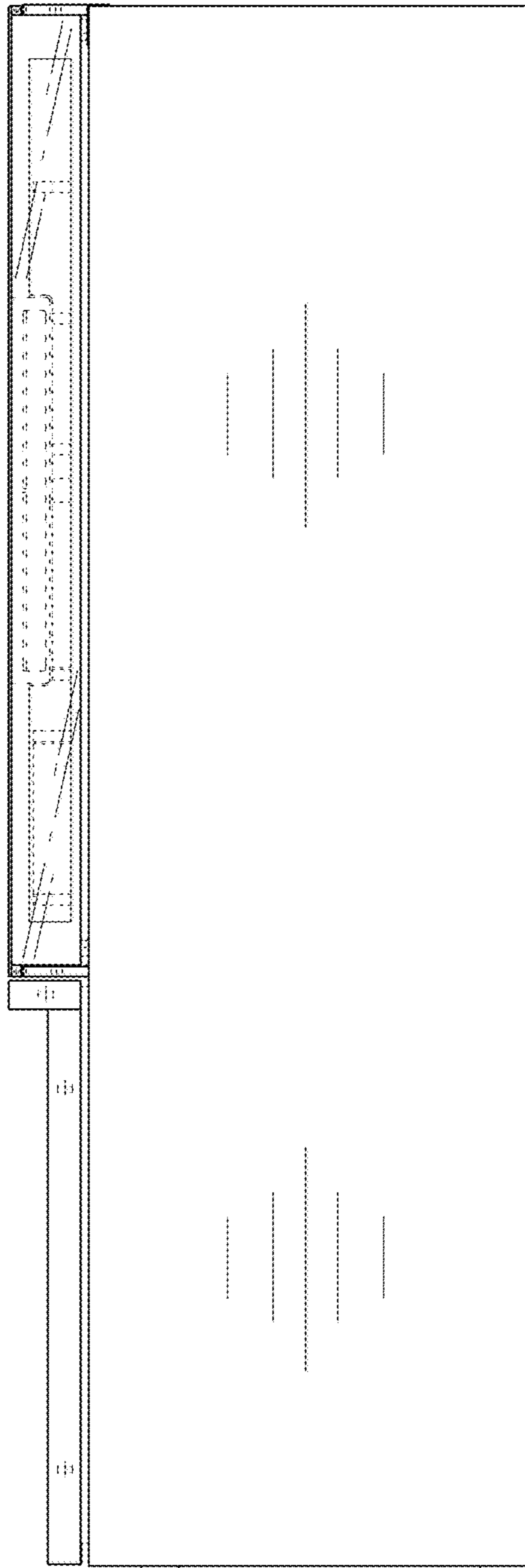




FIG. 6

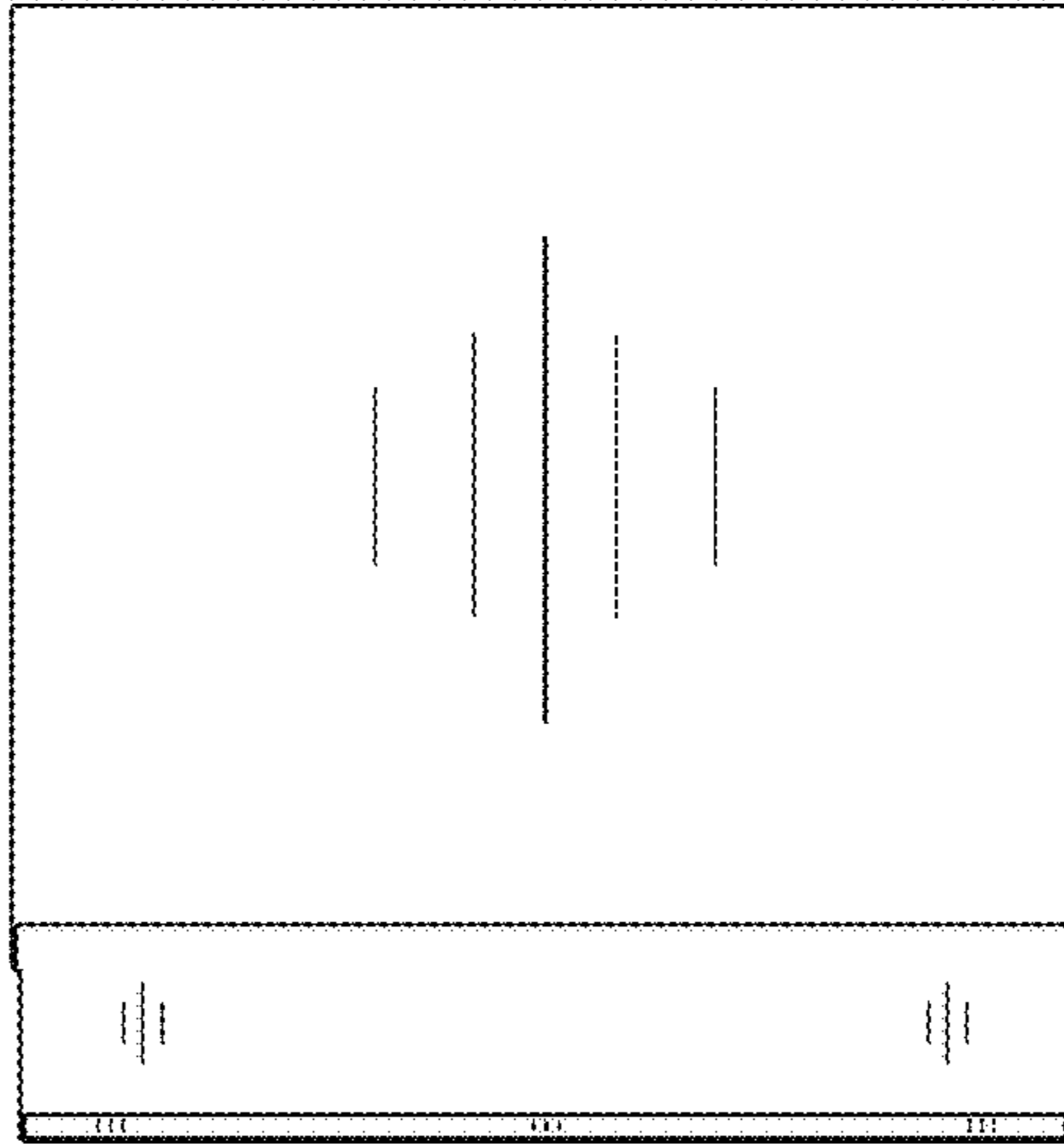


FIG. 7

