



US00D825611S

(12) **United States Design Patent** (10) **Patent No.:** **US D825,611 S**
Baluja et al. (45) **Date of Patent:** **** Aug. 14, 2018**

(54) **DISPLAY SCREEN OR PORTION THEREOF WITH ANIMATED GRAPHICAL USER INTERFACE**

(71) Applicant: **Lutron Electronics Co., Inc.**,
Coopersburg, PA (US)

(72) Inventors: **Manisha Dahiya Baluja**, Lansdale, PA (US); **John N. Callen**, Center Valley, PA (US); **Erica L. Clymer**, Northampton, PA (US); **Sanjeev Kumar**, Harleysville, PA (US); **Mark Law**, Bethlehem, PA (US); **Christopher Spencer**, Coopersburg, PA (US)

(73) Assignee: **Lutron Electronics Co., Inc.**,
Coopersburg, PA (US)

(**) Term: **15 Years**

(21) Appl. No.: **29/603,036**

(22) Filed: **May 5, 2017**

Related U.S. Application Data

(63) Continuation of application No. 29/553,804, filed on Feb. 4, 2016, now Pat. No. Des. 789,416.

(51) **LOC (11) Cl.** **14-04**

(52) **U.S. Cl.**
USPC **D14/490**; D14/491; D14/492

(58) **Field of Classification Search**
USPC D14/485–495
CPC B61C 11/04; B64C 29/00; G06F 3/04817; G06F 3/0482; G06F 2203/04807; G06T 15/02; G06T 13/80; H04M 1/2477; H04N 1/00424

See application file for complete search history.

(56) **References Cited**

U.S. PATENT DOCUMENTS

5,021,976	A *	6/1991	Wexelblat	G06F 3/04817
				345/581
D658,204	S *	4/2012	Jones	D14/492
D708,193	S *	7/2014	Agnew	D14/485
D733,168	S *	6/2015	Kopetsky	D14/486
D735,696	S *	8/2015	Sirpal	D14/218
9,120,016	B2 *	9/2015	Epstein	A63F 13/10
D741,360	S *	10/2015	Connolly	D14/488
D743,977	S *	11/2015	dela Cruz	D14/485
D759,076	S *	6/2016	Bain	D14/486
D760,272	S *	6/2016	Li	D14/487
D766,965	S *	9/2016	Capela	D14/488
D767,585	S *	9/2016	Qu	D14/485
D768,188	S	10/2016	Li et al.	
D769,314	S *	10/2016	Piroddi	D14/488
D774,541	S	12/2016	Miao et al.	

(Continued)

Primary Examiner — Philip S Hyder

Assistant Examiner — Cary M Robinson

(74) *Attorney, Agent, or Firm* — Saidman DesignLaw Group, LLC

(57) **CLAIM**

The ornamental design for a display screen or portion thereof with animated graphical user interface, as shown and described.

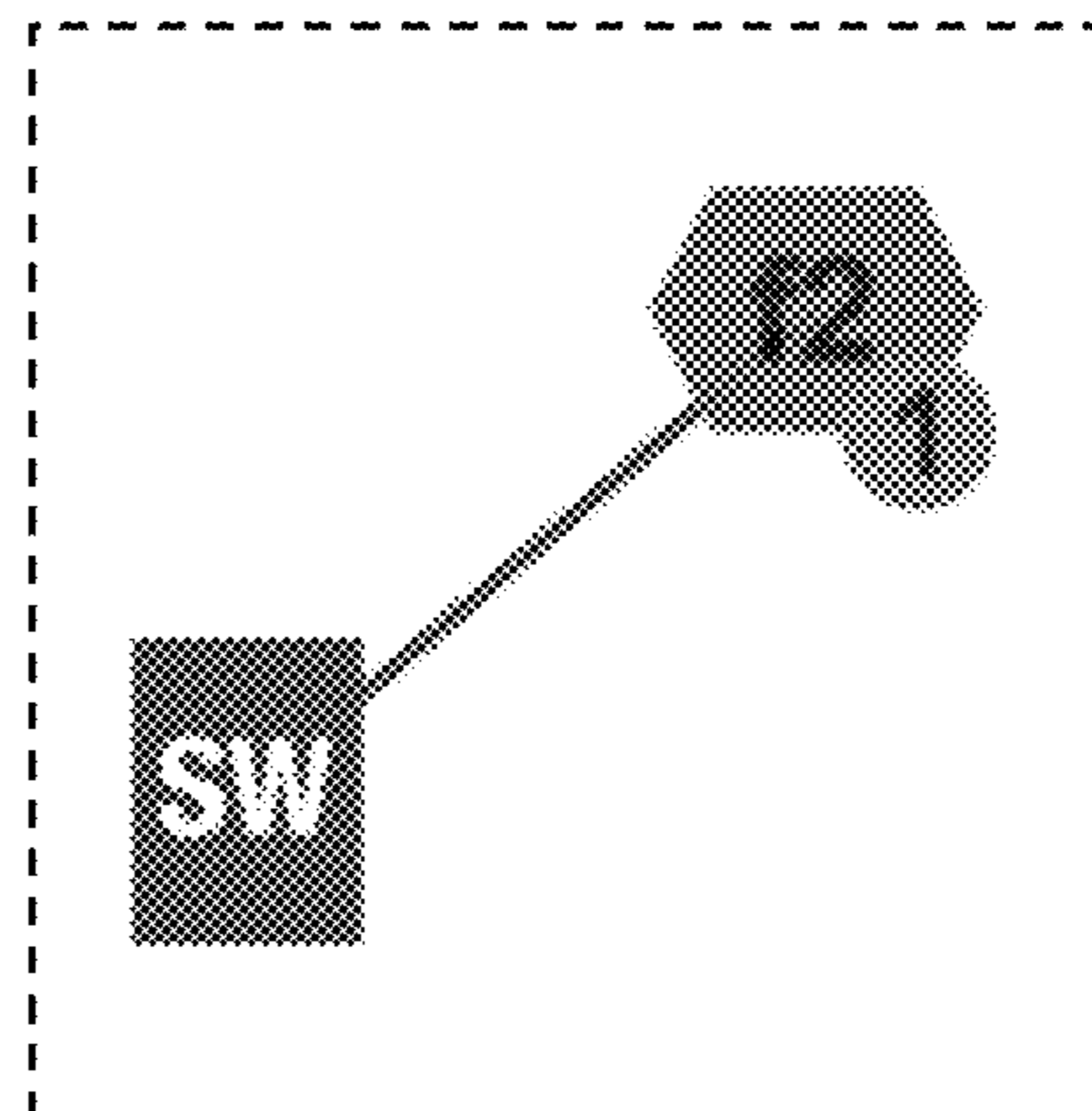
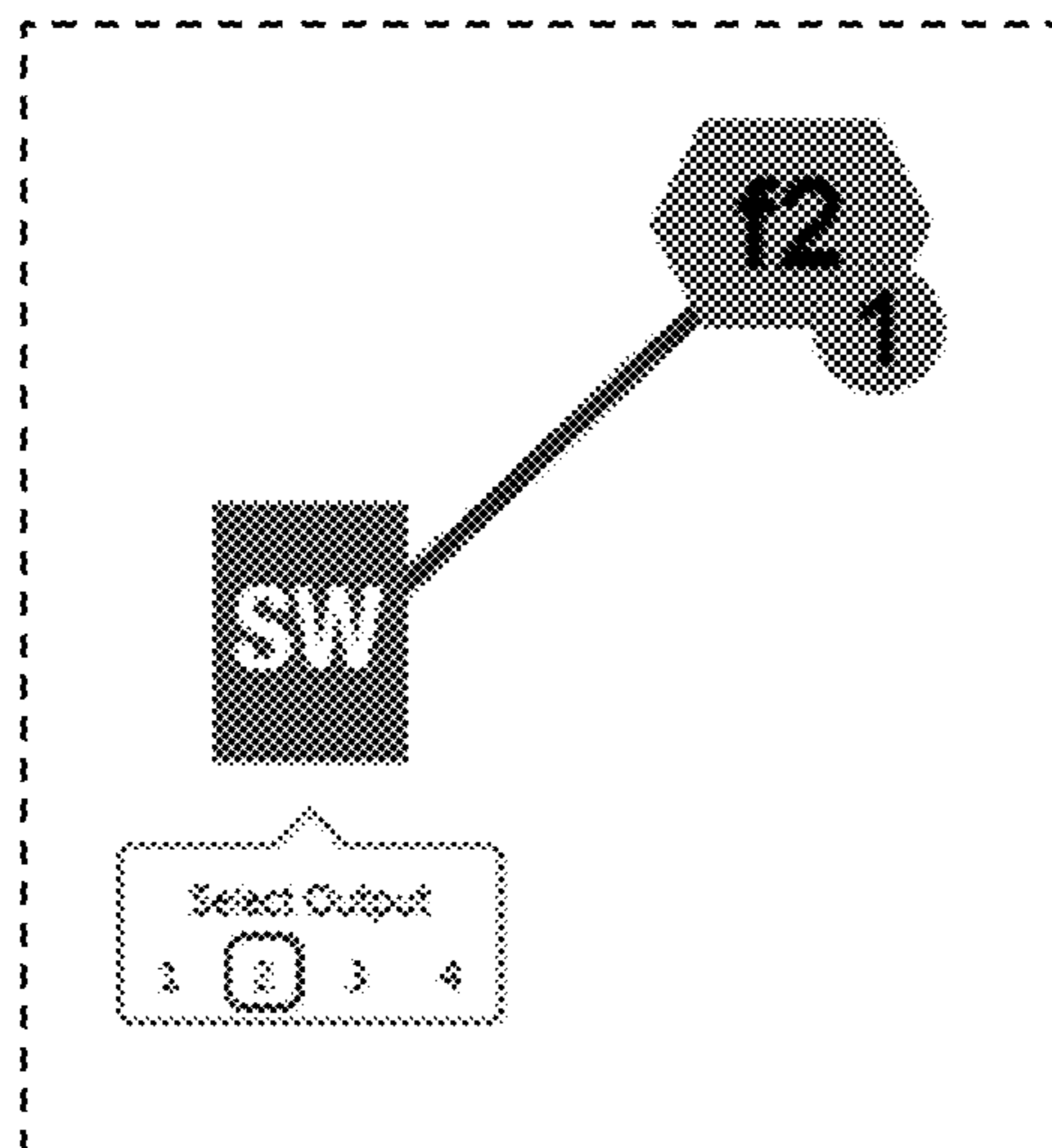
DESCRIPTION

FIG. 1 shows a display screen or portion thereof with animated graphical user interface showing our new design; FIG. 2 shows a second image thereof; and, FIG. 3 shows a third image thereof.

The peripheral dashed broken lines illustrate a display screen or portion thereof and form no part of the claimed design.

The appearance of the animated graphical user interface sequentially transitions between the images shown in FIGS. 1-3. The process or period in which one image transitions to another forms no part of the claimed design.

1 Claim, 2 Drawing Sheets



(56)

References Cited

U.S. PATENT DOCUMENTS

2003/0078704 A1* 4/2003 Partel B64D 43/00
701/3
2009/0276724 A1 11/2009 Rosenthal et al.
2010/0153848 A1* 6/2010 Saha G06F 17/30884
715/721
2016/0034149 A1* 2/2016 Kang G06F 3/04845
345/173
2016/0259901 A1* 9/2016 Seward G06F 19/345
2016/0357712 A1 12/2016 Zoon et al.
2016/0357842 A1 12/2016 Kohlmeier et al.
2016/0364248 A1 12/2016 Zimmerman

* cited by examiner

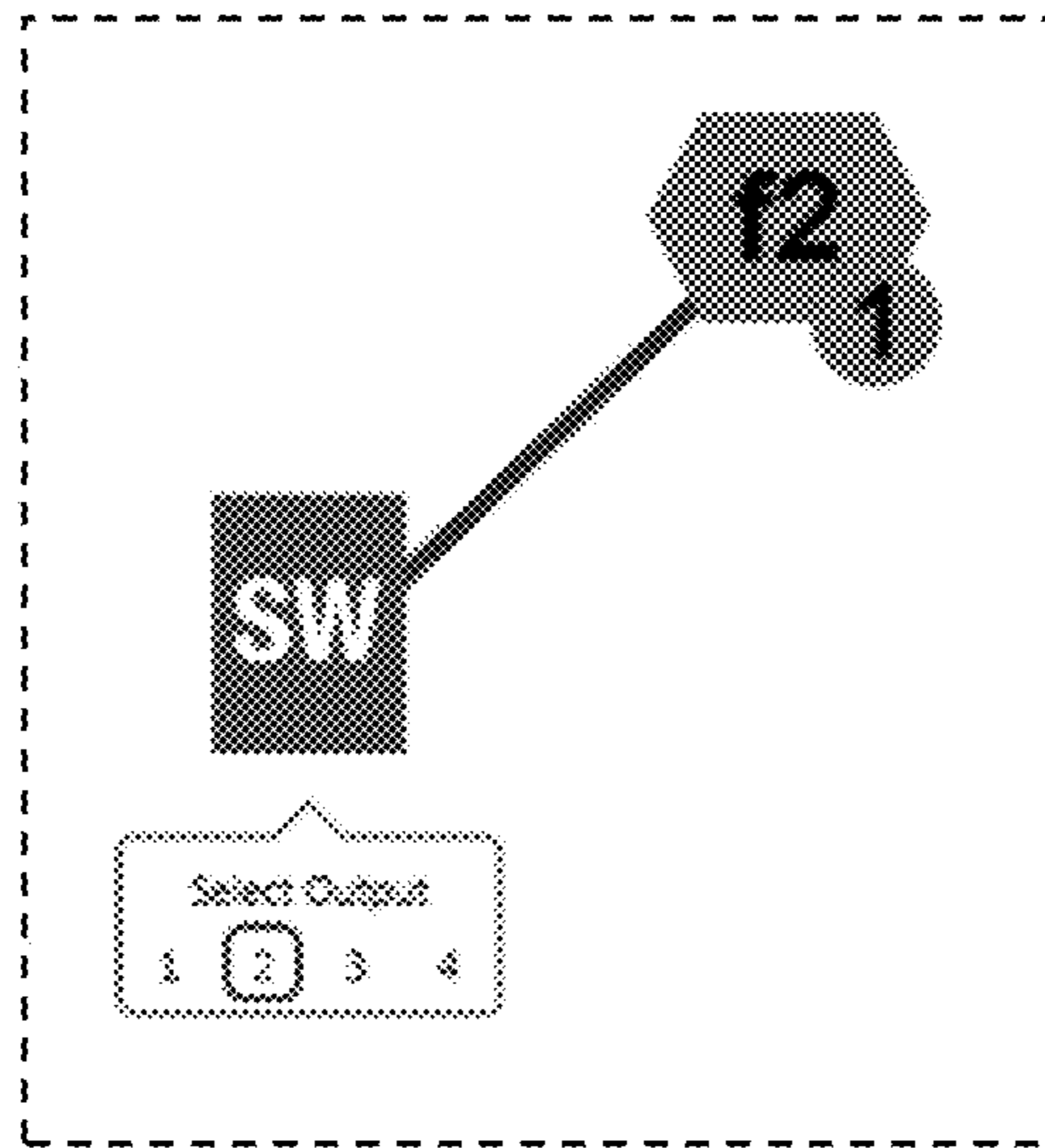


FIG. 1

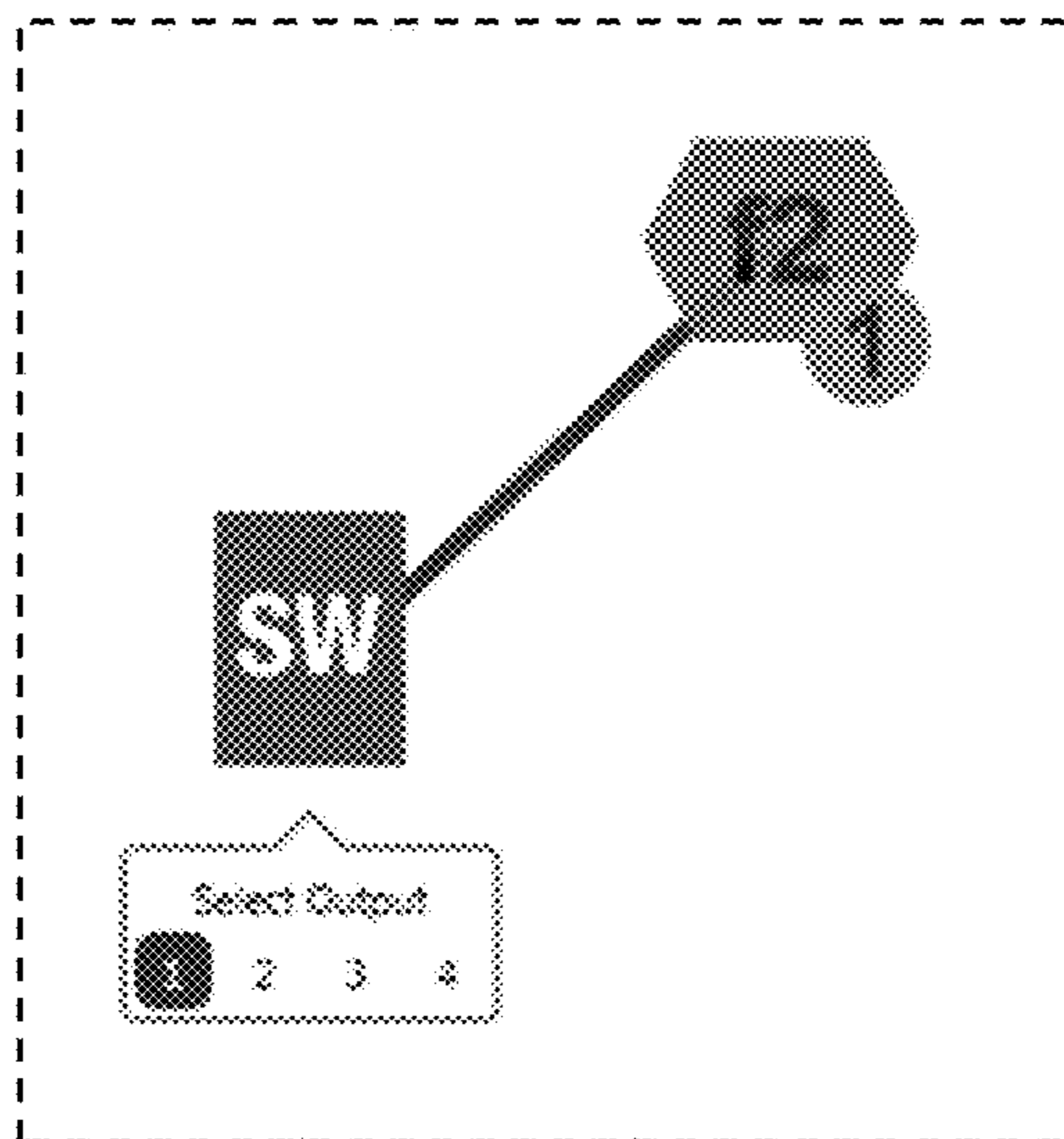


FIG. 2

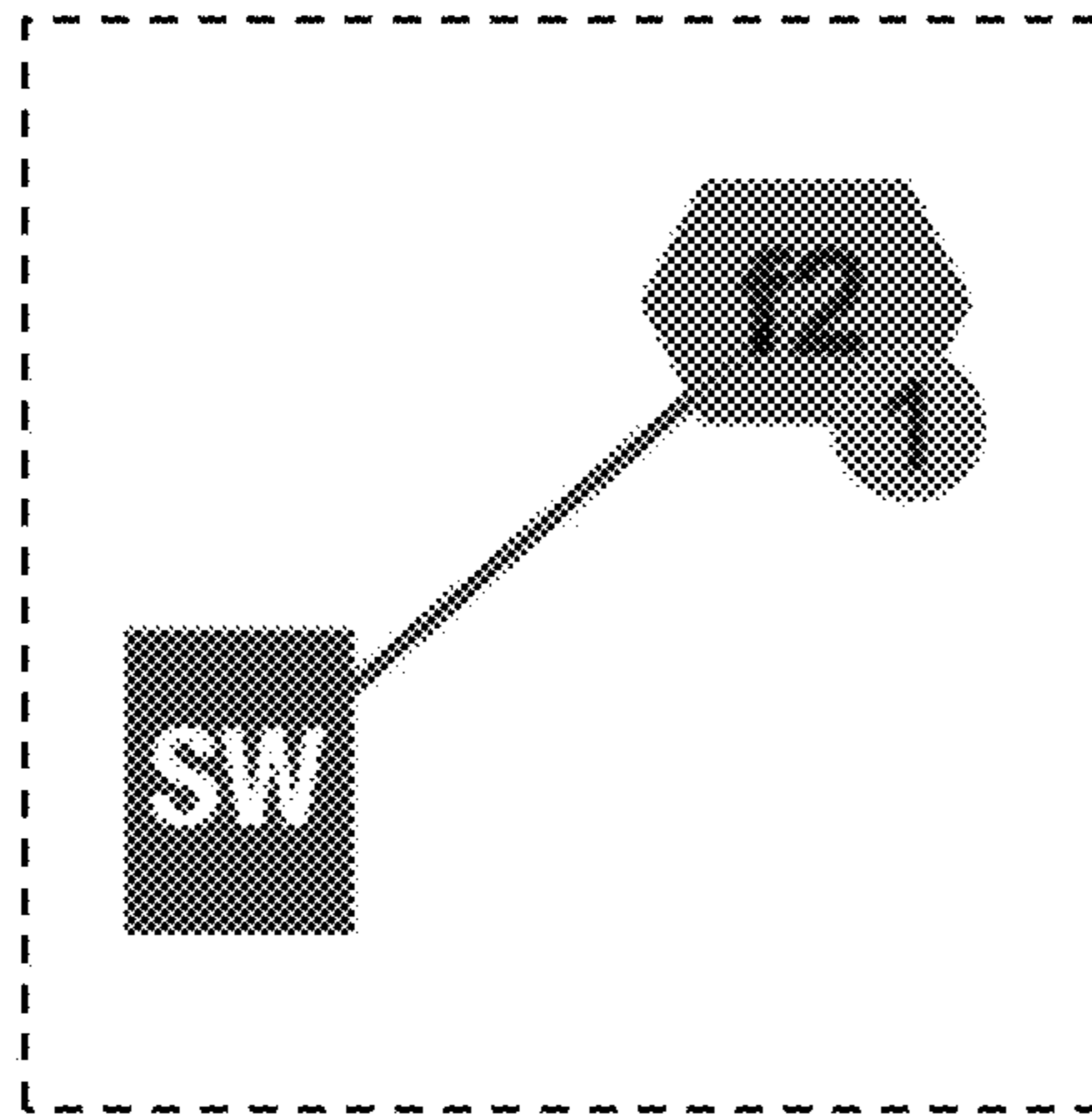


FIG. 3