



US00D825597S

(12) **United States Design Patent**
Jann et al.

(10) **Patent No.:** **US D825,597 S**

(45) **Date of Patent:** **** Aug. 14, 2018**

(54) **DISPLAY SCREEN OR PORTION THEREOF WITH ANIMATED GRAPHICAL USER INTERFACE**

(71) Applicant: **SAP SE**, Walldorf (DE)

(72) Inventors: **Florian Jann**, Heidelberg (DE); **Marc Ziegler**, Mauer (DE); **David Drayton**, Mannheim (DE); **Emil Voutta**, Heidelberg (DE); **Michael Krenkler**, Wiesloch (DE)

(73) Assignee: **SAP SE**, Walldorf (DE)

(**) Term: **15 Years**

(21) Appl. No.: **29/596,203**

(22) Filed: **Mar. 6, 2017**

Related U.S. Application Data

(62) Division of application No. 29/539,993, filed on Sep. 18, 2015, now Pat. No. Des. 780,801.

(51) **LOC (11) Cl.** **14-04**

(52) **U.S. Cl.**
USPC **D14/486**

(58) **Field of Classification Search**
USPC D14/485–495
CPC G06F 3/048; G06F 3/0481; G06F 3/04817; G06F 3/0482; G06F 3/0483; G06F 3/04842; G06F 3/0485; G06F 3/04855; G06F 3/0486; G06F 3/0488; G06F 3/04886; G06F 9/4443; G06F 17/211; G06F 17/212

See application file for complete search history.

(56) **References Cited**

U.S. PATENT DOCUMENTS

D593,114 S * 5/2009 Vakkalanka D14/486
D658,667 S * 5/2012 Cho D14/486

D689,079 S * 9/2013 Edwards D14/486
D698,360 S * 1/2014 Hwang D14/485
D751,596 S * 3/2016 Ng D14/486
D753,693 S * 4/2016 Hashimoto D14/486
D765,694 S * 9/2016 Knapp D14/486
D768,707 S * 10/2016 Gagnier D14/488
D775,158 S * 12/2016 Dong D14/485
D780,801 S 3/2017 Jann et al.
D783,651 S 4/2017 Voutta et al.
2008/0307343 A1* 12/2008 Robert G06F 3/04817
715/765

(Continued)

Primary Examiner — Kevin K Rudzinski

Assistant Examiner — Jack Reickel

(74) *Attorney, Agent, or Firm* — Sterne, Kessler, Goldstein & Fox P.L.L.C.

(57) **CLAIM**

The ornamental design for a display screen or portion thereof with animated graphical user interface, as shown and described.

DESCRIPTION

FIG. 1 is a front view of a display screen or portion thereof with animated graphical user interface showing a first image of the claimed design;

FIG. 2 is a second image thereof;

FIG. 3 is a third image thereof;

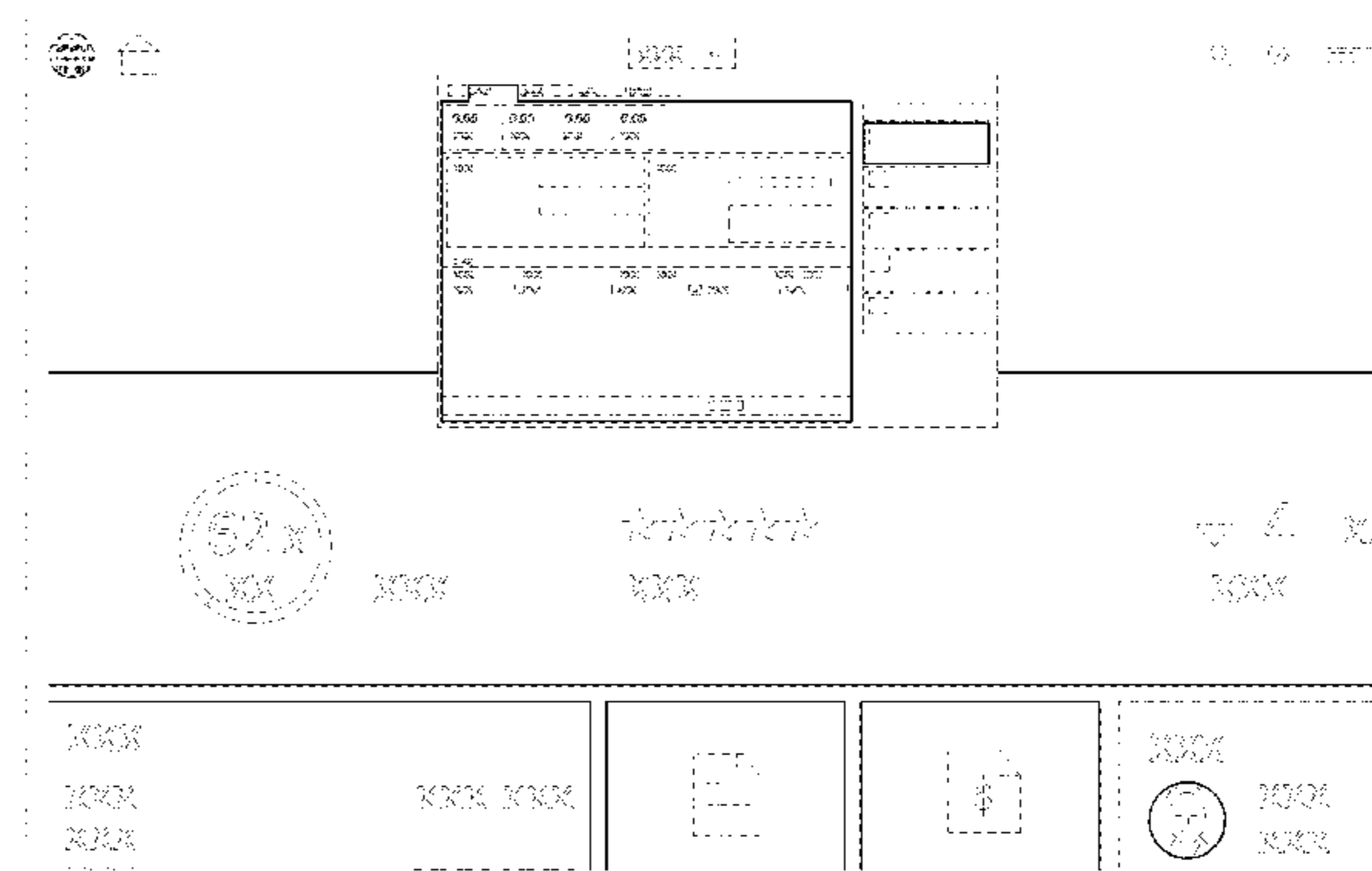
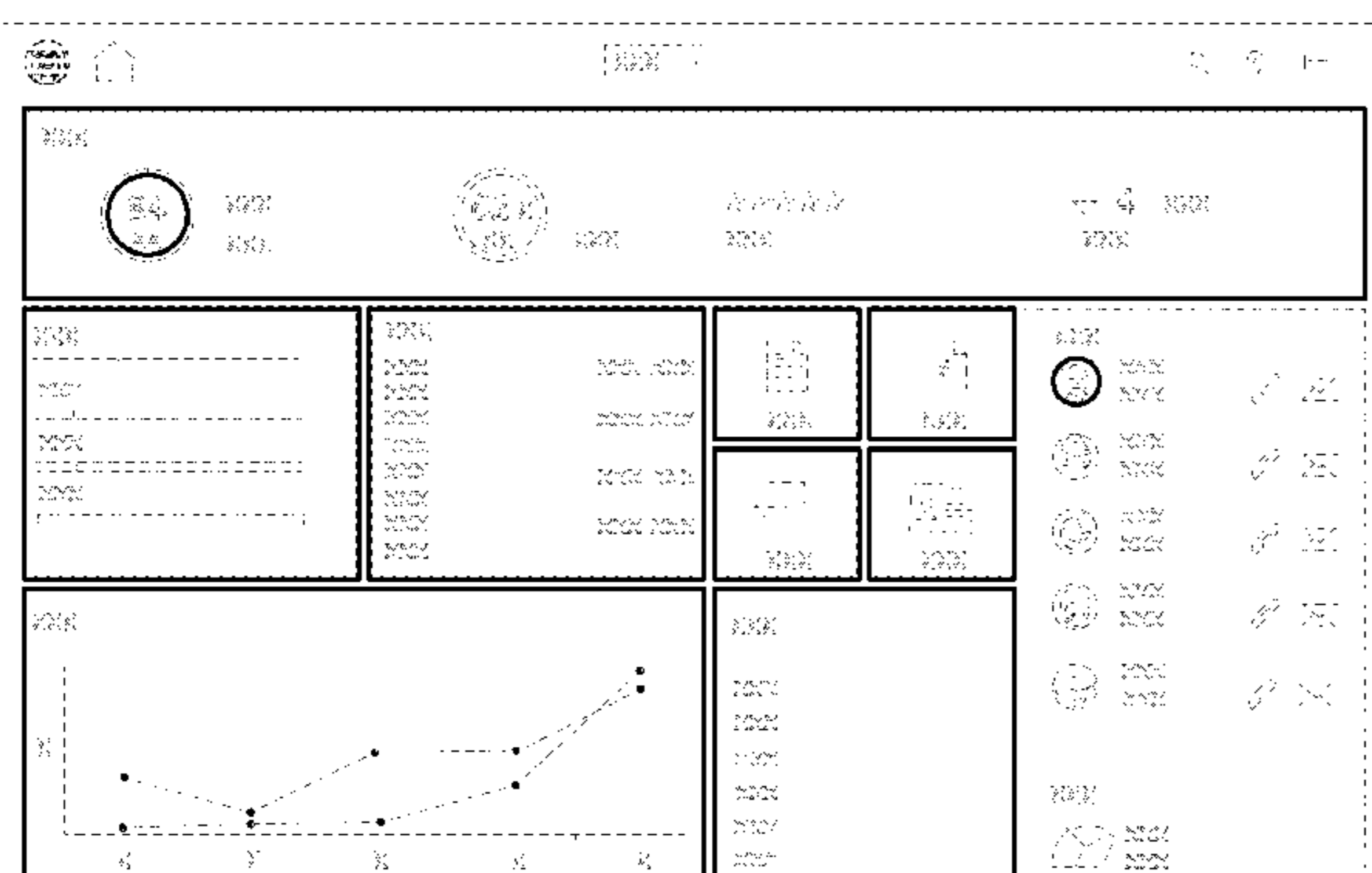
FIG. 4 is a fourth image thereof; and,

FIG. 5 is a fifth image thereof.

The outermost broken lines in the figures show a display screen or portion thereof, and form no part of the claimed design. The other broken lines in the figures show portions of the animated graphical user interface that form no part of the claimed design.

The appearance of the animated image sequentially transitions between the images shown in FIGS. 1-5. The process or period in which one image transitions to another forms no part of the claimed design.

1 Claim, 5 Drawing Sheets



(56)

References Cited

U.S. PATENT DOCUMENTS

2010/0153872 A1* 6/2010 Ahn G06F 3/0481
715/768
2013/0198636 A1* 8/2013 Kief G06F 17/2241
715/730
2013/0268875 A1* 10/2013 Han G06F 3/0481
715/769

* cited by examiner

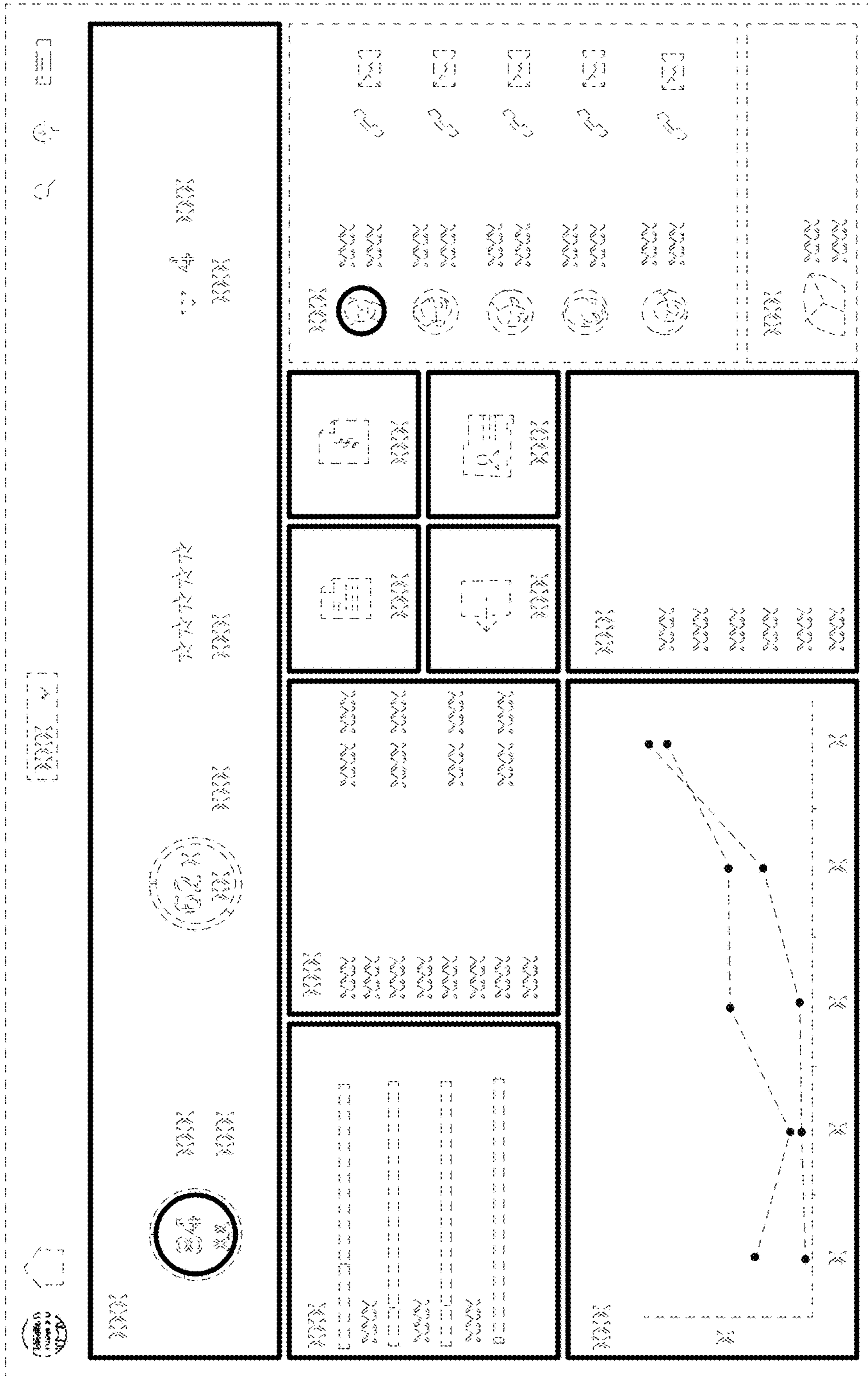


FIG. 1

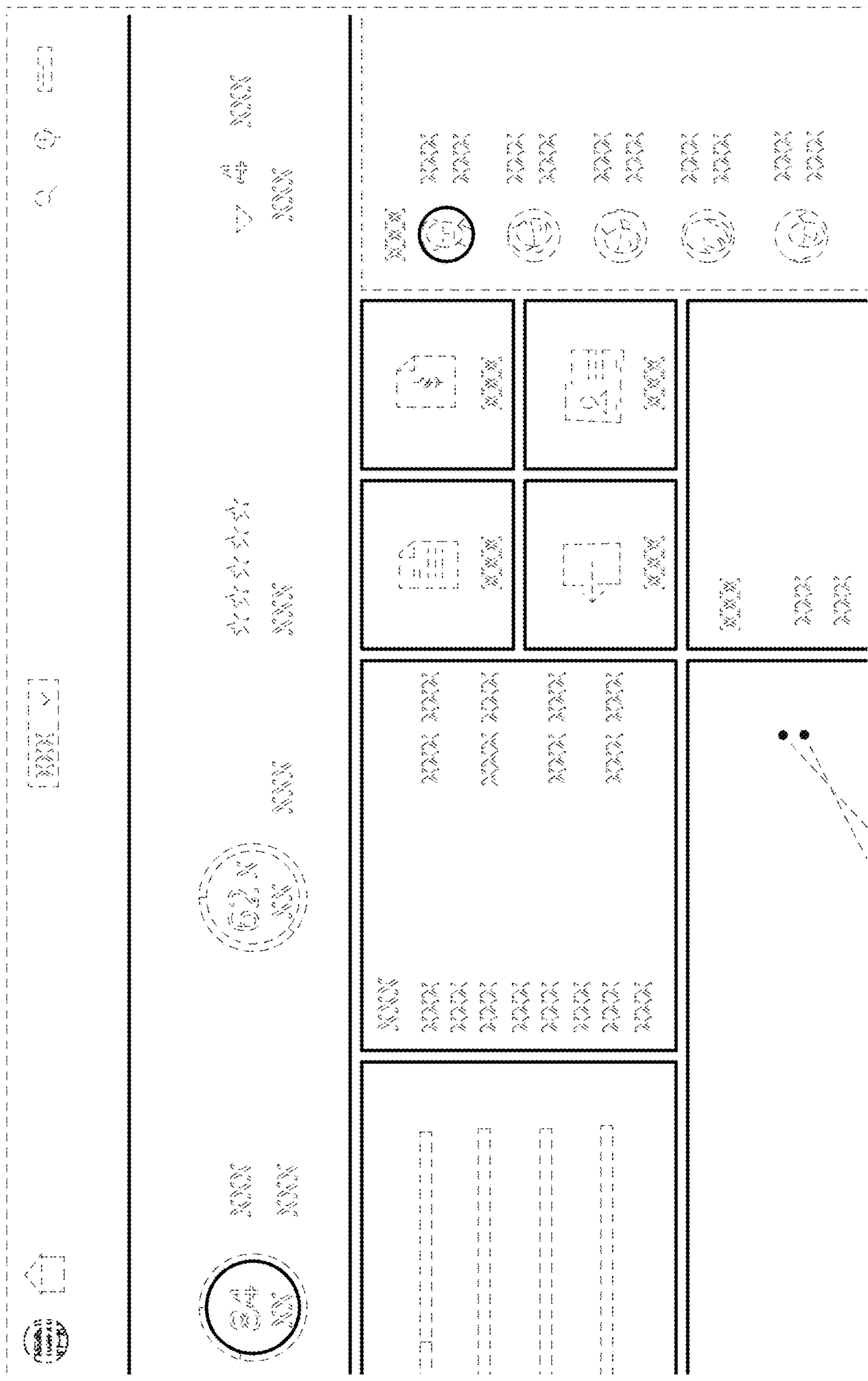


FIG. 2

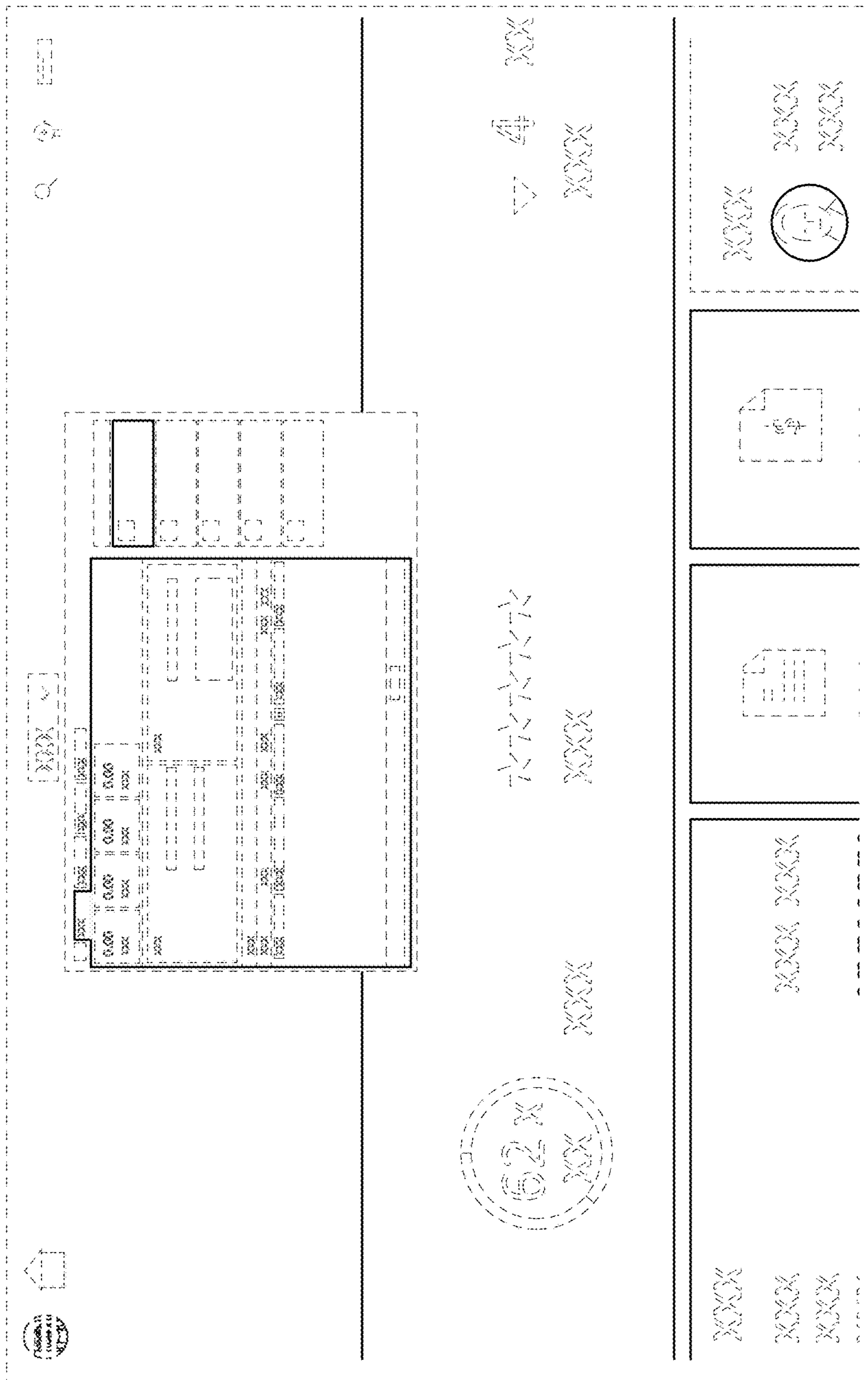
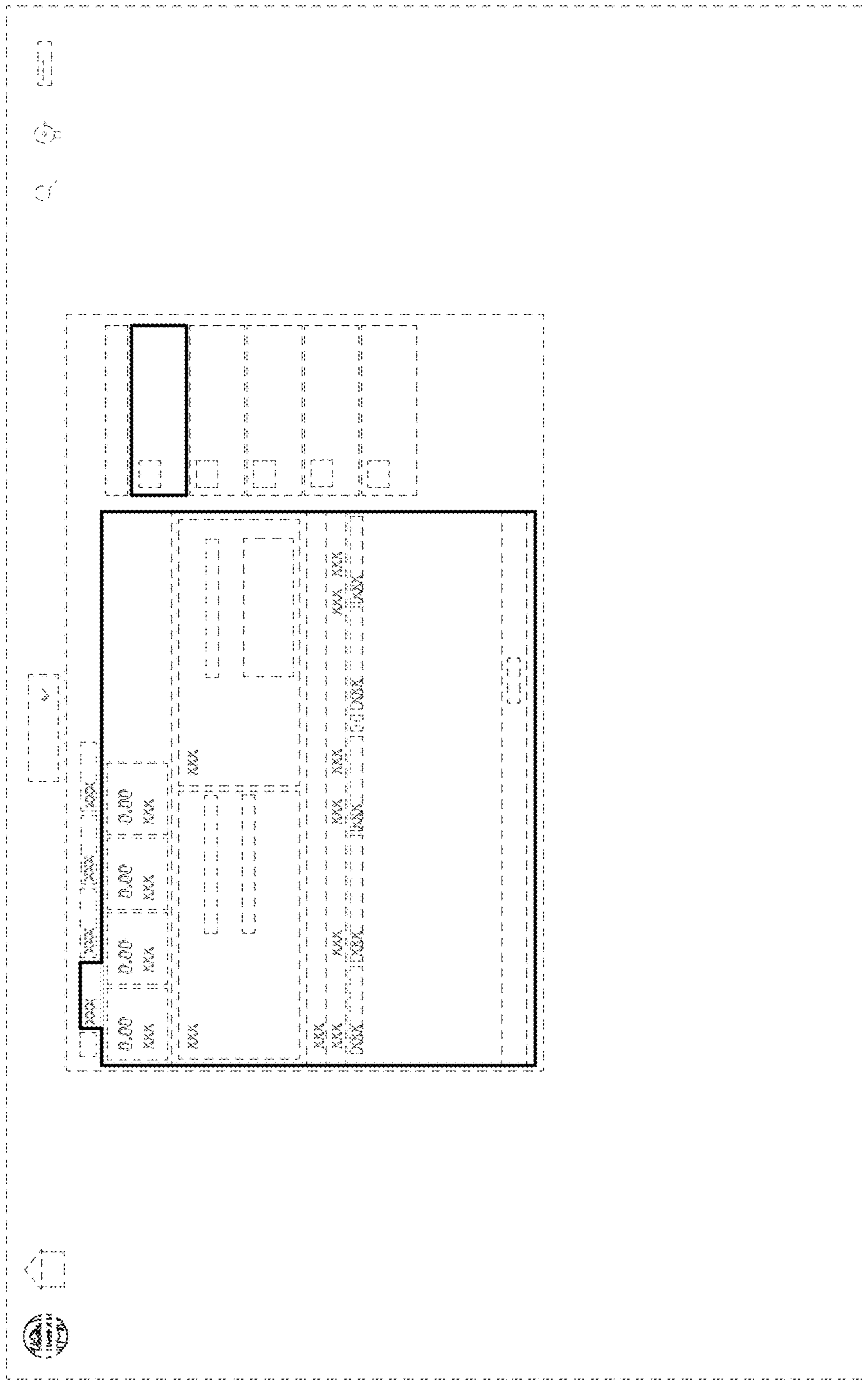


FIG. 3



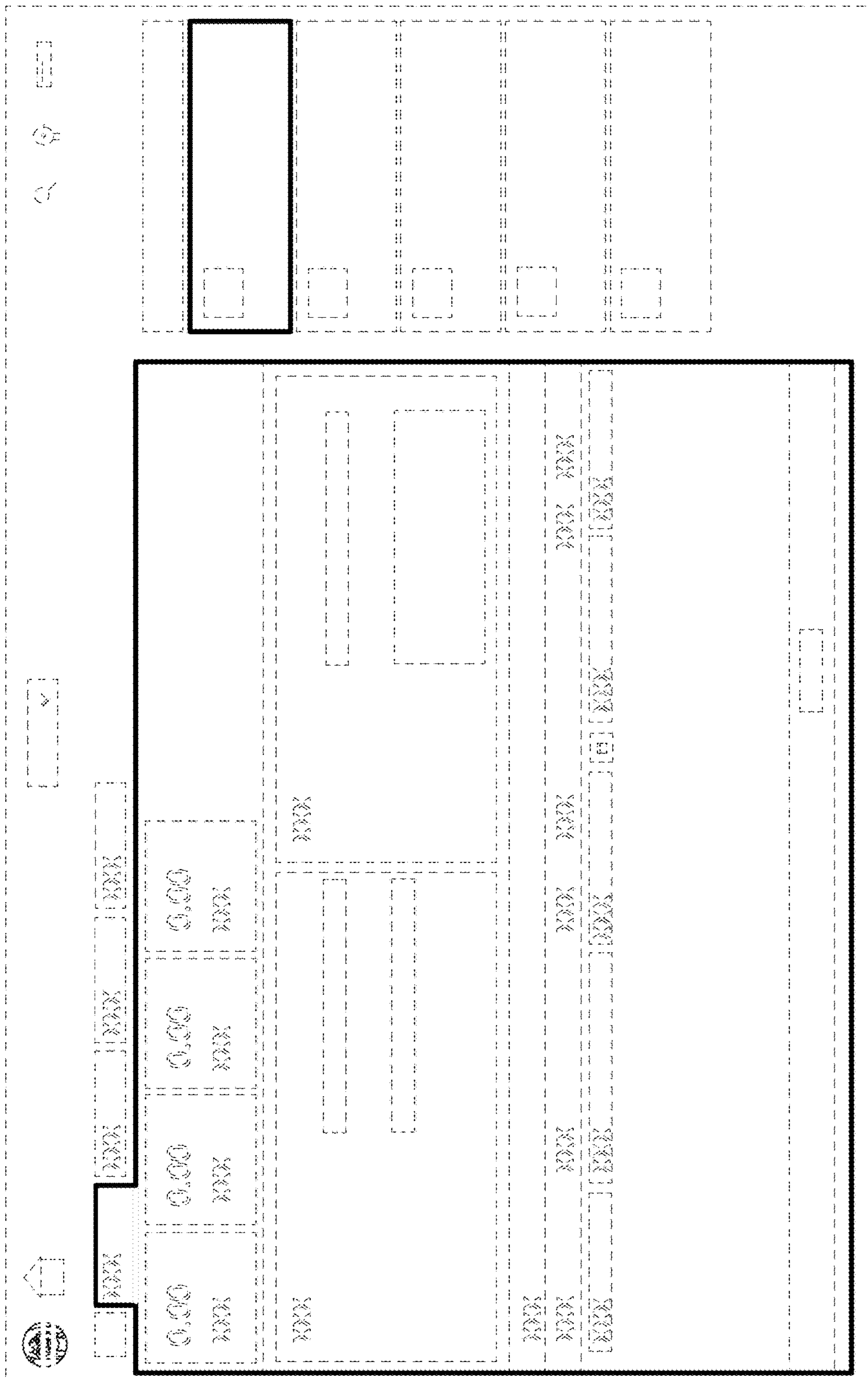


FIG. 5