



US00D82555S

(12) **United States Design Patent** (10) **Patent No.:** **US D825,555 S**
Lee et al. (45) **Date of Patent:** **** Aug. 14, 2018**

(54) **ELECTRONIC DEVICE**

(71) Applicant: **Samsung Electronics Co., Ltd.**,
Suwon-si (KR)

(72) Inventors: **Minhyouk Lee**, Seoul (KR); **Yunjin Kim**, Seoul (KR); **Saeyoon Huh**, Seoul (KR); **Minah Koh**, Seoul (KR); **Hyoungshin Park**, Seoul (KR)

(73) Assignee: **Samsung Electronics Co., Ltd.**,
Suwon-si (KR)

(**) Term: **15 Years**

(21) Appl. No.: **29/535,540**

(22) Filed: **Aug. 7, 2015**

(30) **Foreign Application Priority Data**

Feb. 10, 2015 (KR) 30-2015-0007170

(51) **LOC (11) Cl.** **14-02**

(52) **U.S. Cl.**
USPC **D14/341**

(58) **Field of Classification Search**
USPC D14/315-318, 341-347, 420, 426, 129,
D14/130, 496, 137, 138 R, 138 AA,
D14/138 C, 138 G, 147, 203.1, 203.3,
D14/204.4, 203.7, 218, 248, 388, 389;
D10/50, 65, 104.1; D21/329, 330;
D6/308, 310
CPC G06F 3/0485; G06F 3/0488; G06F 1/1613;
G06F 1/1624; G06F 1/1626; G06F 1/165;
H04M 1/0202; H04M 1/0264; H04M
1/0214; H04M 1/0279; H04M 1/0281;
H04M 1/0283; H04M 1/72544
See application file for complete search history.

(56) **References Cited**

U.S. PATENT DOCUMENTS

D681,632 S 5/2013 Akana et al.
D696,664 S * 12/2013 Iida D14/342

D705,779 S * 5/2014 Akana D14/341
D748,090 S * 1/2016 Kim D14/341
D750,062 S * 2/2016 Akana D14/341
D763,846 S * 8/2016 Lee D14/341
D764,455 S * 8/2016 Akana D14/341
D767,562 S * 9/2016 Jang D14/341
D780,175 S * 2/2017 Jung D14/341
D782,469 S * 3/2017 Raken D14/341

(Continued)

FOREIGN PATENT DOCUMENTS

KR 30-2013-0001939 5/2013
KR 30-2014-0018180 11/2014

OTHER PUBLICATIONS

U.S. Appl. No. 29/478,192, filed Jan. 2, 2014, Yeo, et al.

(Continued)

Primary Examiner — Katie Jane Stofko

(74) *Attorney, Agent, or Firm* — NSIP Law

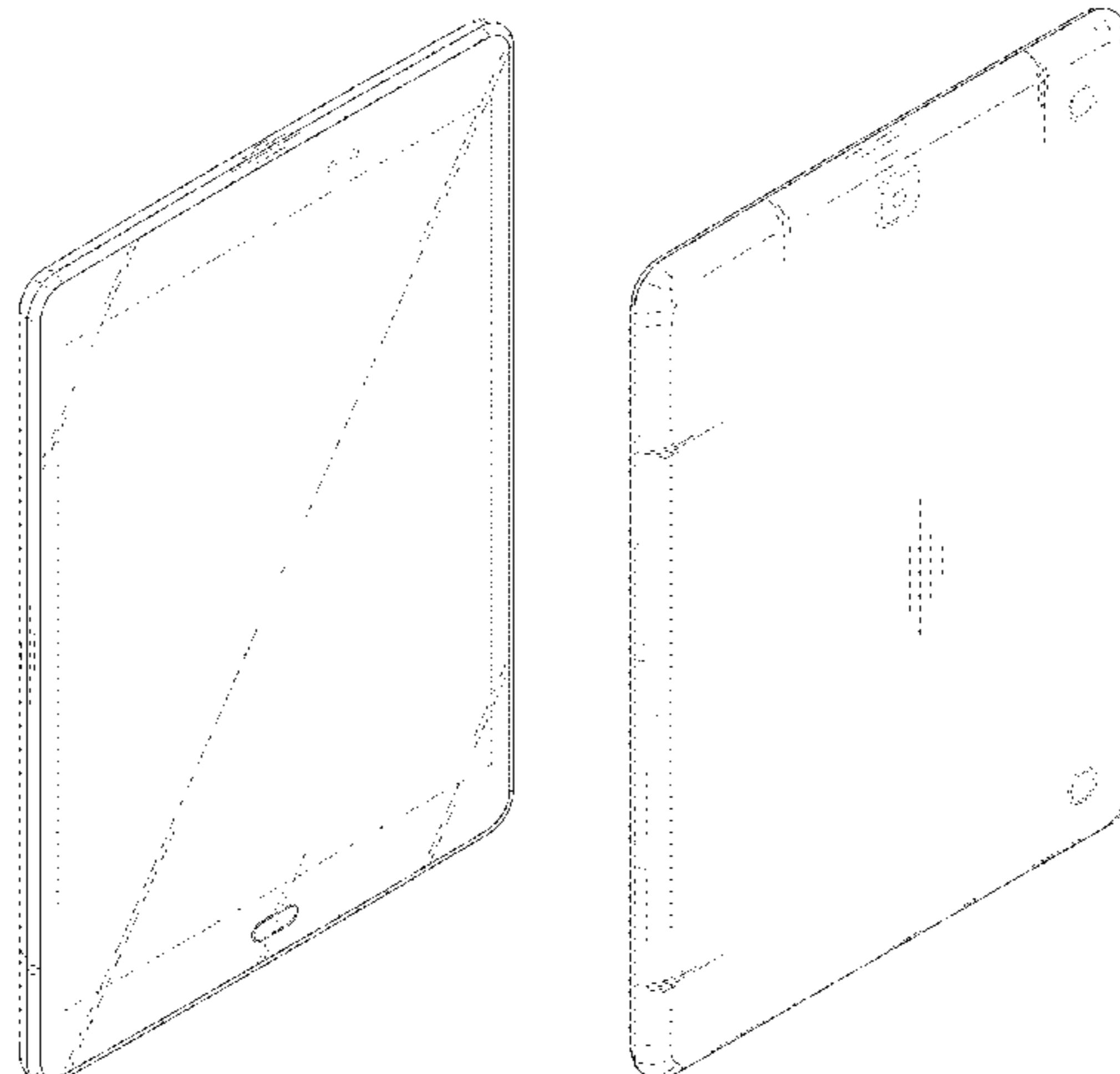
(57) **CLAIM**

We claim the ornamental design for an electronic device, as shown and described.

DESCRIPTION

FIG. 1 is a front perspective view of an electronic device showing our new design;
FIG. 2 is a front view thereof;
FIG. 3 is a rear view thereof;
FIG. 4 is a left-side view thereof;
FIG. 5 is a right-side view thereof;
FIG. 6 is a top view thereof;
FIG. 7 is a bottom view thereof; and,
FIG. 8 is a rear perspective view thereof.
The broken lines in the figures show portions of the electronic device which form no part of the claimed design.

1 Claim, 8 Drawing Sheets



(56)

References Cited

U.S. PATENT DOCUMENTS

D782,470 S * 3/2017 Raken D14/341
D787,466 S * 5/2017 Nishikawa D14/138 G
D791,121 S * 7/2017 Collins D14/341
D798,853 S * 10/2017 Park D14/248

OTHER PUBLICATIONS

Suwon Lee "Xiaomi announced the world's first Mi Pad tablet with tegra K1. Possible Design plagiarism of iPad Mini Retina?" [2014] www.bodnara.co.kr. May 16, 2014 <<http://www.bodnara.co.kr/bbs/article.html?num=108118>>.

Reinia "Finally the release of next generation's iPad?" [2013] reinia.net. Dec. 8, 2013 <<http://reinia.net/967>>.

"Samsung Galaxy Tab 4 8.0 LTE" www.gsmarena.com.<http://www.gsmarena.com/samsung_galaxy_tab_4_8_0_lte-6240.php>.

* cited by examiner

FIG. 1

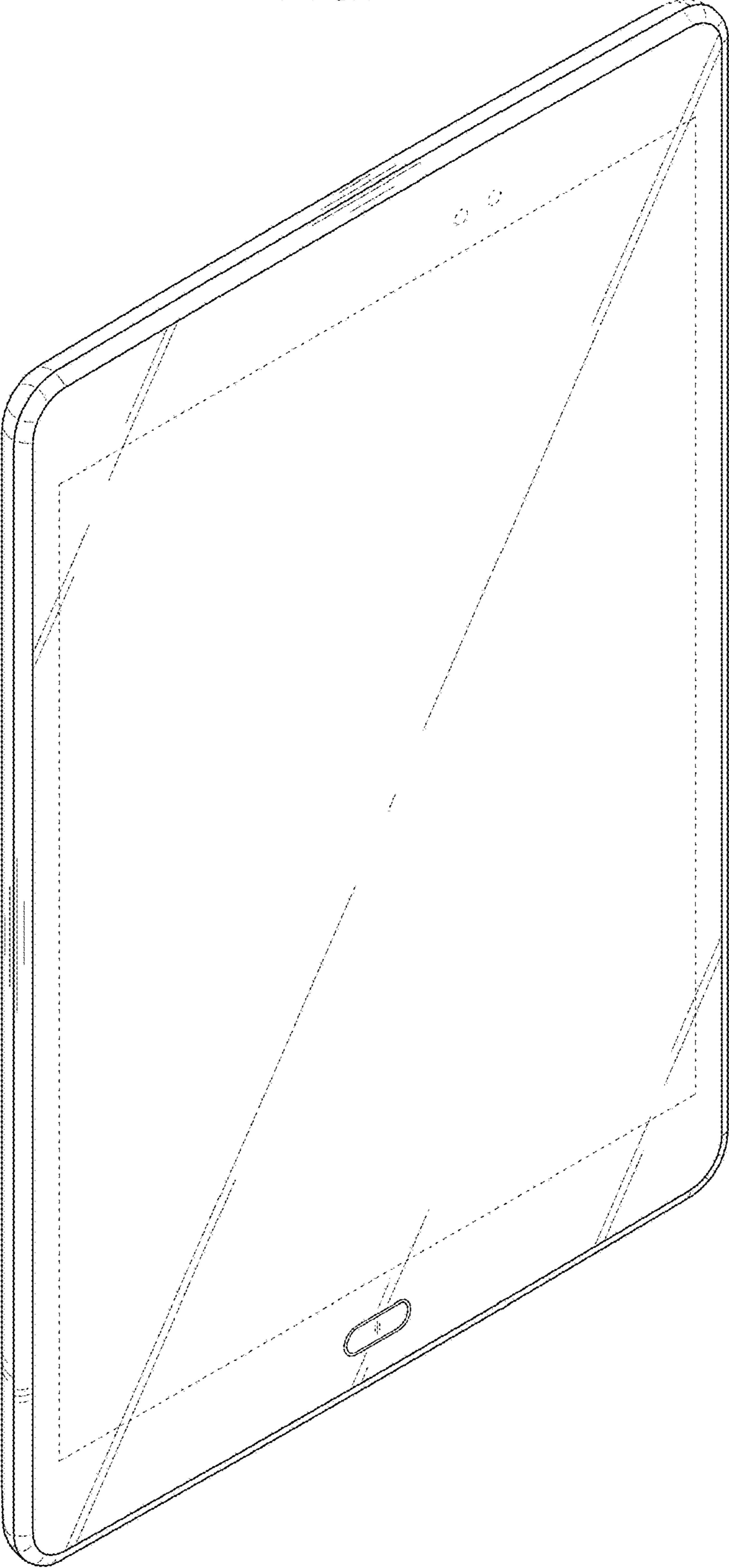


FIG. 2




FIG. 3




FIG. 4

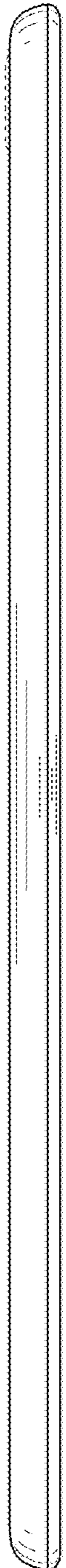


FIG. 5




FIG. 6




FIG. 7

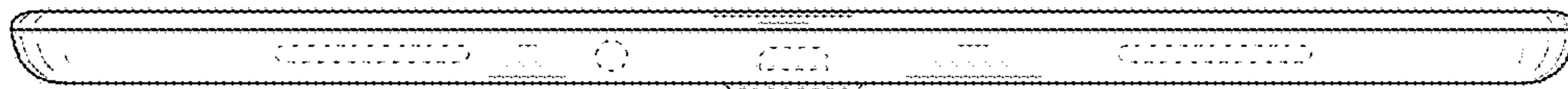


FIG. 8

