



US00D825544S

(12) **United States Design Patent**
Igarashi

(10) **Patent No.:** **US D825,544 S**

(45) **Date of Patent:** **** Aug. 14, 2018**

- (54) **MOBILE PHONE BUMPER**
- (71) Applicant: **Power Support Co., Ltd.**, Shibuya-ku, Tokyo (JP)
- (72) Inventor: **Katsushi Igarashi**, Shibuya-ku (JP)
- (73) Assignee: **Power Support Co., Ltd.**, Tokyo (JP)
- (**) Term: **15 Years**
- (21) Appl. No.: **29/589,377**
- (22) Filed: **Dec. 30, 2016**

- 8,430,240 B2 * 4/2013 Kim A45C 11/00
206/320
- D696,238 S 12/2013 Murchison et al.
- D696,240 S * 12/2013 Kim D14/250
- 8,655,422 B2 * 2/2014 Stiehl B29C 45/1676
361/730
- D706,255 S 6/2014 Akana et al.
- 8,879,245 B2 11/2014 Kim
- D749,567 S 2/2016 Lee et al.
- D754,651 S 4/2016 Roberts et al.
- D756,344 S * 5/2016 Roberts D14/250
- D772,210 S * 11/2016 Witter D14/250
- D775,614 S * 1/2017 Kim D14/250
- D776,099 S * 1/2017 Igarashi D14/250
- D776,100 S * 1/2017 Igarashi D14/250
- D778,894 S * 2/2017 Igarashi D14/250
- D787,490 S * 5/2017 Akana D14/250

Related U.S. Application Data

- (62) Division of application No. 29/519,249, filed on Mar. 3, 2015, now Pat. No. Des. 778,894.

Foreign Application Priority Data

- Sep. 4, 2014 (JP) 2014-019562
- Sep. 10, 2014 (JP) 2014-020118

- (51) **LOC (11) Cl.** **14-03**
- (52) **U.S. Cl.**
USPC **D14/250**

- (58) **Field of Classification Search**
USPC D14/250-253, 138 AA, 138 C, 138 G,
D14/138 R, 142, 188, 203.1-203.7, 217,
D14/238.1, 240, 248, 341, 345; D3/218
CPC A45C 1/06; A45C 11/00; A45C 11/002;
A45C 2011/002; A45F 2005/026; A45F
2200/0525; A45F 2200/516; H04M
1/0283; H04M 1/0202; H04M 1/003;
H04B 1/3888

See application file for complete search history.

(56) **References Cited**

U.S. PATENT DOCUMENTS

- D671,930 S 12/2012 Akana et al.
- D674,789 S 1/2013 Wen

(Continued)

Primary Examiner — Eric L Goodman

Assistant Examiner — Amy C Wierenga

(74) *Attorney, Agent, or Firm* — Christensen O'Connor Johnson Kindness PLLC

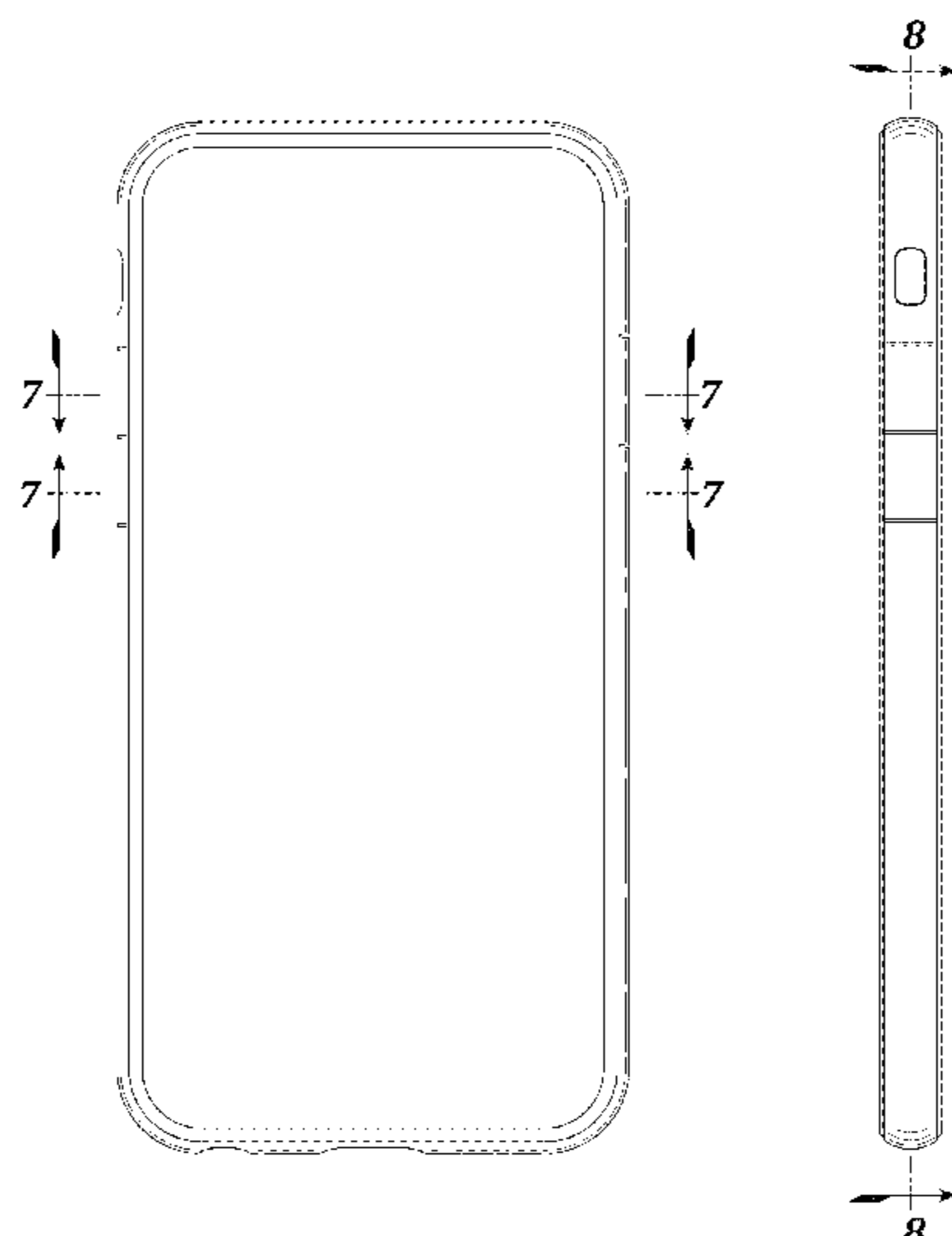
(57) **CLAIM**

The ornamental design for a mobile phone bumper, as shown and described.

DESCRIPTION

FIG. 1 is a front elevation view of a mobile phone bumper showing my new design;
 FIG. 2 is a rear elevation view thereof;
 FIG. 3 is a left side elevation thereof;
 FIG. 4 is a right side elevation thereof;
 FIG. 5 is a top plan view thereof;
 FIG. 6 is a bottom plan view thereof;
 FIG. 7 is a partial cross-sectional view through line 7-7 in FIG. 1; and,
 FIG. 8 is a partial cross-sectional view through line 8-8 in FIG. 3.

1 Claim, 5 Drawing Sheets



(56)

References Cited

U.S. PATENT DOCUMENTS

D808,376	S	*	1/2018	Kim	D14/250
D809,496	S	*	2/2018	Kim	D14/250
D813,217	S	*	3/2018	Kim	D14/250
2012/0175165	A1		7/2012	Merz et al.	
2012/0257340	A1		10/2012	Kim	
2014/0069824	A1		3/2014	Kalashnikov	
2016/0051021	A1		2/2016	Onda et al.	
2016/0095241	A1		3/2016	Probst	
2016/0119014	A1		4/2016	Johnson et al.	

* cited by examiner

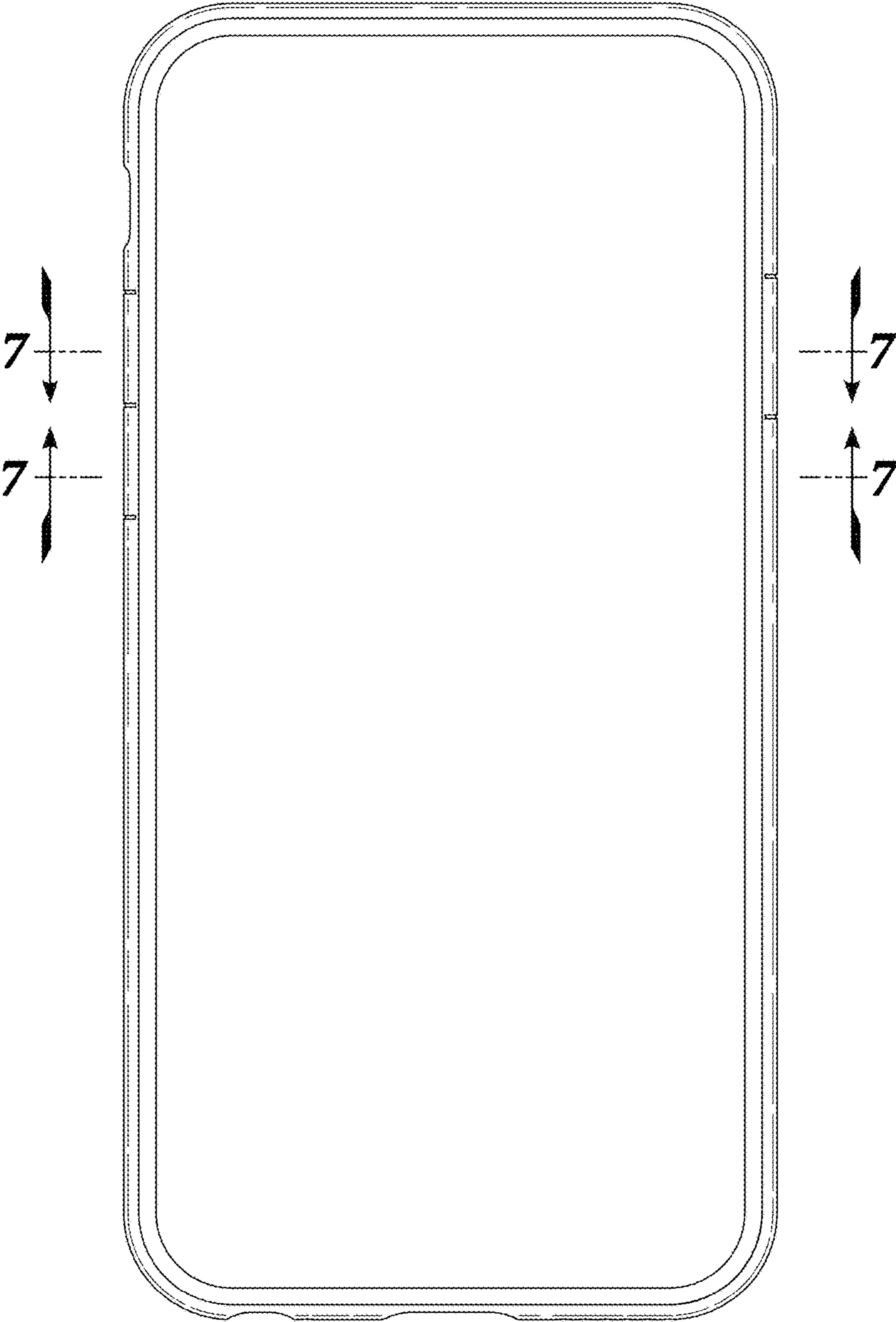


FIG. 1




FIG. 2

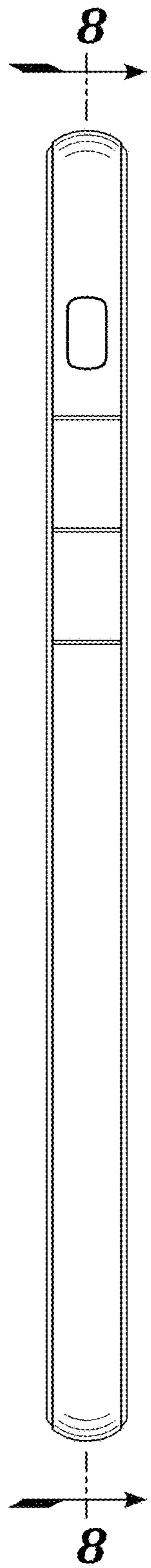


FIG. 3




FIG. 4



FIG. 5




FIG. 6



FIG. 7




FIG. 8