



US00D825543S

(12) **United States Design Patent** (10) **Patent No.:** **US D825,543 S**
Kim (45) **Date of Patent:** **** Aug. 14, 2018**

(54) **CASE FOR ELECTRONIC DEVICES**

(71) Applicant: **Dae-Young Kim**, Seoul (KR)

(72) Inventor: **Dae-Young Kim**, Seoul (KR)

(73) Assignee: **SPIGEN KOREA CO., LTD.**,
Bongeunsa-ro, Gangnam-gu, Seoul (KR)

(**) Term: **15 Years**

(21) Appl. No.: **29/575,833**

(22) Filed: **Aug. 29, 2016**

(51) **LOC (11) Cl.** **14-03**

(52) **U.S. Cl.**
USPC **D14/250**

(58) **Field of Classification Search**
USPC D14/143, 189, 203.2–203.7, 217, 238.1,
D14/240, 248, 250–253, 440, 447, 496;
D3/201, 218, 247–251, 269, 273, 301,
D3/303; D13/103, 107–108, 119
CPC A45C 1/06; A45C 11/00; A45C 13/02;
A45C 2011/002; A45F 2005/026; A45F
2200/0525; A45F 2200/0516; H04B
1/3888; H04M 1/0283; H04M 1/0202
See application file for complete search history.

(56) **References Cited**

U.S. PATENT DOCUMENTS

D618,230 S * 6/2010 Brown D14/250
D626,121 S * 10/2010 Richardson D14/250
D626,538 S * 11/2010 Brown D14/250
D643,029 S * 8/2011 Feng D14/250
D653,202 S 1/2012 Hasbrook et al.
D655,281 S 3/2012 Turocy
D656,495 S 3/2012 Andre et al.
D658,166 S 4/2012 Bau
D663,263 S 7/2012 Gupta et al.
D669,458 S 10/2012 Wilson et al.
8,286,789 B2 10/2012 Wilson et al.
D671,106 S * 11/2012 Rothbaum D14/250

D679,271 S 4/2013 Liu
8,442,604 B1 5/2013 Diebel
8,457,701 B2 6/2013 Diebel
8,509,864 B1 8/2013 Diebel
8,655,422 B2 2/2014 Stiehl et al.
D700,598 S * 3/2014 Kim D14/250
D706,254 S * 6/2014 Chang D14/217
(Continued)

OTHER PUBLICATIONS

Spigen Ultra Hybrid S, posted at amazon.com, earliest date reviewed on Sep. 13, 2017, [online], acquired on Oct. 24, 2017. Available from Internet, (Year: 2016).*
(Continued)

Primary Examiner — Cathron C Brooks
Assistant Examiner — Aula Soroush
(74) *Attorney, Agent, or Firm* — Heedong Chae; Lucem, PC

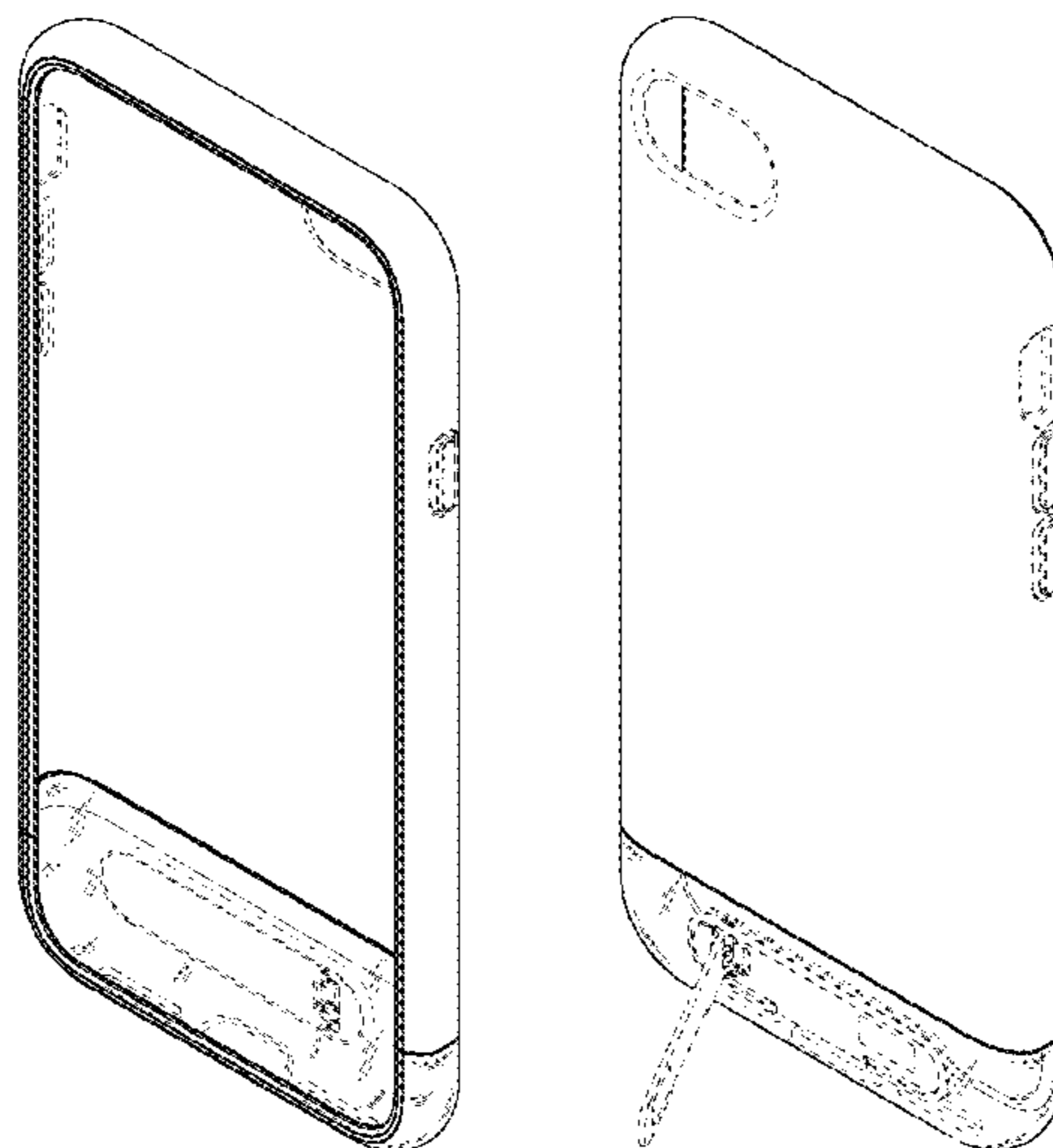
(57) **CLAIM**

The ornamental design for a case for electronic devices, as shown and described.

DESCRIPTION

FIG. 1 is a front perspective view of a partially transparent case for electronic devices showing my new design; FIG. 2 is a rear perspective view thereof; FIG. 3 is a front elevational view thereof; FIG. 4 is a rear elevational view thereof; FIG. 5 is a left side elevational view thereof; FIG. 6 is a right side elevational view thereof; FIG. 7 is a top plan view thereof; FIG. 8 is a bottom plan view thereof; and, FIG. 9 is a three-dimensional view of the case with a support leg extended. The broken lines in the drawings illustrate portions of the case for electronic devices and form no part of the claimed design.

1 Claim, 9 Drawing Sheets



(56)

References Cited

U.S. PATENT DOCUMENTS

8,777,003 B2 7/2014 Hong et al.
 D710,795 S 8/2014 Gupta et al.
 D718,292 S 11/2014 Hemesath et al.
 D720,733 S * 1/2015 Fathollahi D14/250
 D722,310 S * 2/2015 Diebel D14/250
 D722,311 S 2/2015 Diebel
 9,185,813 B2 11/2015 Diebel
 D744,995 S 12/2015 Lerenthal
 D746,275 S 12/2015 Mohammad
 D749,555 S 2/2016 Poon et al.
 9,313,305 B1 4/2016 Diebel
 D756,909 S 5/2016 Gupta et al.
 D756,910 S 5/2016 Gupta et al.
 D756,911 S 5/2016 Gupta et al.
 D763,841 S 8/2016 Kim
 D775,613 S 1/2017 Diebel
 D776,104 S * 1/2017 Tien D14/250
 D779,470 S 2/2017 Kim et al.
 D780,167 S * 2/2017 Tien D14/250
 D781,837 S 3/2017 Kim et al.
 D787,491 S * 5/2017 Kim D14/250
 9,660,683 B2 5/2017 Tien

D788,756 S * 6/2017 Kim D14/250
 D789,344 S * 6/2017 Kim D14/250
 D789,345 S * 6/2017 Kim D14/250
 D789,346 S * 6/2017 Akana D14/250
 9,677,702 B2 6/2017 Kim
 D797,091 S * 9/2017 To D14/250
 D797,092 S * 9/2017 To D14/250
 D797,093 S * 9/2017 To D14/250
 D797,094 S * 9/2017 Kim D14/250
 D798,284 S * 9/2017 Kim D14/250
 D800,103 S * 10/2017 Andre D14/250
 D800,104 S * 10/2017 Kim D14/250
 D800,711 S * 10/2017 Kim D14/250
 D800,713 S * 10/2017 Kim D14/250

OTHER PUBLICATIONS

iPhone 6 Plus / 6s Plus Case, OWM [Half Soft / Half Hard], posted at amazon.com, earliest date reviewed on Sep. 13, 2017, [online], acquired on Aug. 1, 2017. Available from Internet, <URL: <https://www.amazon.co.uk/iPhone-Case-OWM-Half-Transparent/dp/B073BMDZCV>> (Year: 2017).*

* cited by examiner

FIG. 1




FIG. 2




FIG. 3




FIG. 4




FIG. 5



FIG. 6




FIG. 7



FIG. 8



FIG. 9

