



US00D825534S

(12) **United States Design Patent**  
**Kim et al.**

(10) **Patent No.:** **US D825,534 S**  
(45) **Date of Patent:** **\*\* Aug. 14, 2018**

(54) **EARPHONE**

- (71) Applicant: **Samsung Electronics Co., Ltd.**,  
Suwon-si (KR)
- (72) Inventors: **Goang-Tae Kim**, Gwangmyeong-si  
(KR); **Yong-Seok Bang**, Yongin-si (KR)
- (73) Assignee: **Samsung Electronics Co., Ltd.**,  
Suwon-si (KR)
- (\*\*) Term: **15 Years**
- (21) Appl. No.: **29/601,551**
- (22) Filed: **Apr. 24, 2017**

(30) **Foreign Application Priority Data**

- Jan. 4, 2017 (KR) ..... 30-2017-0000409
- (51) **LOC (11) Cl.** ..... **14-01**
- (52) **U.S. Cl.**  
USPC ..... **D14/223**
- (58) **Field of Classification Search**  
USPC ..... D14/223, 205; 181/129, 130, 135;  
379/430, 431; 381/380, 381, 370, 74;  
455/90.3, 575.1, 569.1  
CPC ..... H04R 1/10; H04R 25/00; H04R 1/1066;  
H04R 1/1016; H04R 5/033; H04R 5/0335  
See application file for complete search history.

(56) **References Cited**

**U.S. PATENT DOCUMENTS**

- D300,528 S \* 4/1989 Drane ..... D13/171
- 5,363,444 A \* 11/1994 Norris ..... H04M 1/05  
379/430
- 5,373,555 A \* 12/1994 Norris ..... H04M 1/05  
379/430
- 5,410,608 A \* 4/1995 Lucey ..... H04R 1/083  
381/360
- D374,658 S \* 10/1996 Bever ..... D13/171

(Continued)

**FOREIGN PATENT DOCUMENTS**

- CN 2008300045277 3/2009
- CN 201330359213 5/2014

(Continued)

*Primary Examiner* — Paula Allen Greene  
(74) *Attorney, Agent, or Firm* — NSIP Law

(57) **CLAIM**

We claim the ornamental design for an earphone, as shown and described.

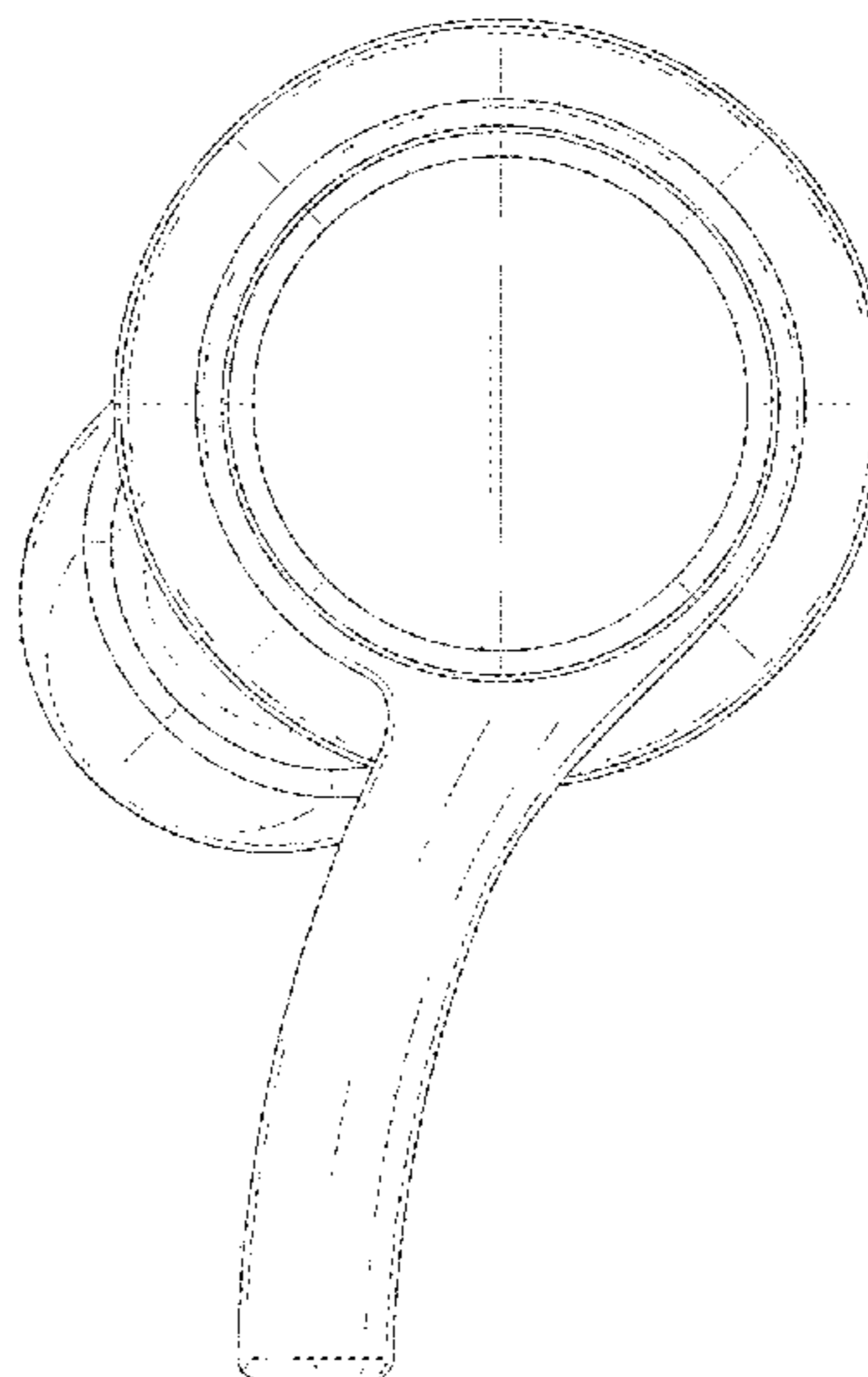
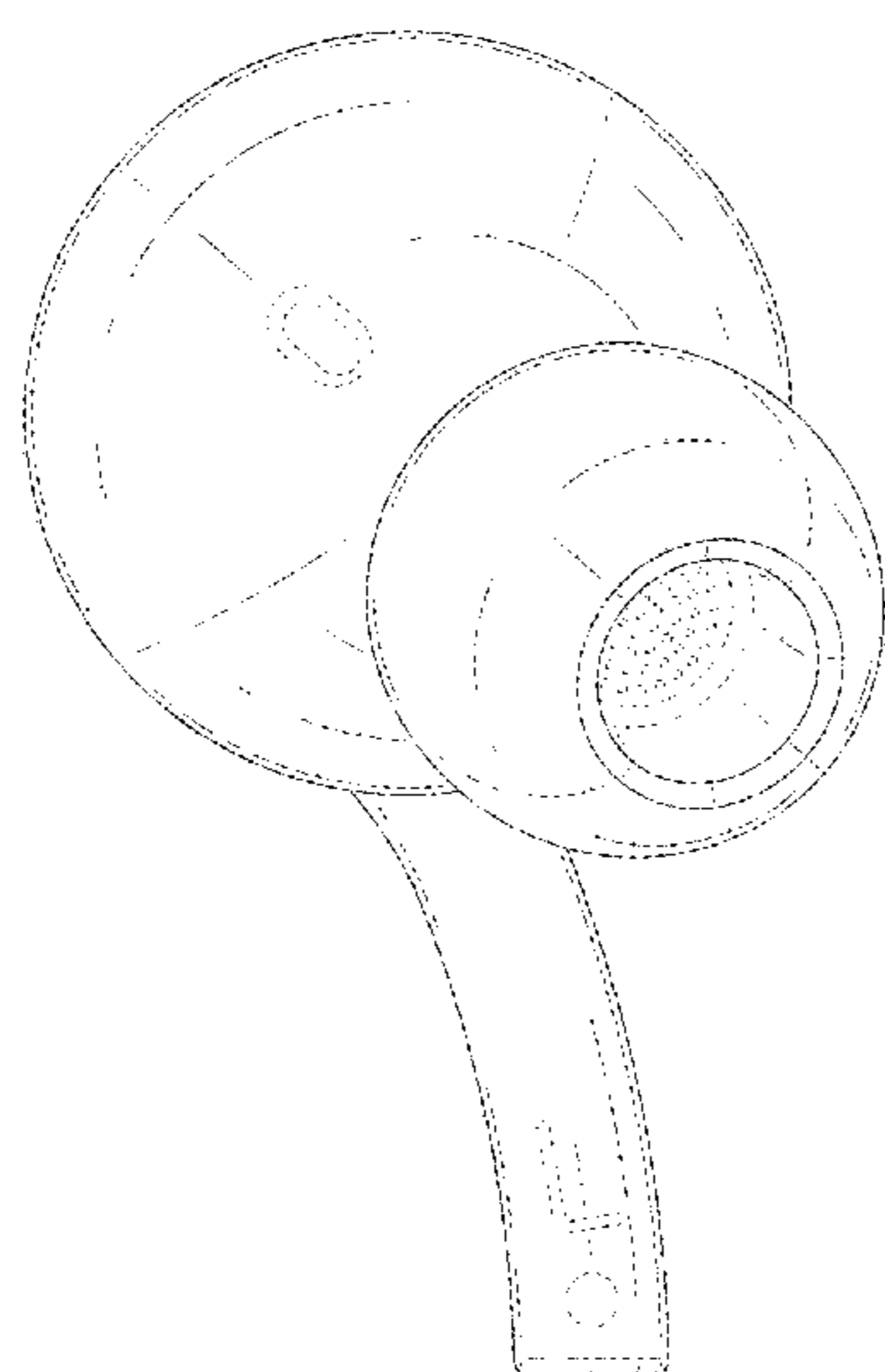
**DESCRIPTION**

FIG. 1 is a front perspective view of an earphone showing our new design;  
 FIG. 2 is a front elevational view thereof;  
 FIG. 3 is a rear elevational view thereof;  
 FIG. 4 is a left-side elevational view thereof;  
 FIG. 5 is a right-side elevational view thereof;  
 FIG. 6 is a top plan view thereof;  
 FIG. 7 is a bottom plan view thereof;  
 FIG. 8 is a rear perspective view thereof;  
 FIG. 9 is a front perspective view thereof shown in an example environment; and,  
 FIG. 10 is a front view thereof shown in an example environment.

The broken lines in the figures depict environmental subject matter and form no part of the claimed design. The dot-dash broken lines define boundaries of the claimed design and form no part of the claimed design.

The earphone cord that is drawn in broken lines is shown with a symbolic break in its length. The broken and unclaimed dot dash curved lines in FIG. 9 and the broken and unclaimed closely spaced dot dash curved lines in FIG. 10 form no part of the claimed design. The appearance of any portion of the article between the break lines forms no part of the claimed design.

**1 Claim, 10 Drawing Sheets**



(56)

References Cited

U.S. PATENT DOCUMENTS

5,812,680 A \* 9/1998 Glendon ..... H04R 25/60  
381/322  
6,493,453 B1 \* 12/2002 Glendon ..... H04R 23/008  
381/322  
D531,169 S \* 10/2006 Tokioka ..... D14/223  
D539,268 S \* 3/2007 Suzuki ..... D14/206  
D554,627 S \* 11/2007 Gondo ..... D14/223  
D556,741 S \* 12/2007 Yeo ..... D14/205  
D567,217 S \* 4/2008 Kamo ..... D14/205  
D572,703 S \* 7/2008 Ledbetter ..... D14/205  
D576,154 S \* 9/2008 Ledbetter ..... D14/223  
D579,005 S \* 10/2008 Wilhelmsen ..... D14/223  
D587,681 S \* 3/2009 Yanai ..... D14/205  
D587,685 S \* 3/2009 Densho ..... D14/206  
D589,498 S \* 3/2009 Komiyama ..... D14/223  
D598,894 S \* 8/2009 Masuda ..... D14/205  
D599,778 S \* 9/2009 Ando ..... D14/205  
D627,764 S \* 11/2010 Tsai ..... D14/223  
D628,564 S \* 12/2010 Chong ..... D14/223  
D629,395 S \* 12/2010 Lee ..... D14/223  
D642,163 S \* 7/2011 Lee ..... D14/223  
D643,416 S \* 8/2011 Chong ..... D14/223  
D647,081 S \* 10/2011 Kwon ..... D14/223  
D660,290 S \* 5/2012 Weedon ..... D14/223  
D678,251 S \* 3/2013 Cantoni ..... D14/223  
8,391,536 B2 \* 3/2013 Hashimoto ..... H04R 1/1016  
381/370  
8,422,717 B2 \* 4/2013 Lin ..... H04R 1/1091  
181/129

D683,332 S \* 5/2013 Lee ..... D14/223  
8,712,087 B2 \* 4/2014 Ozawa ..... H04R 1/345  
181/130  
D718,286 S \* 11/2014 Yang ..... D14/223  
D719,548 S \* 12/2014 Thompson ..... D14/223  
D732,509 S \* 6/2015 Brunner ..... H04R 25/00  
D14/223  
D735,699 S \* 8/2015 Yasuda ..... D14/223  
D740,255 S \* 10/2015 Samrelius ..... D14/206  
D742,860 S \* 11/2015 Miyake ..... D14/223  
D746,268 S \* 12/2015 Karayiannis ..... D14/223  
D746,792 S \* 1/2016 Kim ..... D14/205  
D751,530 S \* 3/2016 Kolton ..... D14/205  
D760,202 S \* 6/2016 Hsieh ..... D14/223  
D762,196 S \* 7/2016 Hsieh ..... D14/223  
D762,616 S \* 8/2016 Hsieh ..... D14/205  
D809,487 S \* 2/2018 Lee ..... D14/223  
D813,196 S \* 3/2018 Yang ..... D14/205  
D814,438 S \* 4/2018 Brunner ..... D14/205  
D815,069 S \* 4/2018 Xiong ..... D14/223  
2007/0189570 A1 \* 8/2007 Matsuo ..... H04R 1/1016  
381/382  
2011/0249856 A1 \* 10/2011 Takei ..... H04R 1/1016  
381/380

FOREIGN PATENT DOCUMENTS

CN 201430315806 4/2015  
CN 2015304119104 4/2016  
EM 001280275-0004 7/2011

\* cited by examiner

FIG. 1




FIG. 2

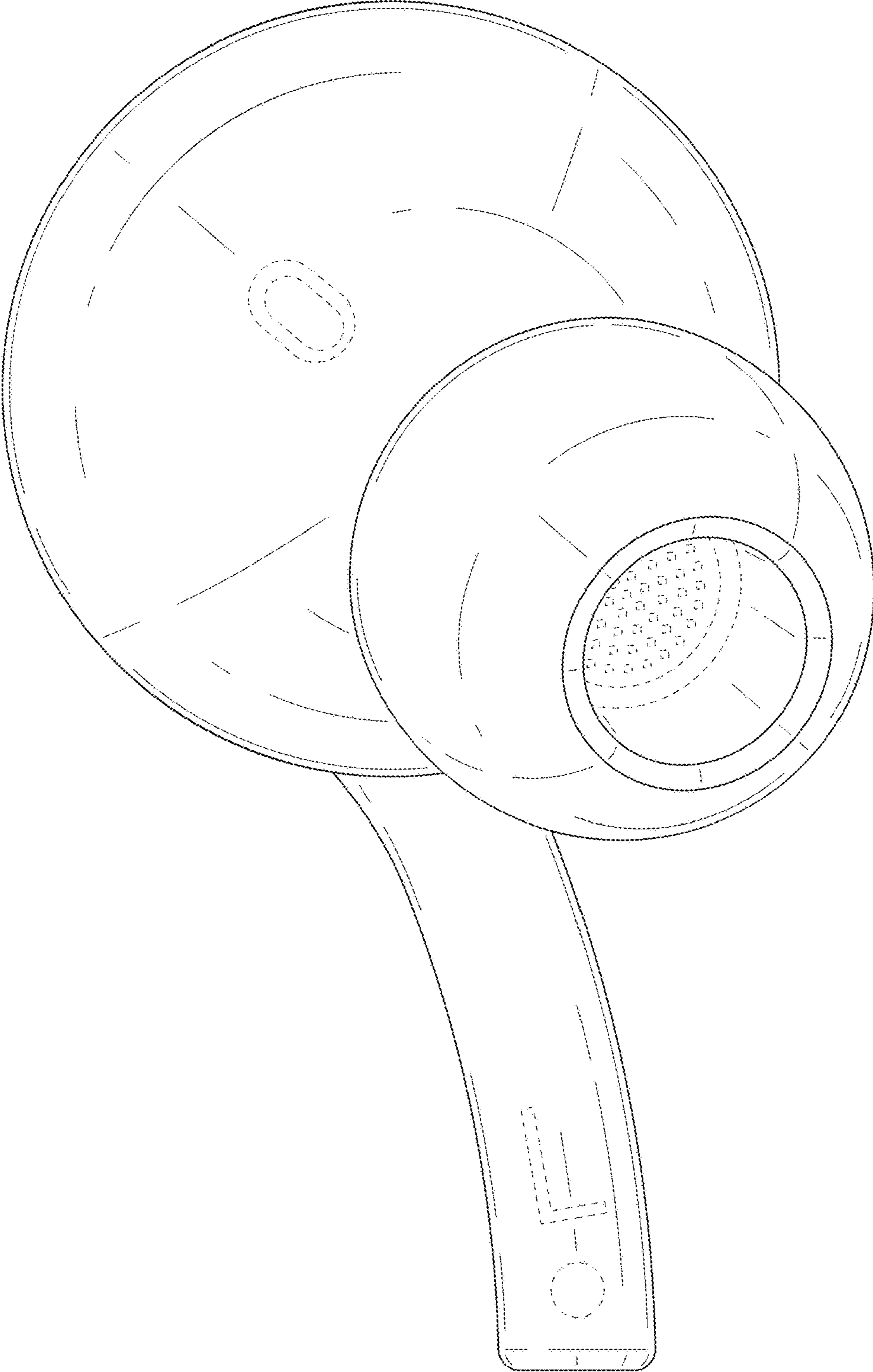




FIG. 3

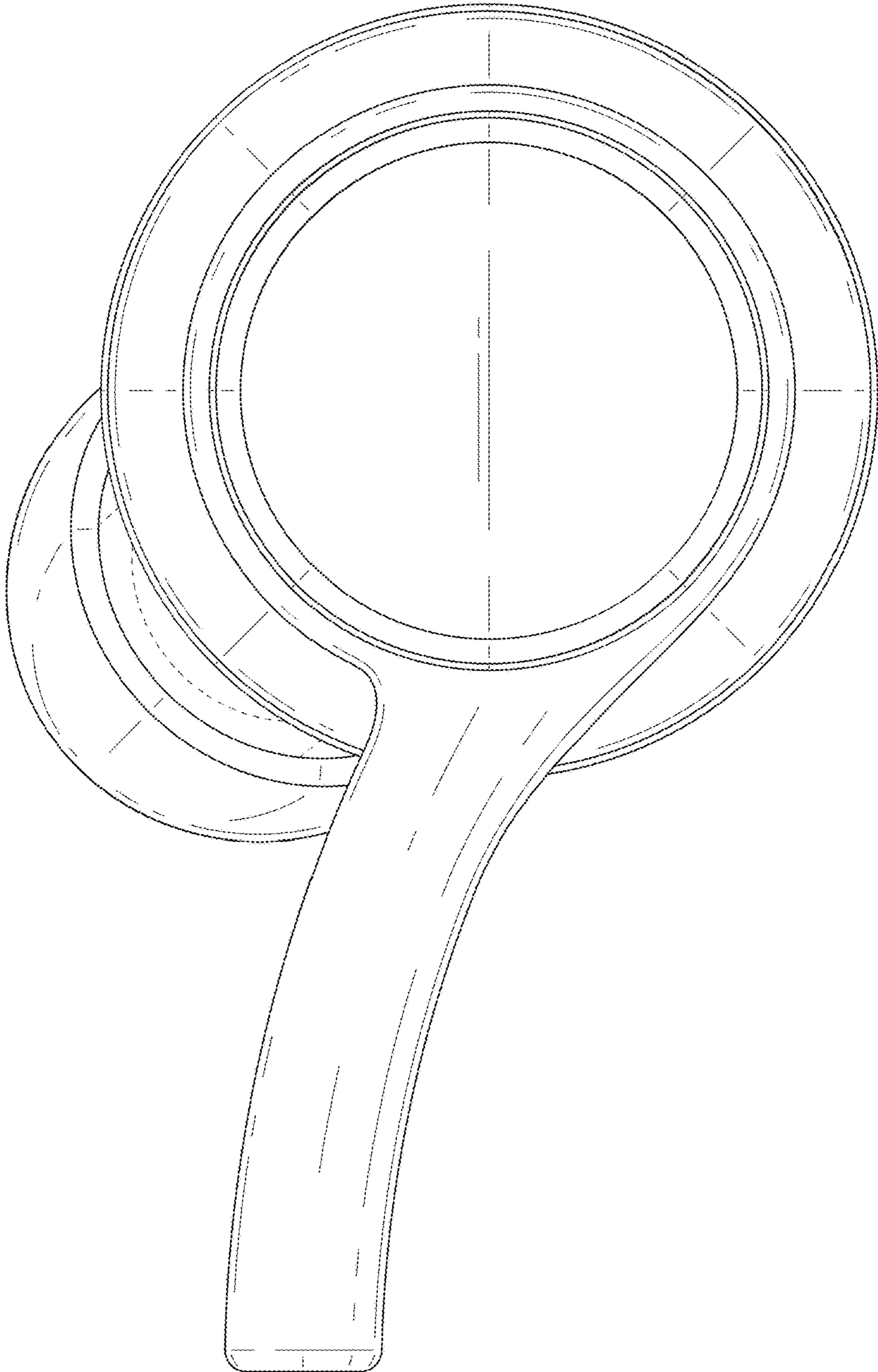


FIG. 4

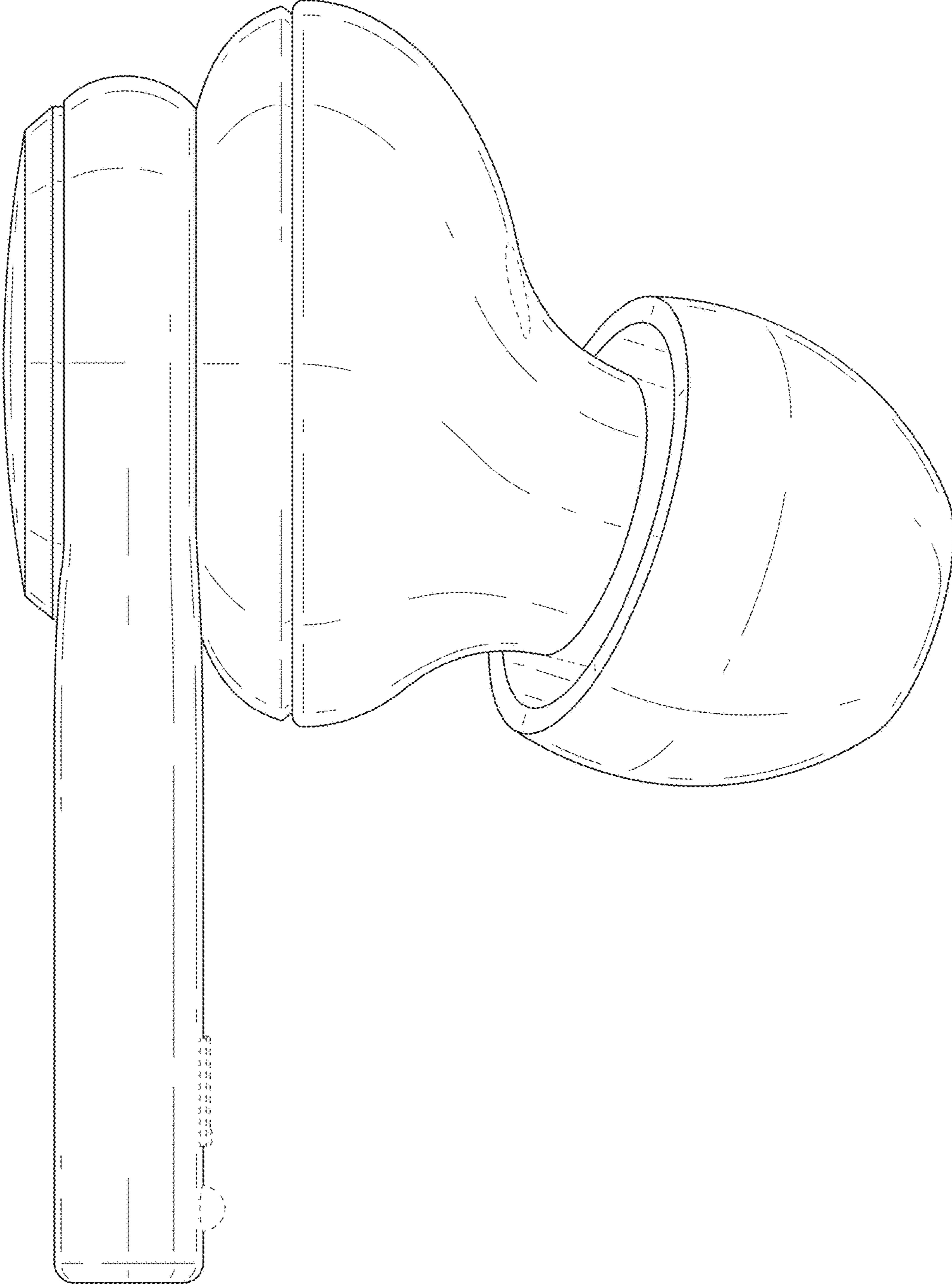


FIG. 5

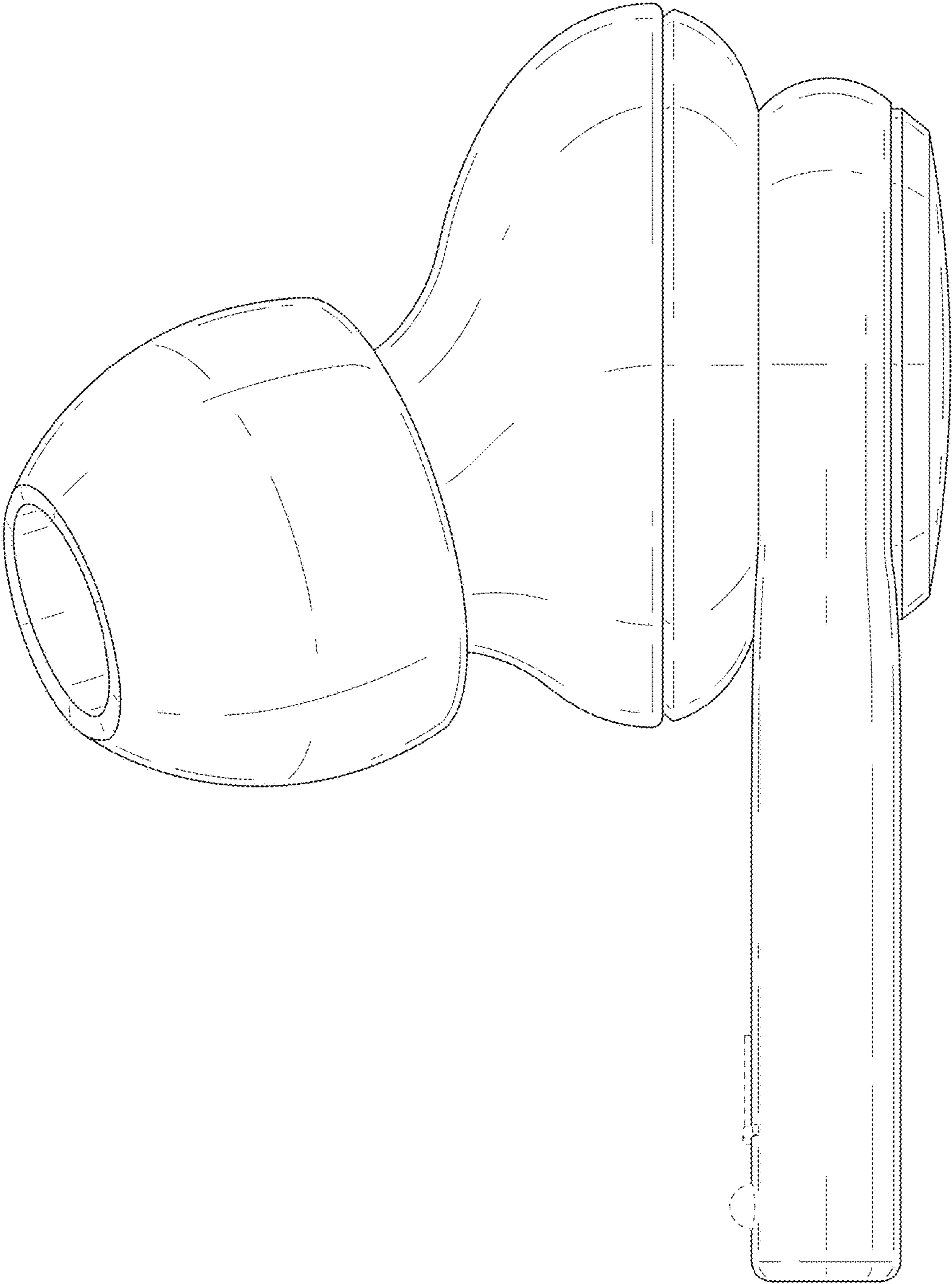


FIG. 6

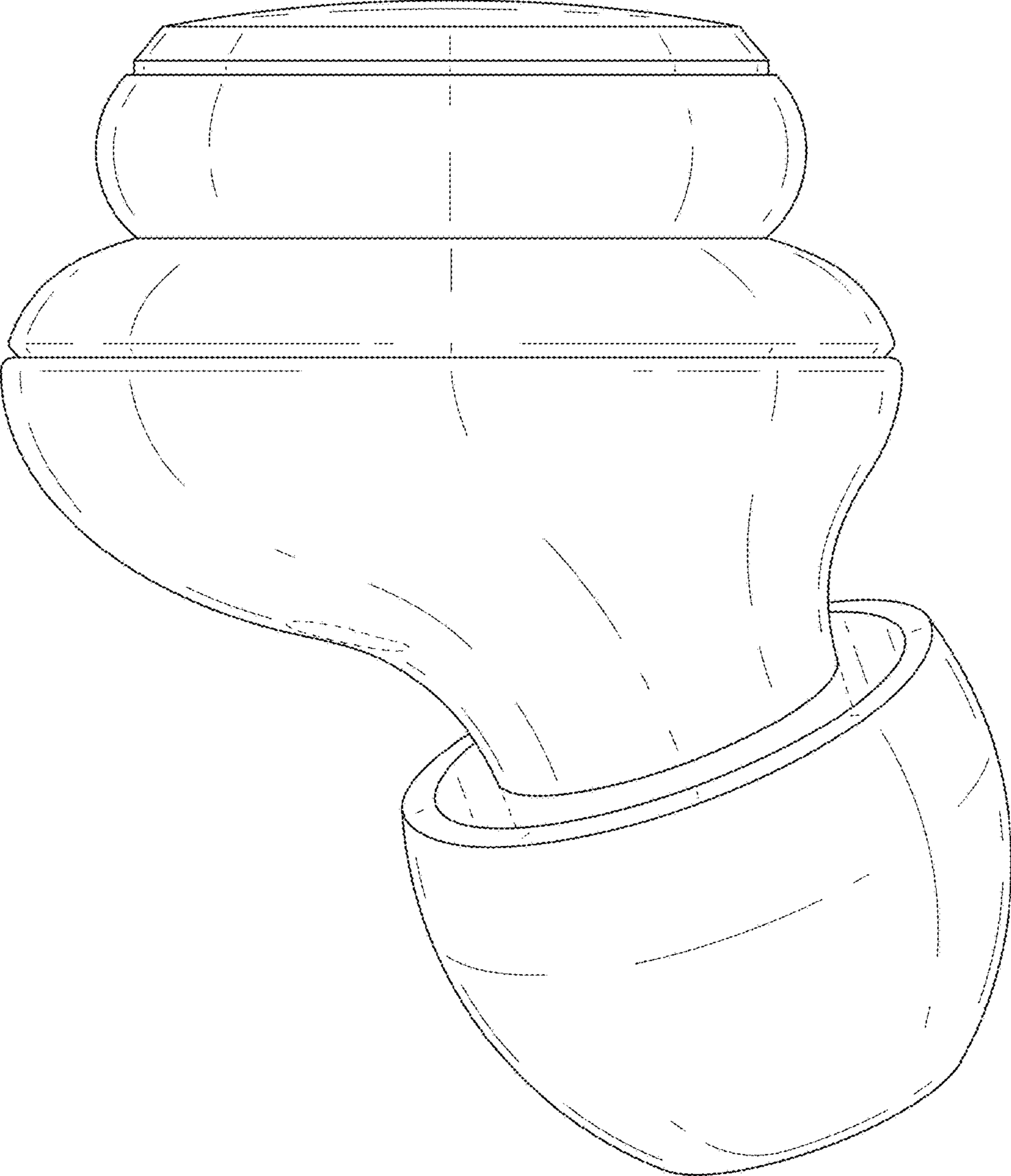




FIG. 7

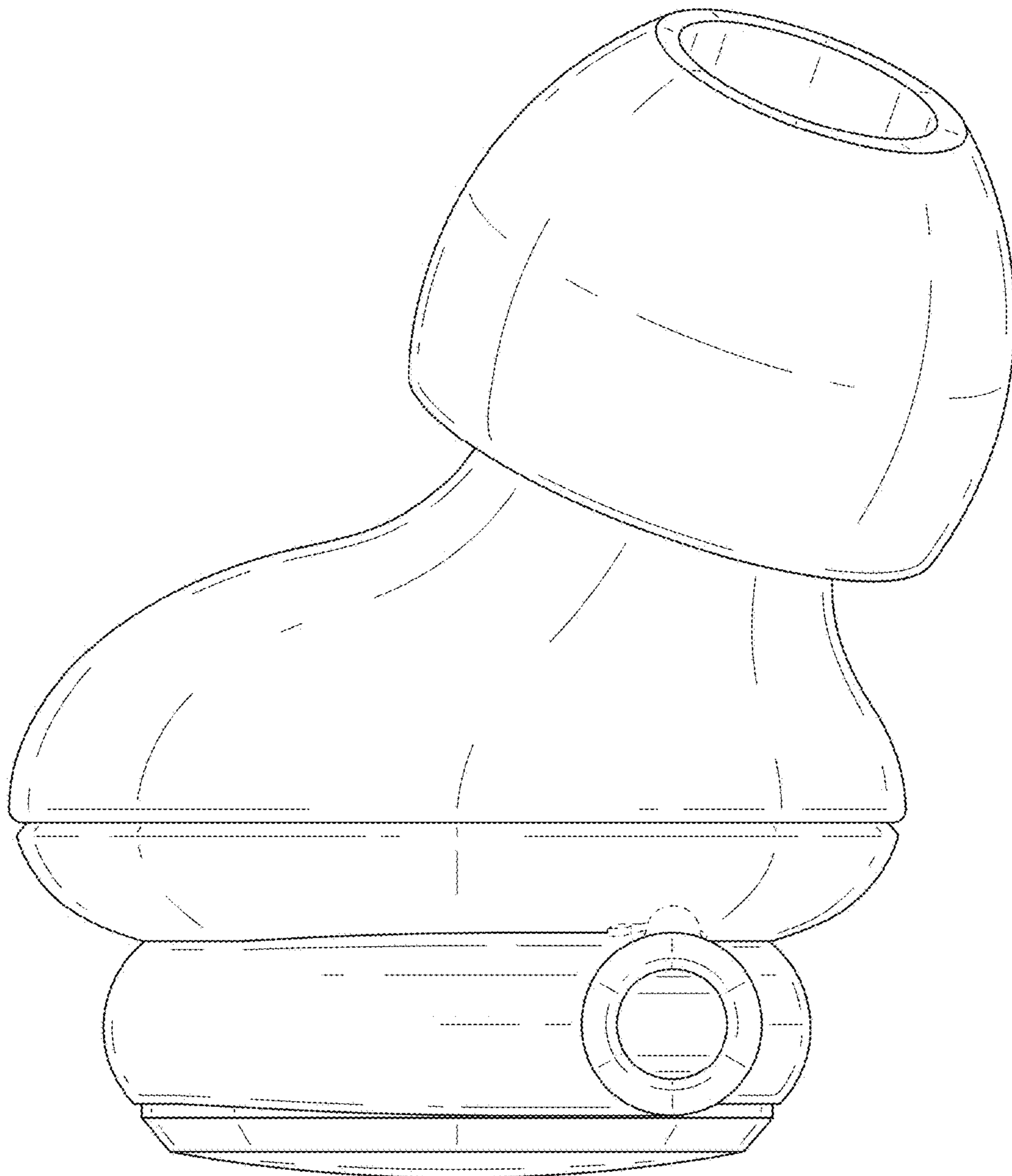


FIG. 8

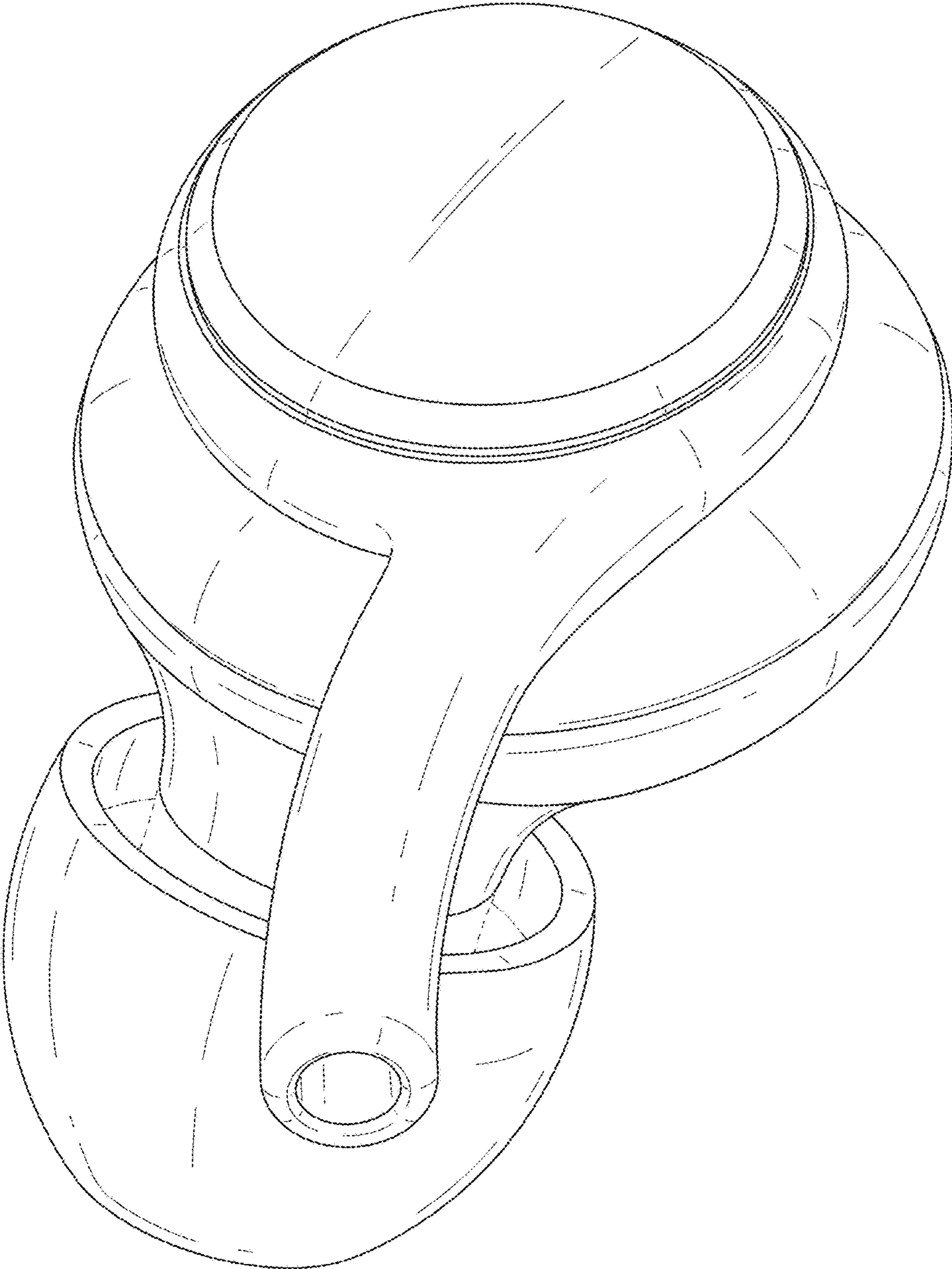


FIG. 9

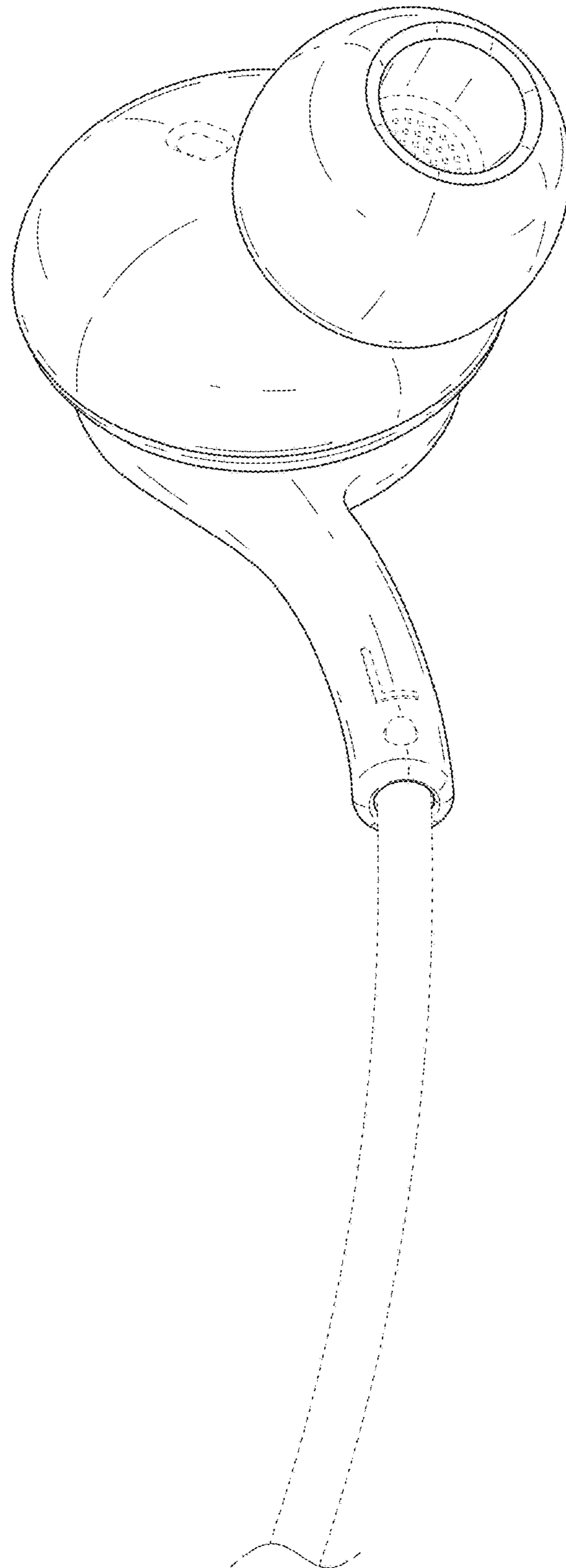


FIG. 10

