



US00D82525S

(12) **United States Design Patent**
Hu

(10) **Patent No.:** **US D825,525 S**

(45) **Date of Patent:** **** Aug. 14, 2018**

(54) **EARPHONE**

(71) Applicant: **MPOW TECHNOLOGY CO., LIMITED**, Hong Kong (HK)

(72) Inventor: **Zaihui Hu**, Shenzhen (CN)

(73) Assignee: **MPOW TECHNOLOGY CO., LIMITED**, Hong Kong (HK)

(**) Term: **15 Years**

(21) Appl. No.: **29/642,330**

(22) Filed: **Mar. 29, 2018**

(51) **LOC (11) Cl.** **14-01**

(52) **U.S. Cl.**
USPC **D14/206**; D14/205

(58) **Field of Classification Search**
USPC D14/206, 205; D24/174; 128/865, 866, 128/867; 181/129, 130, 135; 379/430, 379/431; 381/380, 381, 323, 375, 74; 455/90.3, 575.1, 569.1
CPC H04R 1/105; H04R 25/00; H04R 25/02; H04R 1/10; H04R 1/1066; H04R 1/1016; H04R 1/1091; H04R 1/1033
See application file for complete search history.

(56) **References Cited**

U.S. PATENT DOCUMENTS

- 2,641,327 A * 6/1953 Balmer H04R 1/105
181/129
- D179,150 S * 11/1956 Norris D14/192
- 3,475,566 A * 10/1969 Bauer H01H 19/62
381/322
- 4,972,468 A * 11/1990 Murase H04B 1/385
379/430
- D318,669 S * 7/1991 Nakayama D14/205
- D337,587 S * 7/1993 Nakayama D14/205
- 5,412,735 A * 5/1995 Engebretson G10L 21/0208
381/317

- D368,716 S * 4/1996 Shudo D14/205
- D375,959 S * 11/1996 Davis D14/206
- 5,625,171 A * 4/1997 Marshall H04R 1/1058
181/130
- D420,007 S * 2/2000 Marshall D14/206
- D458,245 S * 6/2002 Masuda D14/192
- 6,490,362 B1 * 12/2002 Clegg H04R 1/083
379/430
- 6,603,863 B1 * 8/2003 Nagayoshi H04R 1/1066
381/370
- D498,227 S * 11/2004 Dyer D14/205
- D510,082 S * 9/2005 Olson D14/206
- D512,984 S * 12/2005 Ham D14/205
- D521,492 S * 5/2006 Ham D14/205
- D535,975 S * 1/2007 Brennwald D14/206
- D541,787 S * 5/2007 Ma D14/205
- D550,202 S * 9/2007 Meier D14/206

(Continued)

FOREIGN PATENT DOCUMENTS

CN 304145324 5/2017

Primary Examiner — Paula Allen Greene

(74) *Attorney, Agent, or Firm* — JCIPRNET

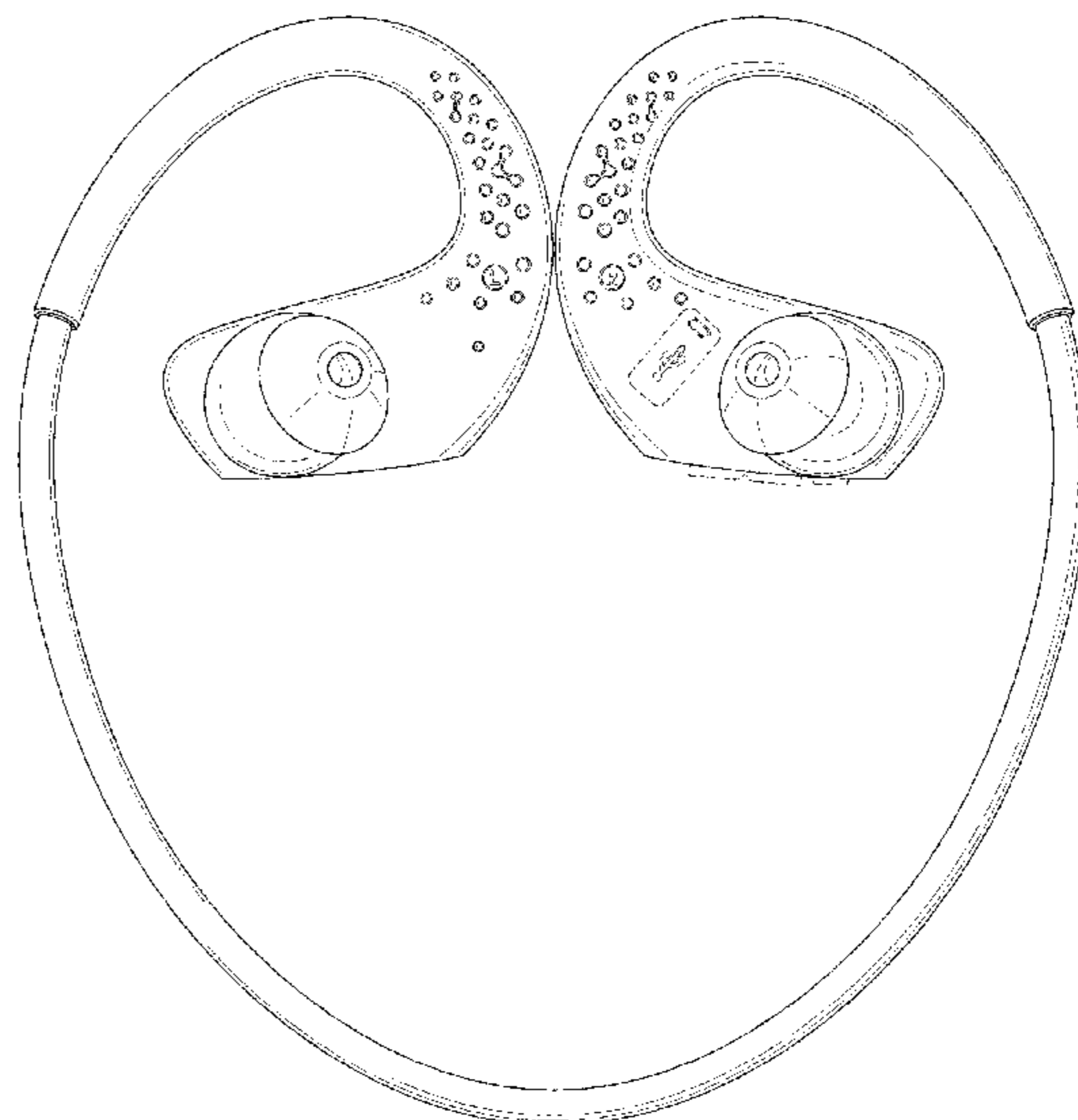
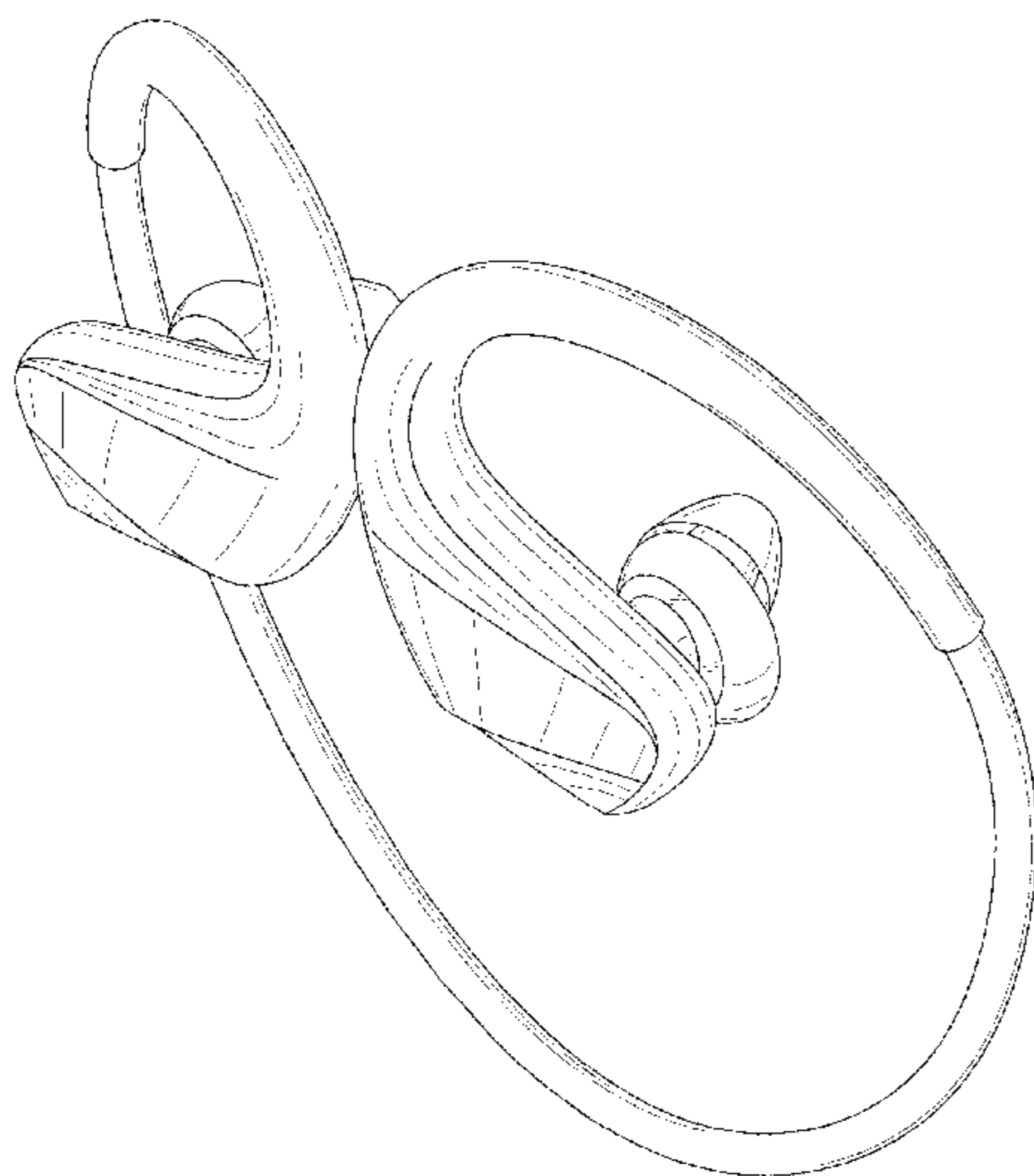
(57) **CLAIM**

The ornamental design for an earphone, as shown and described.

DESCRIPTION

FIG. 1 is a bottom perspective view of an earphone showing my new design;
 FIG. 2 is another perspective view thereof;
 FIG. 3 is a front view thereof;
 FIG. 4 is a rear view thereof;
 FIG. 5 is a left side view thereof;
 FIG. 6 is a right side view thereof;
 FIG. 7 is a top view thereof; and,
 FIG. 8 is a bottom view thereof.
 The dashed broken lines illustrate portions of the earphone and form no part of the claimed design.

1 Claim, 6 Drawing Sheets



(56)

References Cited

U.S. PATENT DOCUMENTS

D559,831 S *	1/2008	Lee	D14/205	D756,959 S *	5/2016	Lee	D14/205
D572,234 S *	7/2008	Reda	D14/205	D769,220 S *	10/2016	Burgett	D14/206
D601,125 S *	9/2009	Komiyama	D14/205	D776,642 S *	1/2017	Otani	D14/223
D619,561 S *	7/2010	Yang	D14/205	D778,257 S *	2/2017	Hu	D14/205
D630,186 S *	1/2011	Yang	D14/205	D784,290 S *	4/2017	Paterson	D14/205
D662,913 S *	7/2012	Birger	D14/206	D790,501 S *	6/2017	Wang	D14/205
D667,817 S *	9/2012	Otani	D14/223	D797,076 S *	9/2017	Zhang	D14/206
D678,858 S *	3/2013	Feng	D14/205	D800,692 S *	10/2017	Tan	D14/206
D681,002 S *	4/2013	Ham	D14/205	D807,331 S	1/2018	Morimoto		
D681,014 S *	4/2013	Ham	D14/206	D812,040 S *	3/2018	Yan	D14/206
D695,719 S *	12/2013	Burgett	D14/223	2007/0230735 A1 *	10/2007	Sung	H04R 1/1058 381/374
D699,213 S *	2/2014	Burgett	D14/205	2010/0166208 A1 *	7/2010	Kato	H04R 1/1033 381/74
D707,199 S *	6/2014	Cepress	H04R 1/10 D14/205	2011/0170702 A1 *	7/2011	Bays	H04R 5/0335 381/74
D710,326 S *	8/2014	Burgett	D14/205	2014/0119555 A1 *	5/2014	Lu	H04R 25/554 381/74
D717,765 S *	11/2014	Rausch	D14/205	2014/0307891 A1 *	10/2014	Burgett	H04R 1/105 381/74
D723,510 S *	3/2015	Ishikura	D14/205					
D745,490 S *	12/2015	Zheng	D14/205					

* cited by examiner

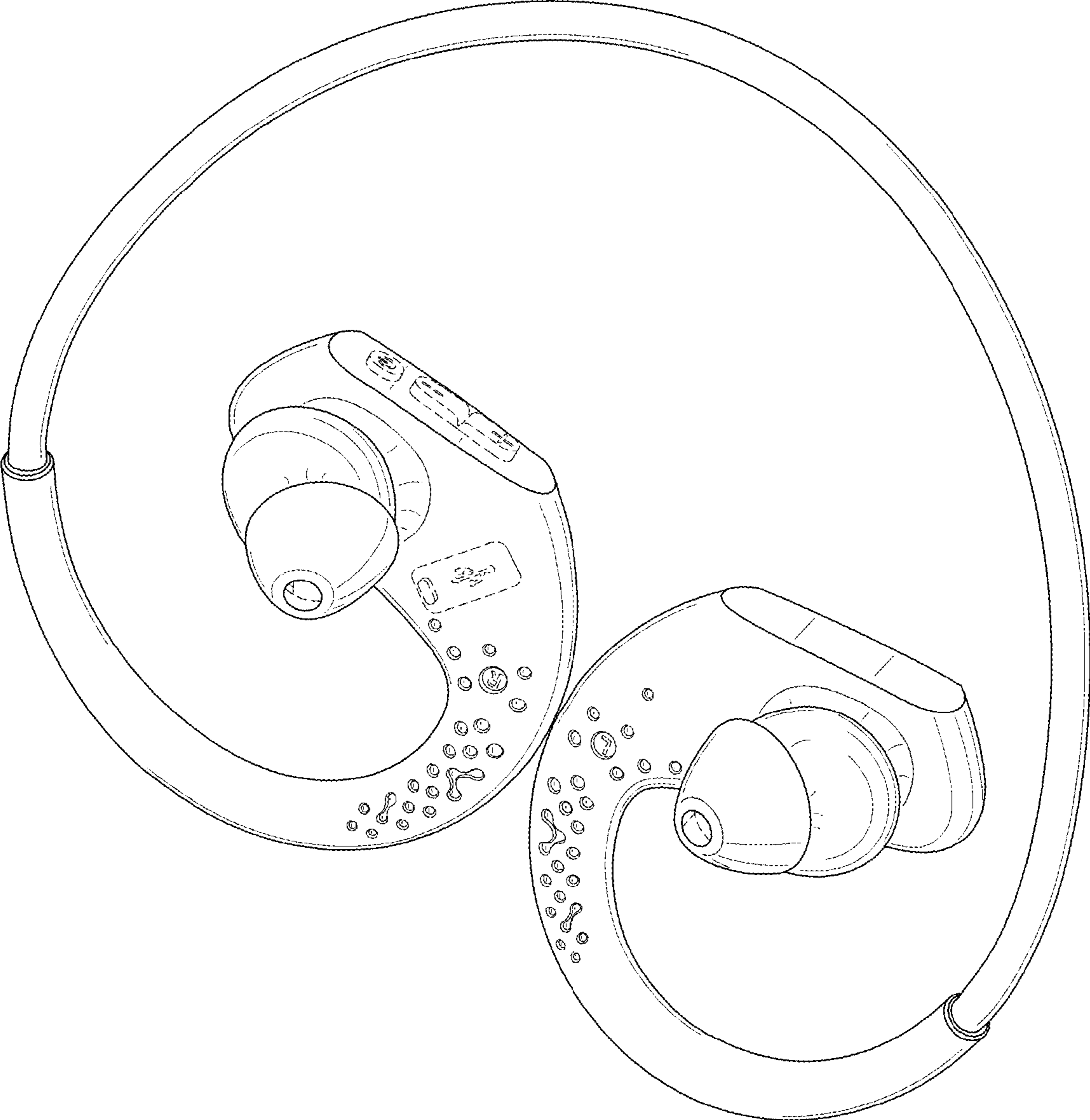


FIG. 1

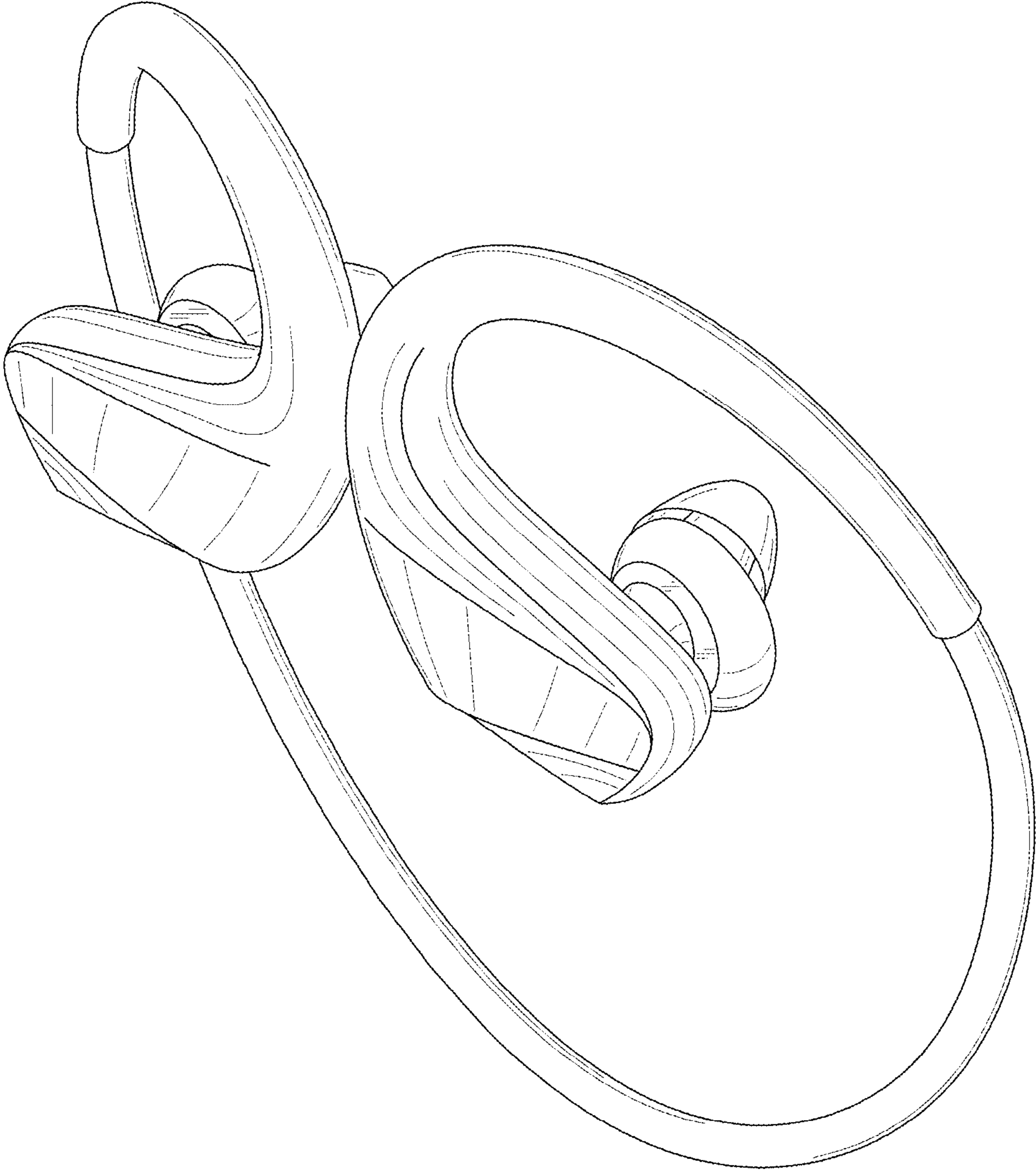


FIG. 2

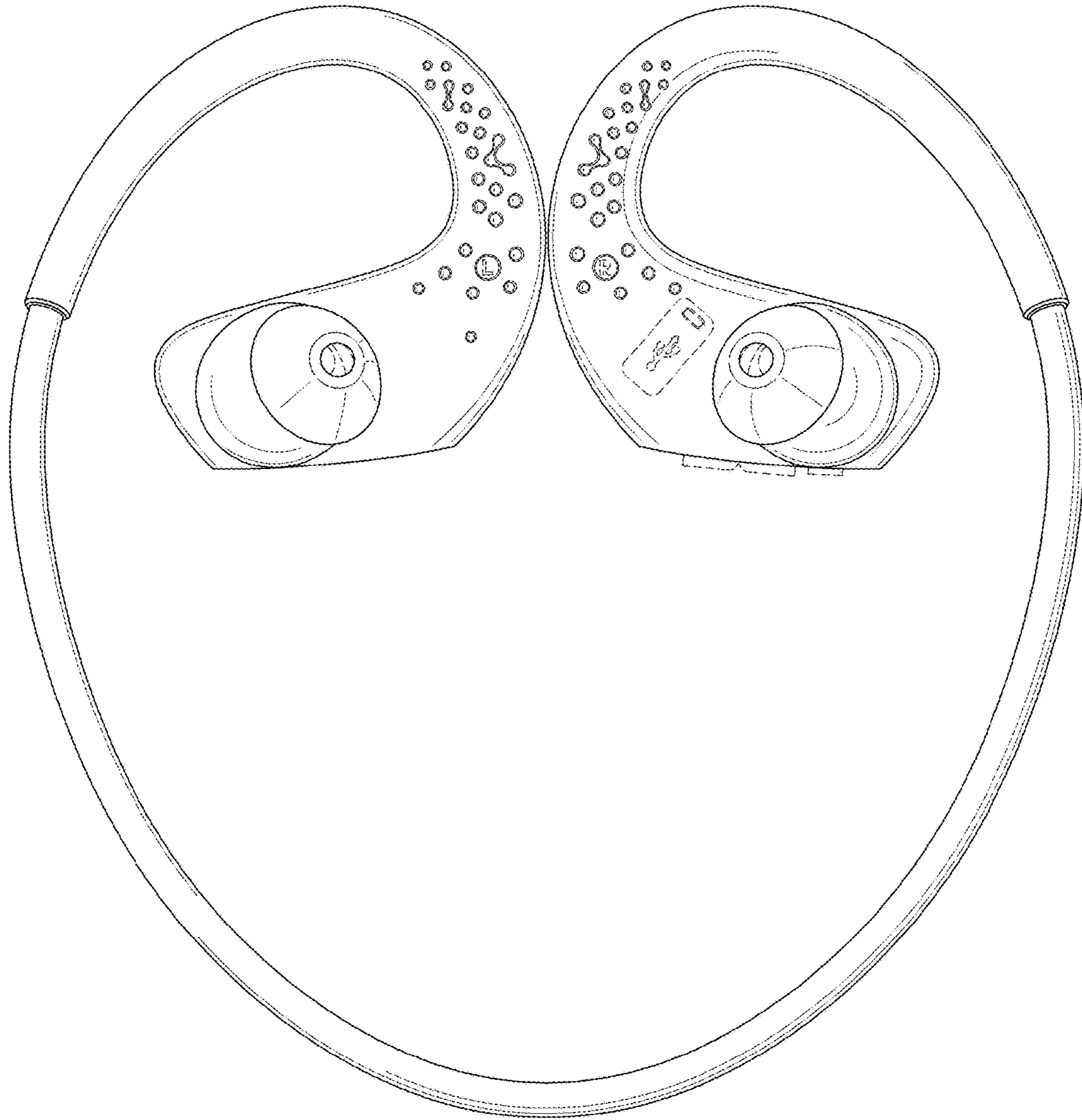


FIG. 3

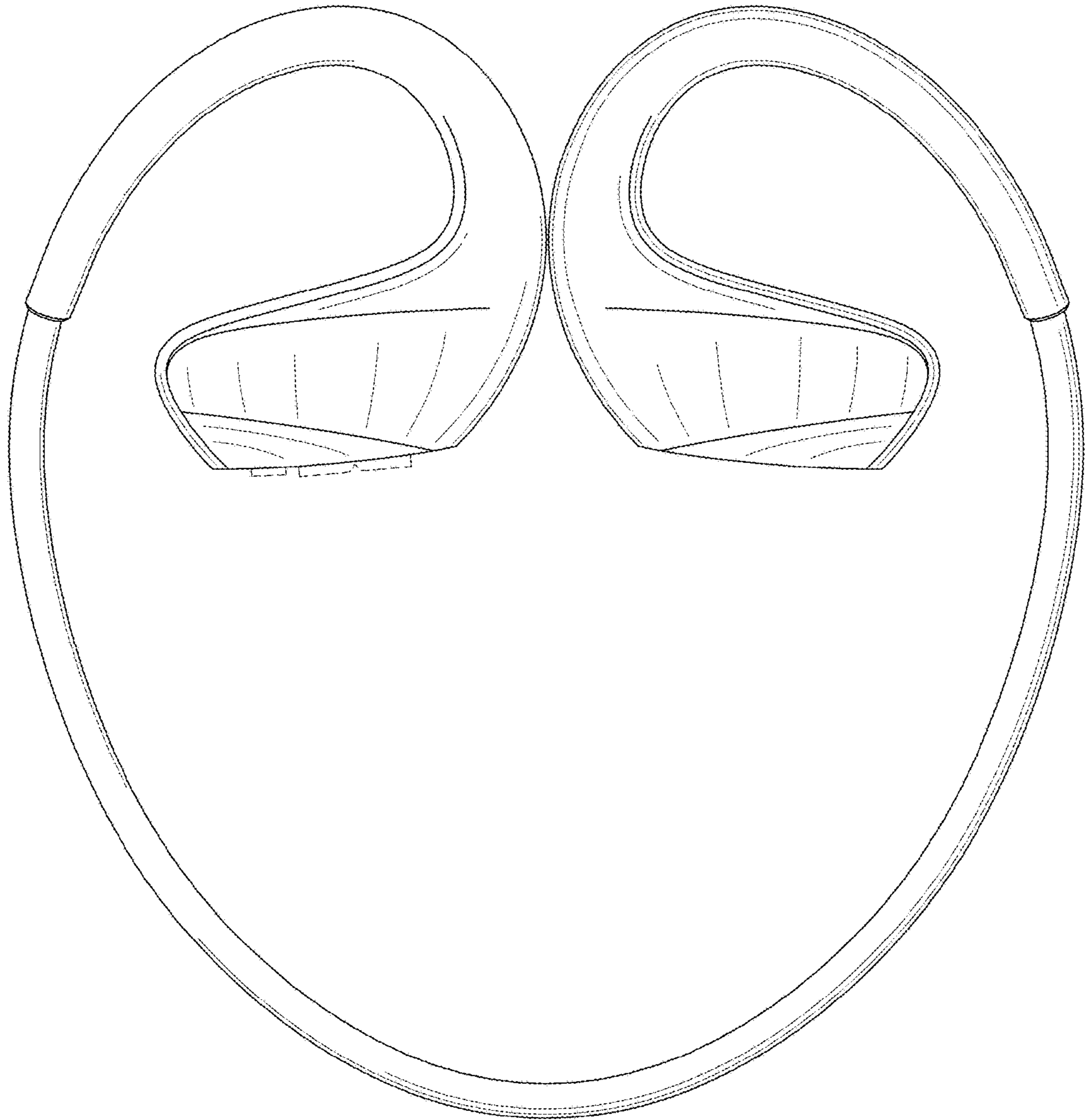


FIG. 4

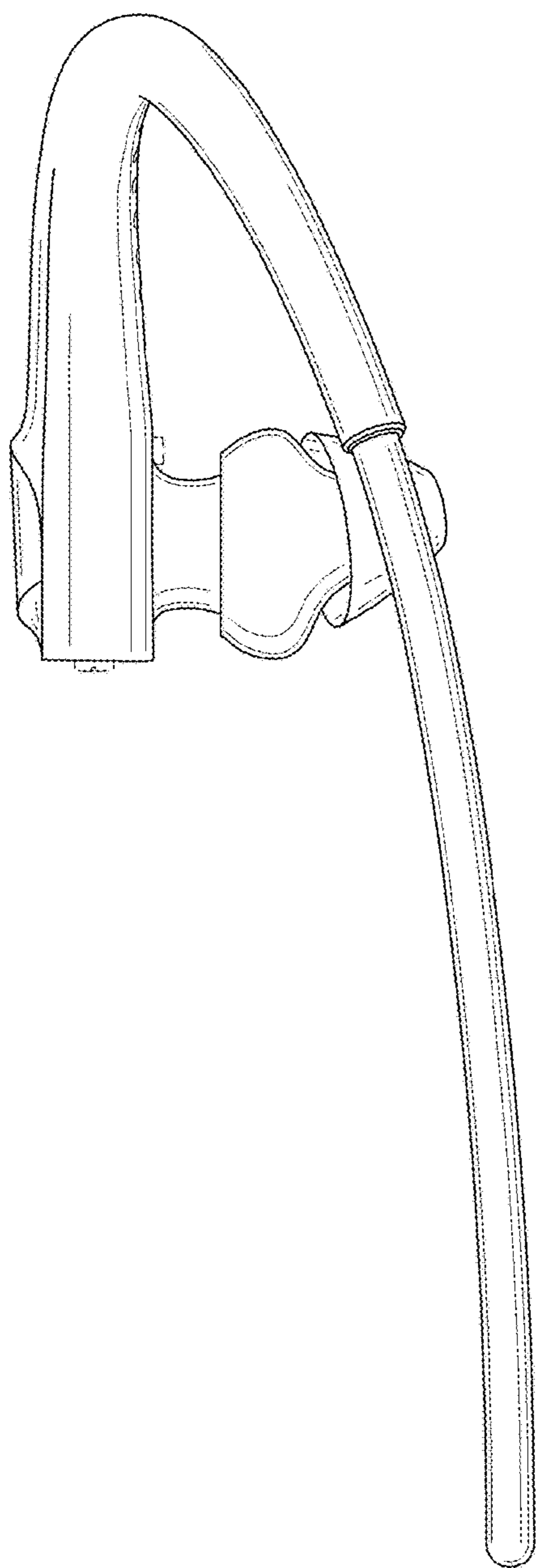


FIG. 5

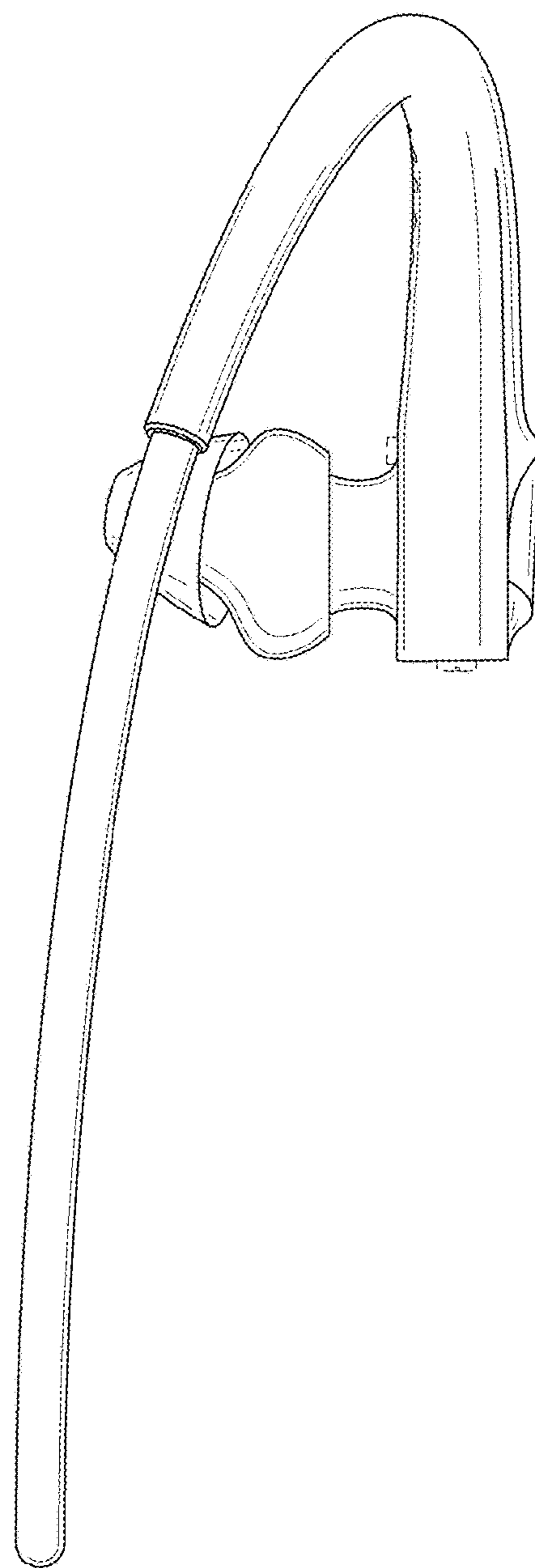


FIG. 6

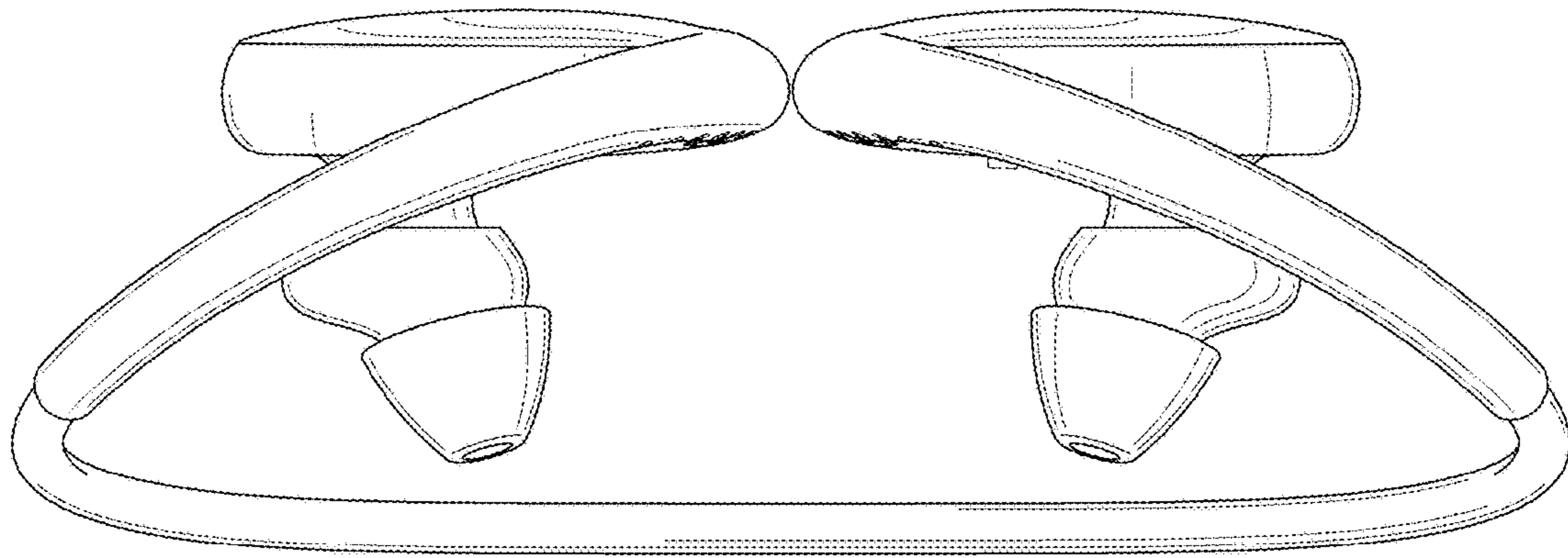


FIG. 7

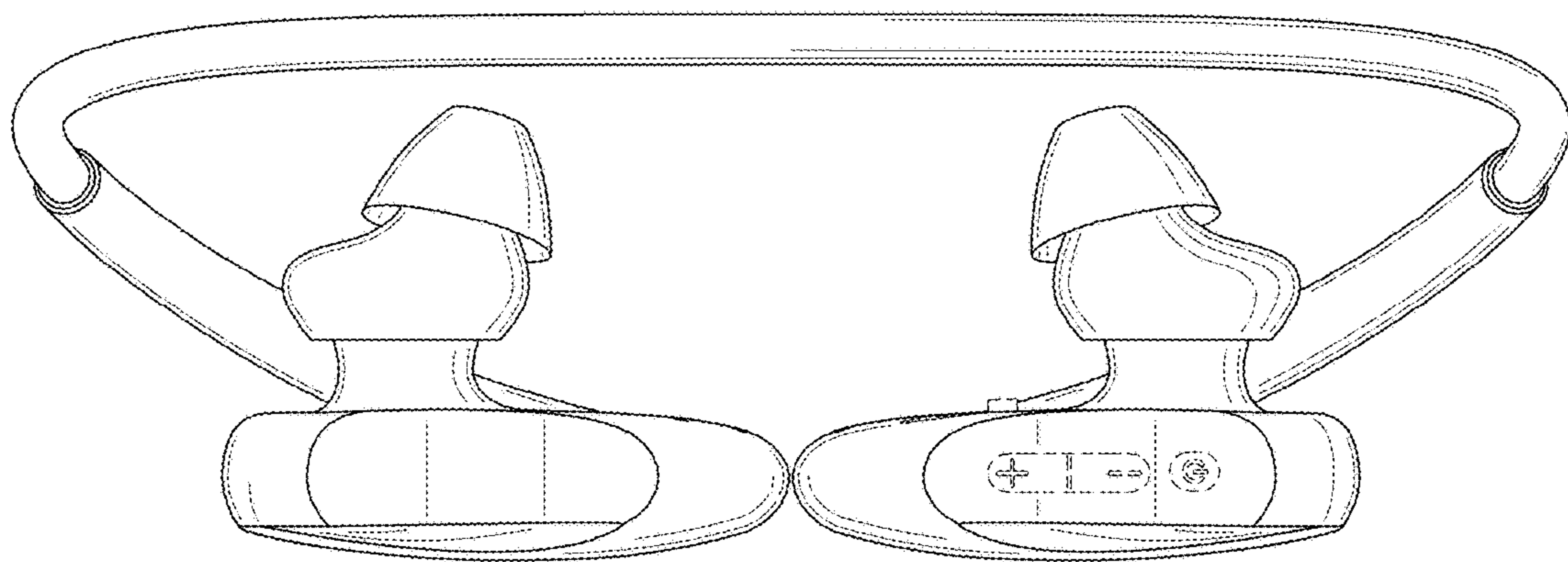


FIG. 8