

US00D825521S

(12) **United States Design Patent** (10) **Patent No.:** **US D825,521 S**  
**Yagisawa et al.** (45) **Date of Patent:** **\*\* Aug. 14, 2018**

(54) **REMOTE CONTROLLER FOR HOUSEHOLD APPLIANCE**

(56) **References Cited**

U.S. PATENT DOCUMENTS

(71) Applicant: **MITSUBISHI ELECTRIC CORPORATION**, Tokyo (JP)  
(72) Inventors: **Takaki Yagisawa**, Tokyo (JP); **Kenshiro Kitamura**, Tokyo (JP); **Chiyo Yoshimura**, Tokyo (JP); **Daisuke Iizawa**, Tokyo (JP); **Ryo Yoshida**, Tokyo (JP); **Saika Tashiro**, Tokyo (JP)  
(73) Assignee: **Mitsubishi Electric Corporation**, Tokyo (JP)  
(\*\*) Term: **15 Years**

D303,111 S *	8/1989	Paley .....	D14/374
D321,172 S *	10/1991	Moore, IV .....	D14/389
D452,497 S *	12/2001	Tani .....	D14/374
D452,689 S *	1/2002	Tani .....	D14/374
D549,667 S *	8/2007	Huang .....	D13/168
D589,531 S *	3/2009	Fullerton .....	D14/496
D590,374 S *	4/2009	Madonna .....	D14/218
D610,475 S *	2/2010	Beers .....	D10/50
D642,081 S *	7/2011	Kashimoto .....	D10/49
D645,045 S *	9/2011	Cacioppo .....	D14/218
D678,084 S *	3/2013	Beland .....	D10/50
D680,458 S *	4/2013	Corso .....	D10/104.1
D684,193 S *	6/2013	Maier .....	D14/496
D696,636 S *	12/2013	Sakai .....	D13/168
D713,811 S *	9/2014	Isaacs .....	D14/138 AA
D727,901 S *	4/2015	Nishimura .....	D14/383
D743,916 S *	11/2015	Sakai .....	D13/168

(Continued)

(21) Appl. No.: **29/593,206**

*Primary Examiner* — Jeffrey D Asch

(22) Filed: **Feb. 7, 2017**

*Assistant Examiner* — Rebekah A Caruso

(30) **Foreign Application Priority Data**

Aug. 9, 2016 (JP) ..... 2016-017052

(51) **LOC (11) Cl.** ..... **14-03**

(52) **U.S. Cl.**  
USPC ..... **D14/168**

(58) **Field of Classification Search**  
USPC ..... D14/218, 240, 374, 383, 384, 434, 496,  
D14/203.3, 203.7; D13/168, 107, 108,  
D13/162, 162.1; D10/104.1, 106.1,  
D10/106.5, 106.6, 106.95, 49, 50;  
D7/602, 610; D3/218; 455/419, 420, 92,  
455/352  
CPC ..... H04N 5/4403; H01H 9/0235; H03J 9/00;  
H04B 1/205; G08C 2201/00; G08C  
2201/30; G08C 2201/40; G08C 2201/41;  
G08C 2201/42; G08C 2201/91; G08C  
2201/92

See application file for complete search history.

(74) *Attorney, Agent, or Firm* — Studebaker & Brackett PC

(57) **CLAIM**

The ornamental design for a remote controller for household appliance, as shown and described.

**DESCRIPTION**

FIG. 1 is a perspective view of the front, right and top sides of a remote controller for household appliance showing our new design;

FIG. 2 is a front view thereof;

FIG. 3 is a rear view thereof;

FIG. 4 is a left side view thereof;

FIG. 5 is a right side view thereof;

(Continued)

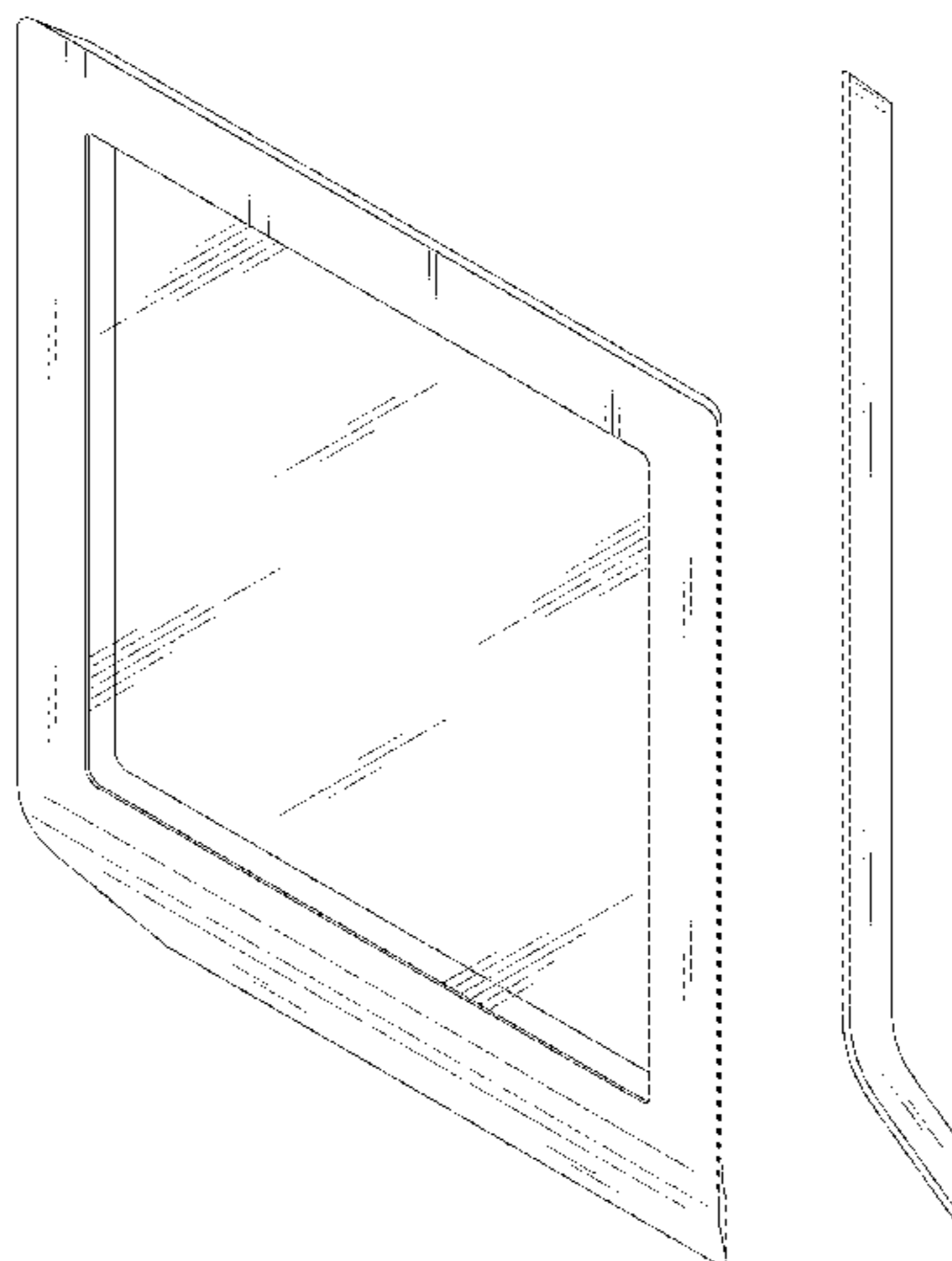


FIG. 6 is a top view thereof; and,  
FIG. 7 is a bottom view thereof.

**1 Claim, 5 Drawing Sheets**

(56)

**References Cited**

U.S. PATENT DOCUMENTS

D755,132 S *	5/2016	Kashimoto .....	D13/168
D770,449 S *	11/2016	Bae .....	D14/341
D771,628 S *	11/2016	Bae .....	D14/341
D784,332 S *	4/2017	Hsu .....	D14/383
D786,254 S *	5/2017	Yum .....	D14/138 G
D790,369 S *	6/2017	Sinha .....	D10/60
D802,590 S *	11/2017	Bae .....	D14/374
D802,591 S *	11/2017	Bae .....	D14/374
D810,591 S *	2/2018	Ribbich .....	D10/60
9,890,971 B2 *	2/2018	Ribbich .....	F24F 11/62
D813,868 S *	3/2018	Jou .....	D14/390
D814,321 S *	4/2018	Abdala .....	D10/50
2014/0118271 A1 *	5/2014	Lee .....	G06F 3/0488 345/173

\* cited by examiner

Fig. 1

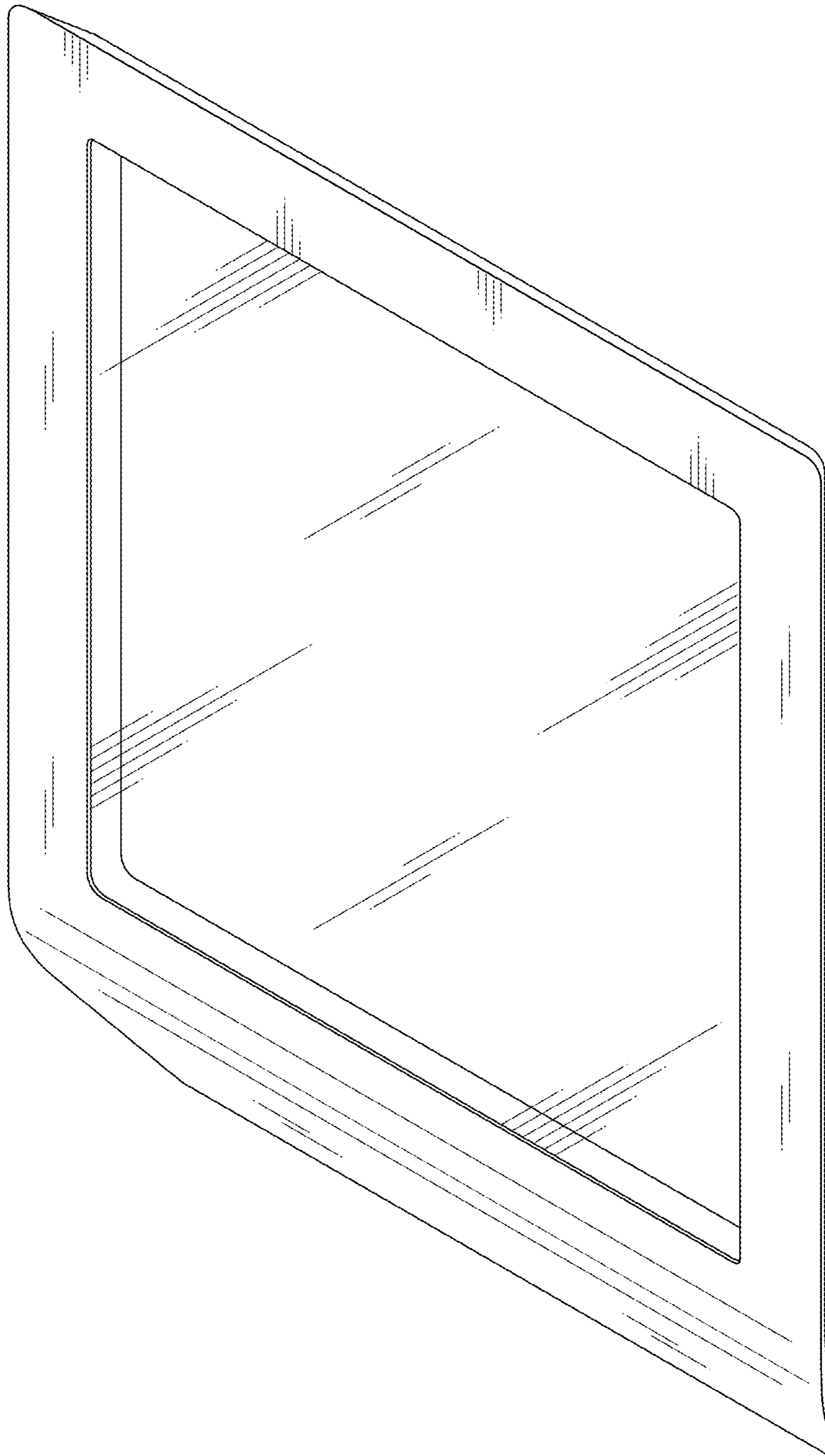


Fig. 2




Fig. 3




Fig. 4




Fig. 5




Fig. 6

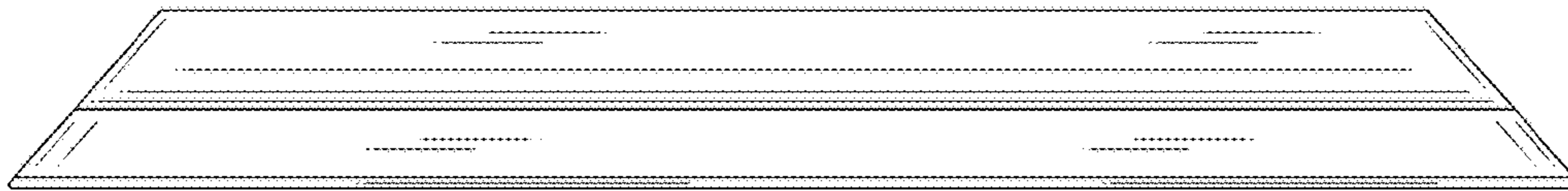


Fig. 7

