



US00D825515S

(12) **United States Design Patent** (10) **Patent No.:** **US D825,515 S**
Li et al. (45) **Date of Patent:** **** Aug. 14, 2018**

(54) **MOBILE PHONE**

(71) Applicant: **Gree Electric Appliances, Inc. of Zhuhai, Zhuhai (CN)**

(72) Inventors: **Yubin Li, Zhuhai (CN); Huanlong Wu, Zhuhai (CN); Zhimin Tang, Zhuhai (CN); Honglei Lv, Zhuhai (CN); Xing Xie, Zhuhai (CN)**

(73) Assignee: **Gree Electric Appliances, Inc. of Zhuhai, Zhuhai (CN)**

(**) Term: **15 Years**

(21) Appl. No.: **29/576,326**

(22) Filed: **Sep. 1, 2016**

(30) **Foreign Application Priority Data**

Mar. 2, 2016 (CN) 2016 3 0058069

(51) **LOC (11) Cl.** **14-03**

(52) **U.S. Cl.**
USPC **D14/138 G**

(58) **Field of Classification Search**
USPC D14/315-318, 341, 342, 345, 346, 203.1, D14/203.3, 218, 496, 388, 389, 138 AA, D14/138 AB, 138 AC, 138 AD, 138 C, D14/138 G, 138 R, 248; D21/329
CPC G06F 1/1652; G06F 1/1626; H04M 1/027; H04M 1/0202; H04M 1/0279; H04M 1/0235; H04M 1/0237; H04M 1/0239; H04M 1/0266; H04M 1/0268; H04M 1/0295

See application file for complete search history.

(56) **References Cited**

U.S. PATENT DOCUMENTS

D676,008 S * 2/2013 Park D14/138 G
D697,507 S * 1/2014 Yu D14/341
D698,328 S * 1/2014 Joung D14/138 G
D706,735 S * 6/2014 Yoo D14/138 G

D709,474 S * 7/2014 Kim D14/138 G
D713,370 S * 9/2014 Cha D14/138 G
D714,751 S * 10/2014 Kim D14/138 G
D720,712 S * 1/2015 Park D14/138 G

(Continued)

FOREIGN PATENT DOCUMENTS

CN 303816205 * 8/2016
CN 303854714 * 9/2016
CN 303862965 * 9/2016

OTHER PUBLICATIONS

GREE Smartphone Webpage, no date available, [online], site visited Feb. 2, 2018. Retrieved from url://http://global.gree.com/ywb/productsservices/gree_smartphone/index.shtml.*

Primary Examiner — Jeffrey D Asch
Assistant Examiner — Tracey J Bell

(74) *Attorney, Agent, or Firm* — Sheppard Mullin Richter & Hampton LLP

(57) **CLAIM**

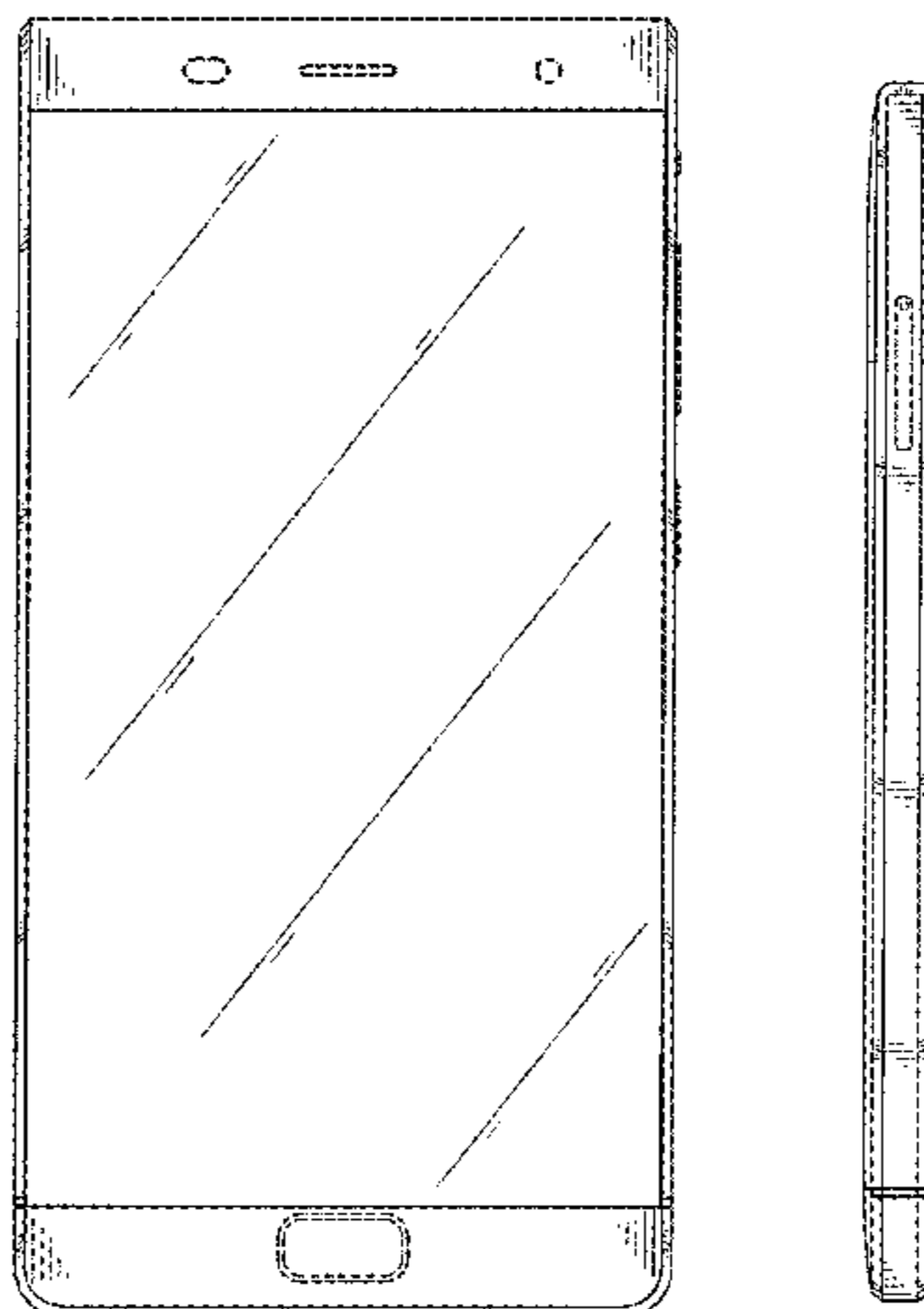
The ornamental design for a mobile phone, as shown and described.

DESCRIPTION

FIG. 1 is a top, front and right side perspective view of a mobile phone, in accordance with the invention;
FIG. 2 is a rear and left side perspective view thereof;
FIG. 3 is a front view thereof;
FIG. 4 is a rear view thereof;
FIG. 5 is a left side view thereof;
FIG. 6 is a right side view thereof;
FIG. 7 is a top view thereof; and,
FIG. 8 is a bottom view thereof.

The ornamental design which is claimed is shown in solid lines in the drawings. The broken lines in the drawings illustrate portions of the mobile phone, which form no part of the claimed design.

1 Claim, 8 Drawing Sheets



(56)

References Cited

U.S. PATENT DOCUMENTS

D722,582 S *	2/2015	Kim	D14/138 G
D746,250 S *	12/2015	Chu	D14/138 G
D753,088 S *	4/2016	Wu	D14/138 G
D770,999 S *	11/2016	Park	D14/138 G
D798,258 S *	9/2017	Park	D14/138 AB
D801,947 S *	11/2017	Gordon	D14/138 G
2014/0004906 A1 *	1/2014	Chi	H04B 1/38 455/566

* cited by examiner




FIG. 1




FIG. 2

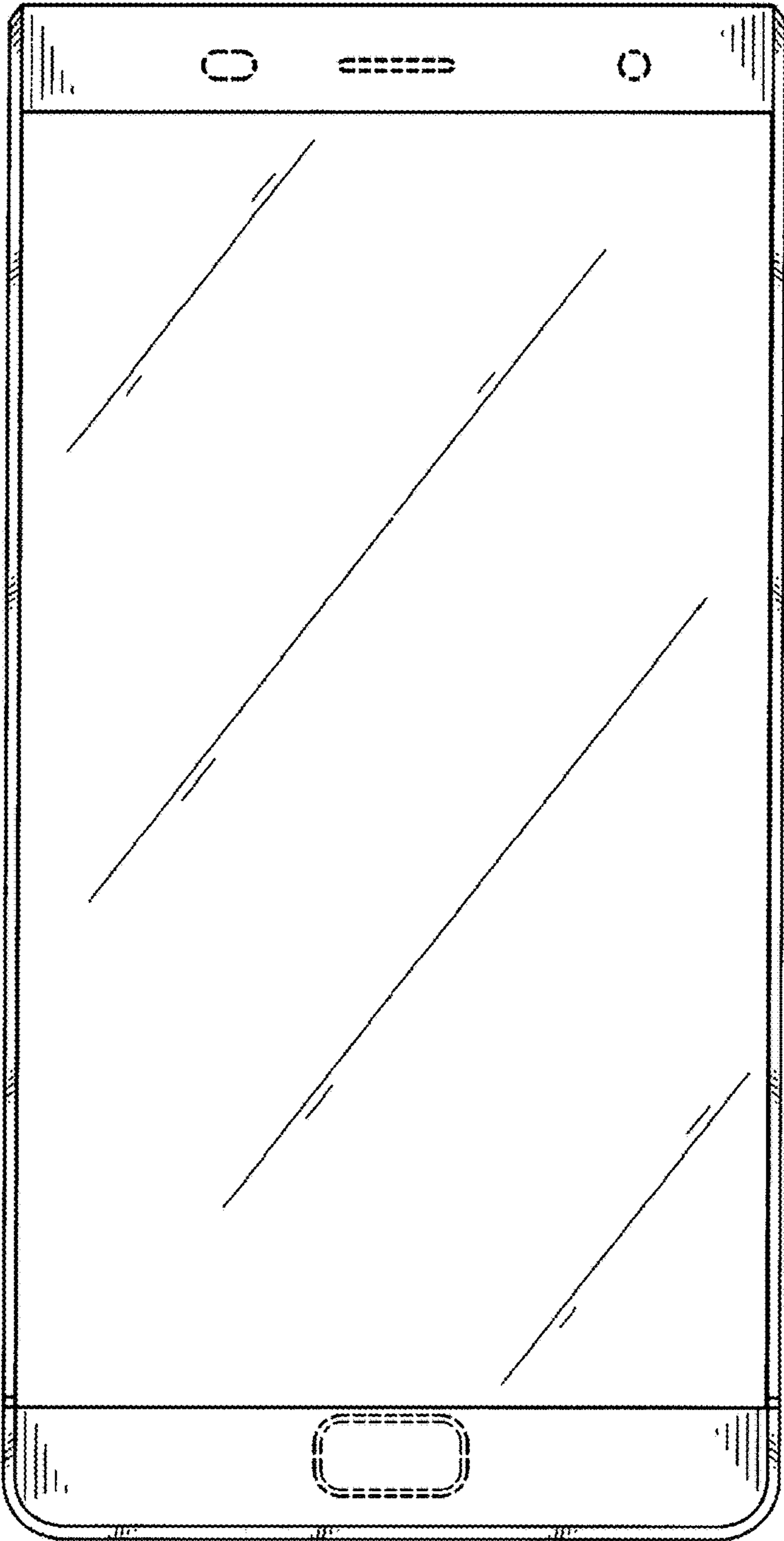


FIG. 3

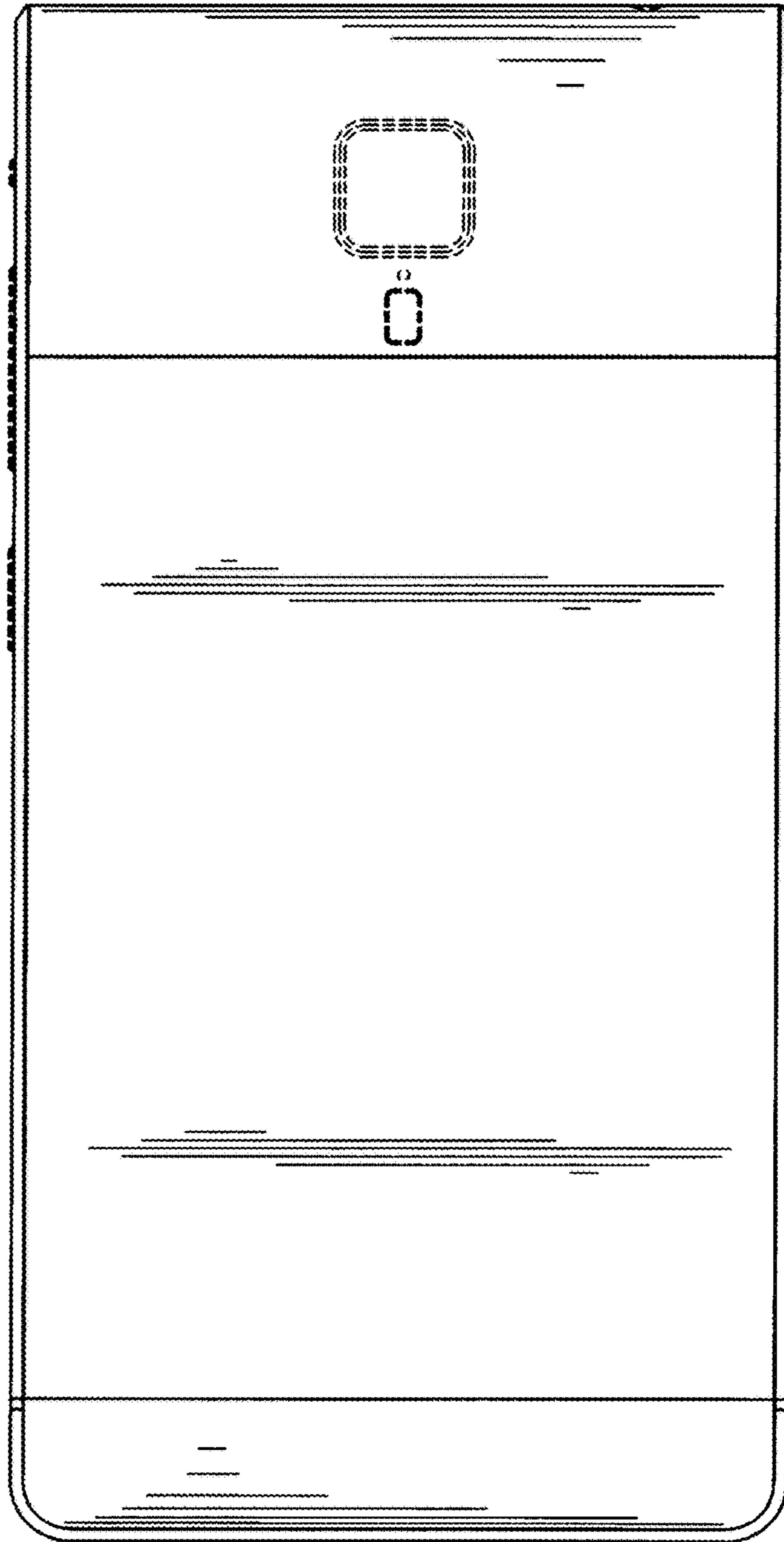


FIG. 4



FIG. 5



FIG. 6

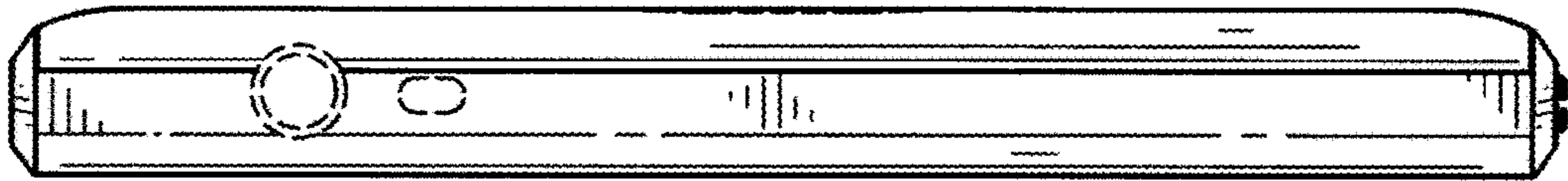


FIG. 7

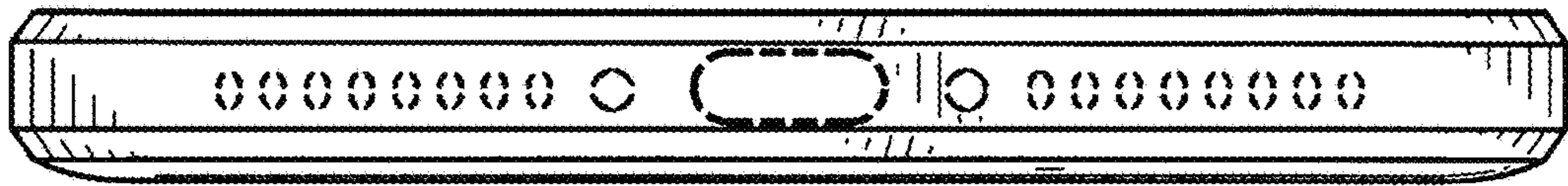


FIG. 8