



US00D825469S

(12) **United States Design Patent** (10) **Patent No.:** **US D825,469 S**
Pan et al. (45) **Date of Patent:** **** Aug. 14, 2018**

(54) **GROUND FAULT CIRCUIT INTERRUPTER**

(71) Applicant: **Ze Chen**, Yueqing (CN)

(72) Inventors: **Xincheng Pan**, Huizhou (CN); **Gui Chen**, Wenzhou (CN); **Hanliang Yu**, Tongzhou (CN)

(73) Assignee: **Ze Chen**, Yueqing (CN)

(**) Term: **15 Years**

(21) Appl. No.: **29/546,145**

(22) Filed: **Nov. 19, 2015**

(51) **LOC (11) Cl.** **13-03**

(52) **U.S. Cl.**
USPC **D13/139.1**

(58) **Field of Classification Search**
USPC ... D13/139.1–139.8, 137.1–137.4, 147, 154,
D13/108, 156, 146; 439/502, 139;
361/42; D14/433; 1/1; 174/66
CPC H01H 71/62; H01H 73/14; H01H 83/04;
H02G 3/14; H02J 7/0004; A47B 21/06;
H01R 13/4534
See application file for complete search history.

(56) **References Cited**

U.S. PATENT DOCUMENTS

D413,862 S *	9/1999	Huang	D13/139.3
D419,531 S *	1/2000	Keung	D13/139.3
6,278,062 B1 *	8/2001	Sowdon	H02G 3/14 174/66
D451,479 S *	12/2001	Bateson	D13/152
6,329,596 B1 *	12/2001	Justiniano	H02G 3/14 174/66
D462,660 S *	9/2002	Huang	D13/139.3
D470,108 S *	2/2003	Daoxian	D13/139.3
D494,139 S *	8/2004	Allen, Jr.	D13/139.3
D502,687 S *	3/2005	Sherman	D13/156
7,031,125 B2 *	4/2006	Germain	H01H 73/14 361/42

D532,376 S *	11/2006	Bazayev	D13/139.3
D535,255 S *	1/2007	Bazayev	D13/139.3
7,209,330 B2 *	4/2007	DiSalvo	H01H 71/62 361/42
D542,223 S *	5/2007	Bazayev	D13/139.3
D581,873 S *	12/2008	Zhou	D13/139.6
D611,900 S *	3/2010	Yang	D13/108
D686,159 S *	7/2013	Takahashi	D13/147
D686,577 S *	7/2013	Flagello	D13/152
D693,305 S *	11/2013	Kuo	D13/137.2
D703,139 S *	4/2014	Dodal	D13/139.1
D713,344 S *	9/2014	Padro	D13/139.3
D714,227 S *	9/2014	Buck	D13/154
D715,225 S *	10/2014	Mininger	D13/139.4
D718,243 S *	11/2014	Scholeno	D13/147

(Continued)

Primary Examiner — Rhea Shields

(74) *Attorney, Agent, or Firm* — Mei & Mark LLP

(57) **CLAIM**

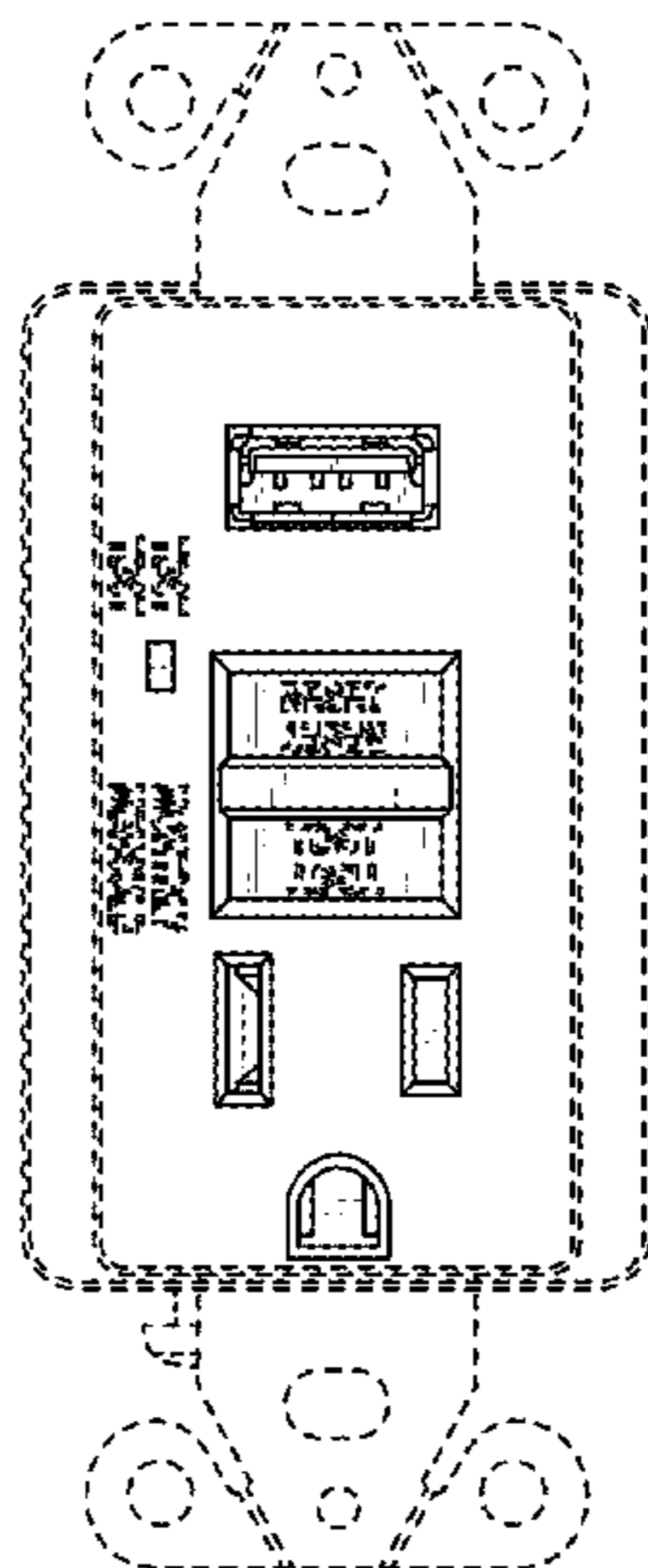
The ornamental design for a ground fault circuit interrupter, as shown and described.

DESCRIPTION

FIG. 1 is a front view of a ground fault circuit interrupter showing a first embodiment of my new design; FIG. 2 is a front top right perspective side view thereof; FIG. 3 is a bottom view thereof; FIG. 4 is a left view thereof; FIG. 5 is a front view of a ground fault circuit interrupter showing a second embodiment of my new design; FIG. 6 is a front top right perspective side view thereof; FIG. 7 is a bottom view thereof; and, FIG. 8 is a left view thereof.

The portions depicted in broken lines are environment and form no part of the claimed design. The portions of the ground fault circuit interrupter not shown in the drawings are not visible during use and form no part of the claimed design.

1 Claim, 4 Drawing Sheets



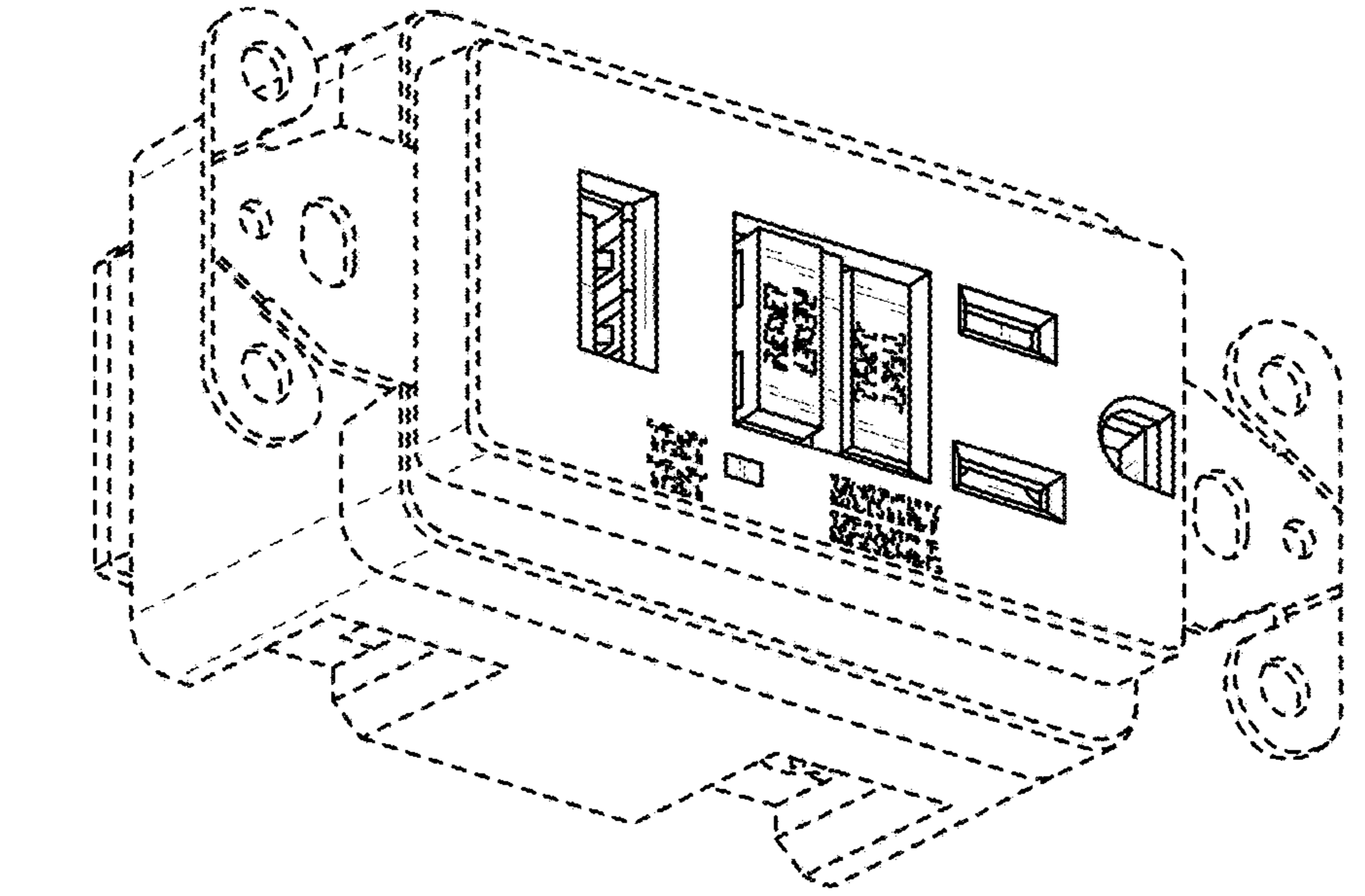


FIG. 2

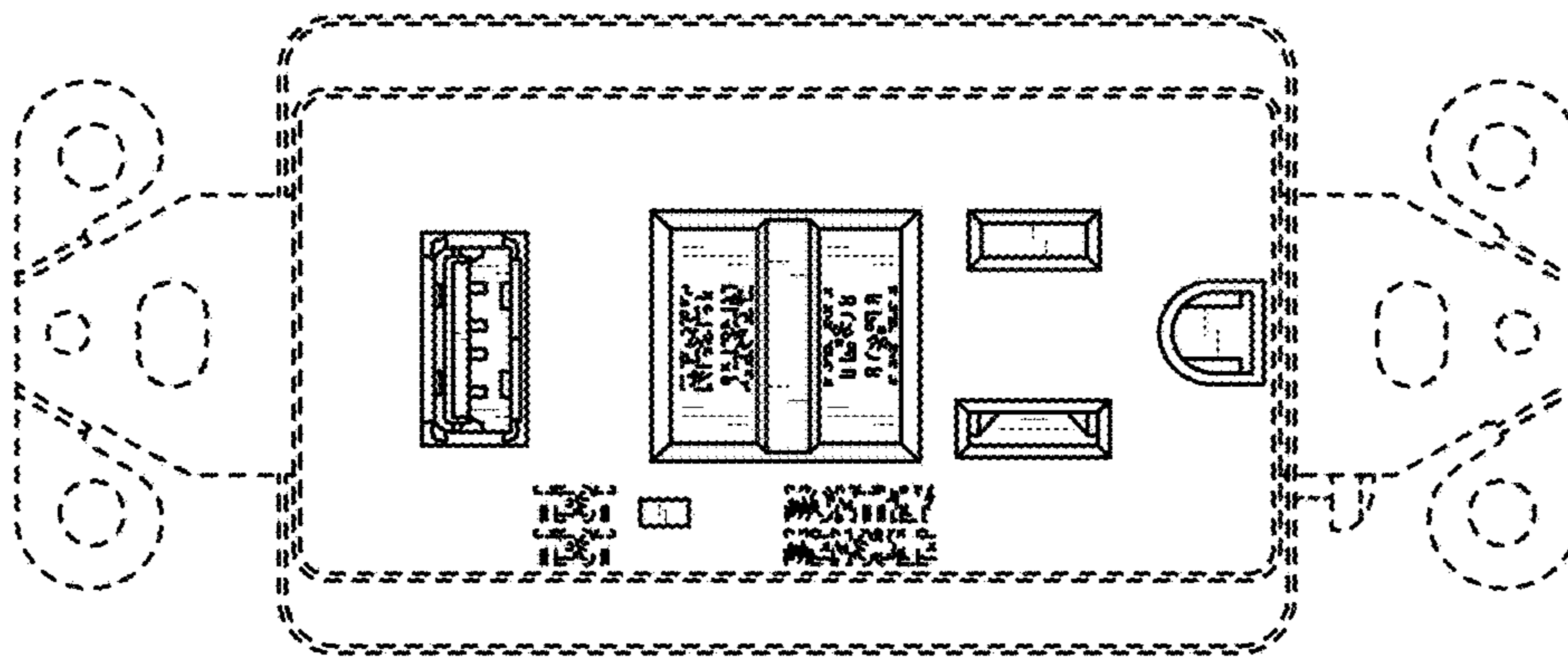


FIG. 1

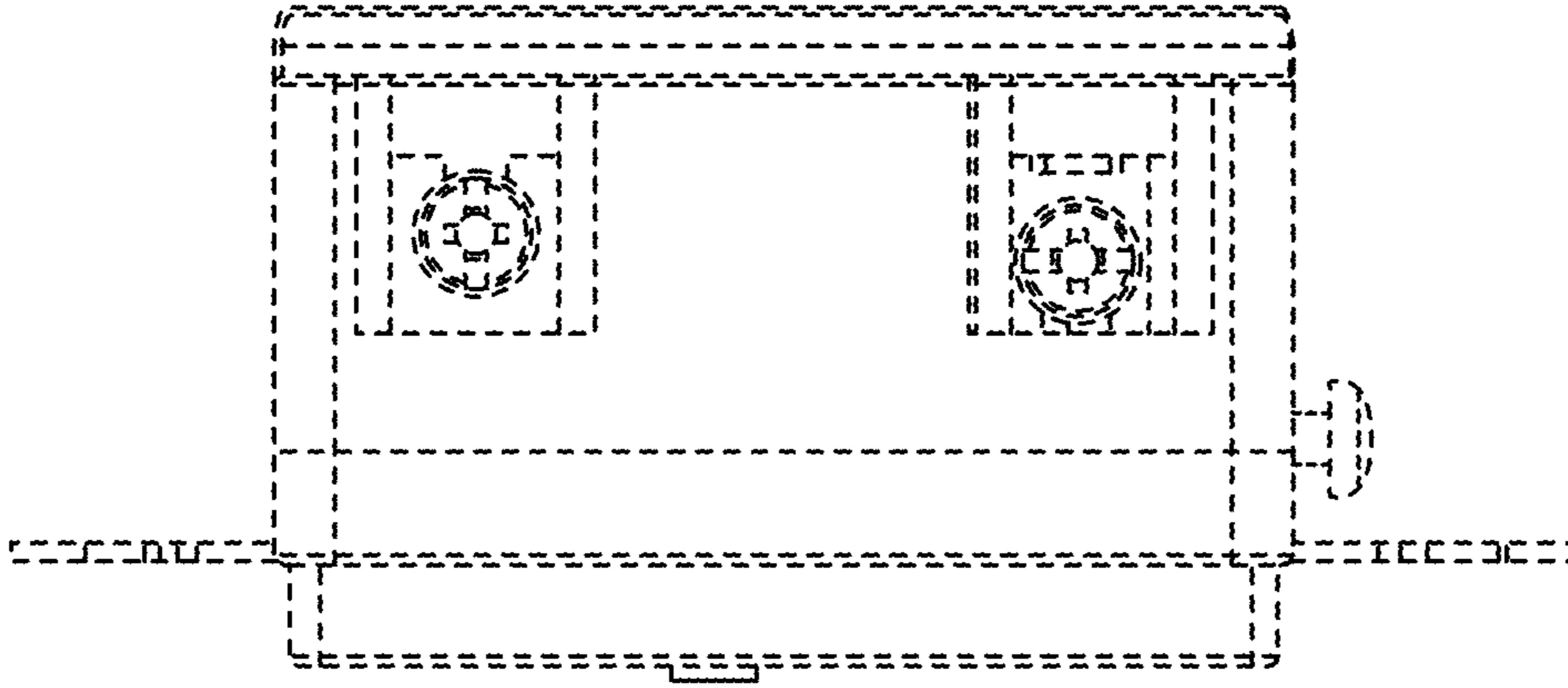


FIG. 4

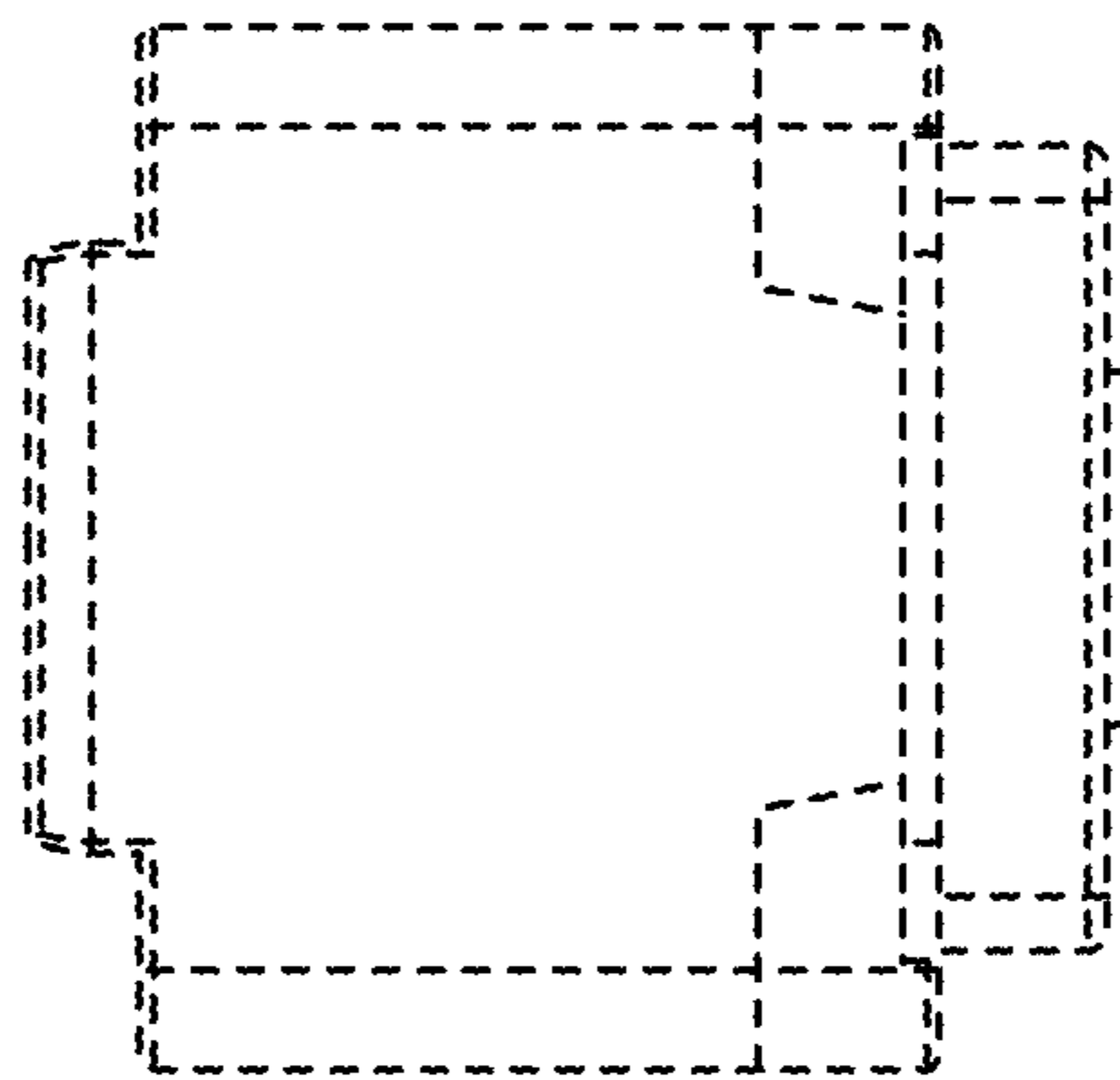


FIG. 3

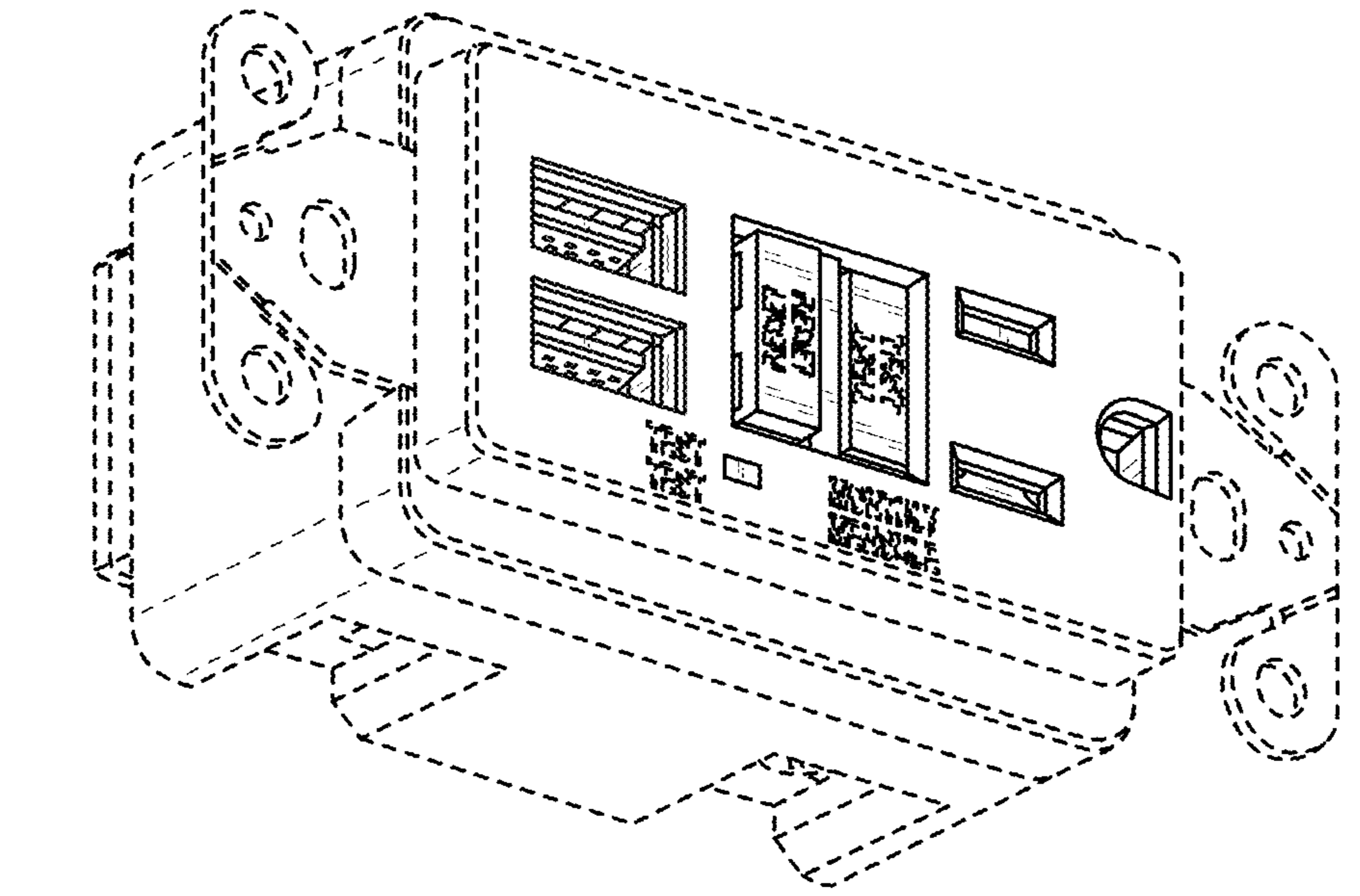


FIG. 5

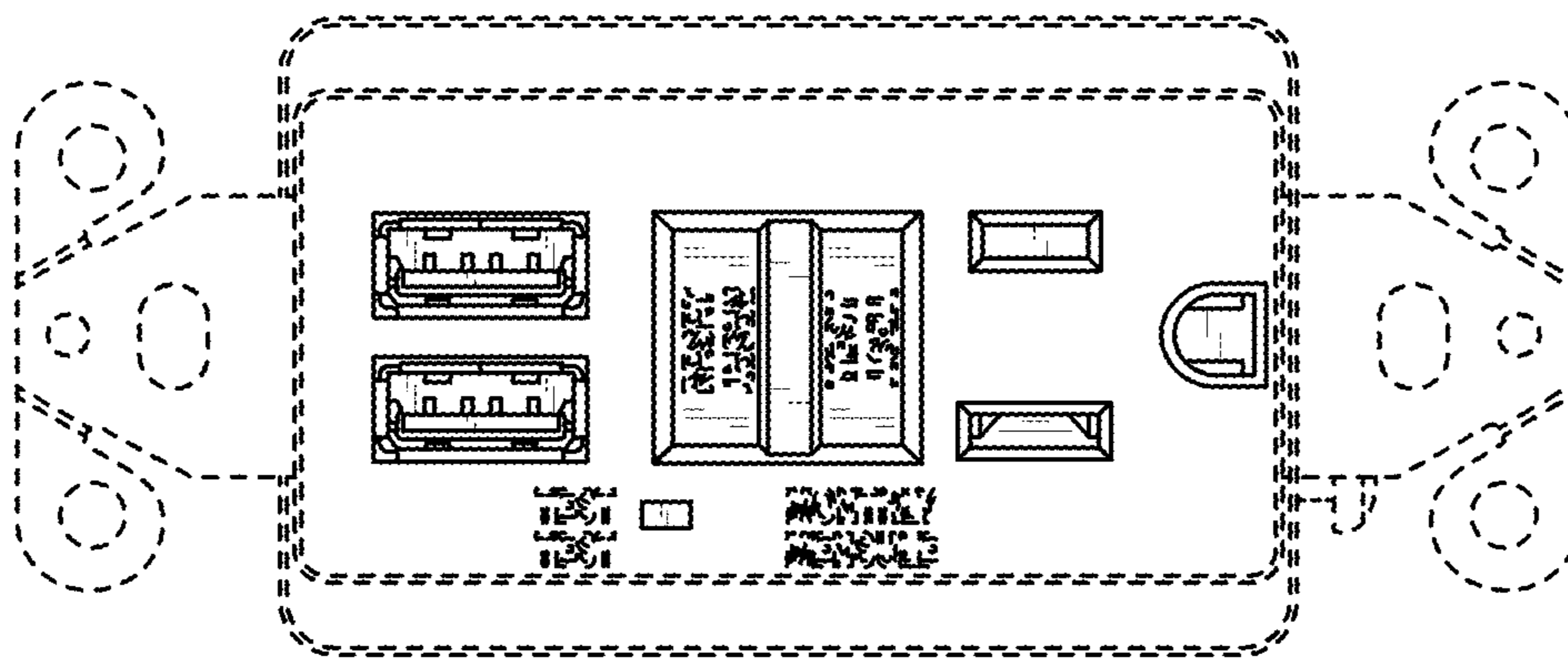


FIG. 6

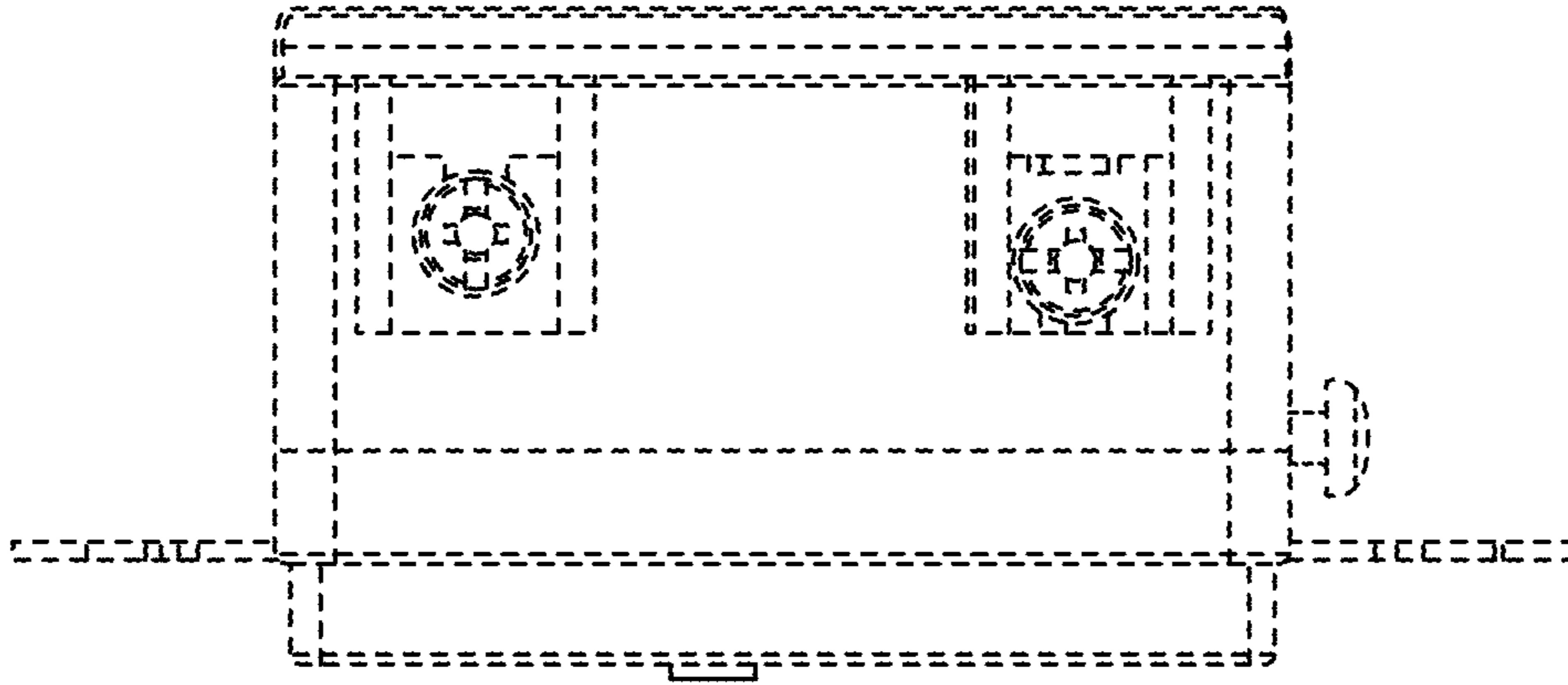


FIG. 8

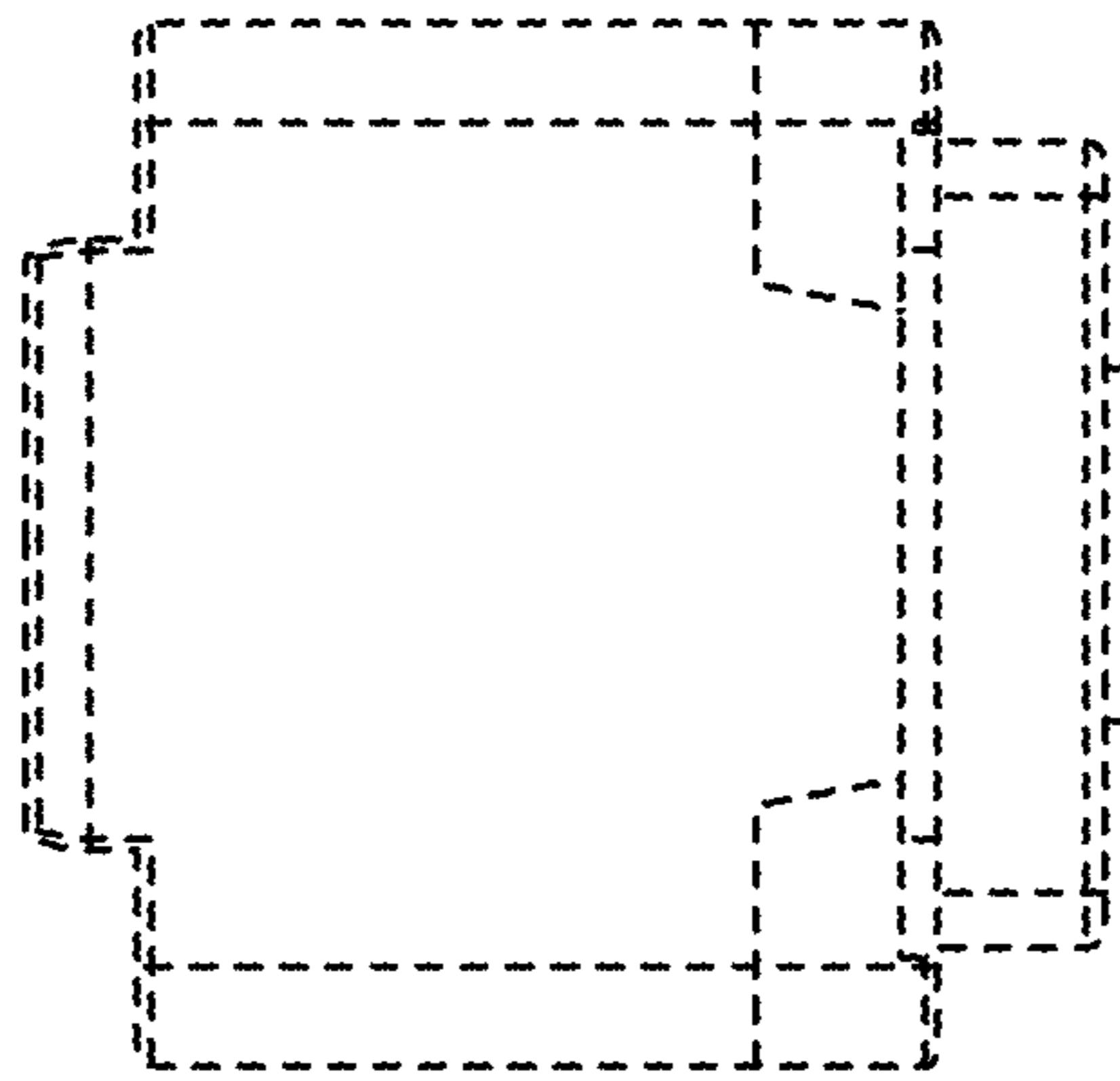


FIG. 7