



US00D825459S

(12) **United States Design Patent**
Xiong

(10) **Patent No.:** **US D825,459 S**

(45) **Date of Patent:** **** Aug. 14, 2018**

(54) **INVERTER**

(71) Applicant: **Shenzhen Segre Electronic Co., Ltd,**
Shenzhen, Guangdong (CN)

(72) Inventor: **Wanglong Xiong,** Fujian (CN)

(73) Assignee: **Shenzhen Segre Electronic Co., Ltd,**
Shenzhen (CN)

(**) Term: **15 Years**

(21) Appl. No.: **29/602,557**

(22) Filed: **May 2, 2017**

(51) **LOC (11) Cl.** **13-02**

(52) **U.S. Cl.**
USPC **D13/110**

(58) **Field of Classification Search**

USPC D13/110, 108, 118, 123, 162, 168, 169,
D13/174, 177, 184, 199; D14/257, 432,
D14/438; 174/16.3, 17 R, 17.08;
361/600, 601, 690, 694, 695, 679.01,
361/679.61, 704, 730; 363/141, 142
CPC H05K 5/00; H05K 5/02; H05K 5/0247;
H05K 7/00; H05K 7/20; H05K 7/20136;
H05K 7/20154; H05K 7/209; H05K
7/0042; H02M 7/00; H02M 7/003; H02M
2001/009; H02J 7/0042; Y10T 307/367
See application file for complete search history.

(56) **References Cited**

U.S. PATENT DOCUMENTS

5,742,478 A * 4/1998 Wu H05K 7/20154
361/704
5,949,640 A * 9/1999 Cameron H05K 5/0247
361/600

D427,147 S * 6/2000 Wei D13/110
D437,288 S * 2/2001 Light D13/110
D495,296 S * 8/2004 Hussaini D13/110
D495,297 S * 8/2004 Hriscu D13/110
D544,438 S * 6/2007 Hussaini D13/110
D551,621 S * 9/2007 Iacovelli D13/110
7,298,627 B2 * 11/2007 Hussaini H02J 7/0042
361/753
D654,021 S * 2/2012 Sweeney D13/110
D743,890 S * 11/2015 Liu D13/110

* cited by examiner

Primary Examiner — Derrick Holland


(57) **CLAIM**

The ornamental design for an inverter, as shown and described.

DESCRIPTION

FIG. 1 is a front elevational view of an inverter showing my new design;
FIG. 2 is a rear elevational view thereof;
FIG. 3 is a left side view thereof;
FIG. 4 is a right side view thereof;
FIG. 5 is a top plan view thereof;
FIG. 6 is a bottom plan view thereof;
FIG. 7 is a first perspective view thereof; and,
FIG. 8 is a second perspective view thereof.
The broken lines in the drawings illustrate portions of the inverter which form no part of the claimed design.

1 Claim, 8 Drawing Sheets






Fig. 1




Fig. 2




Fig. 3




Fig. 4

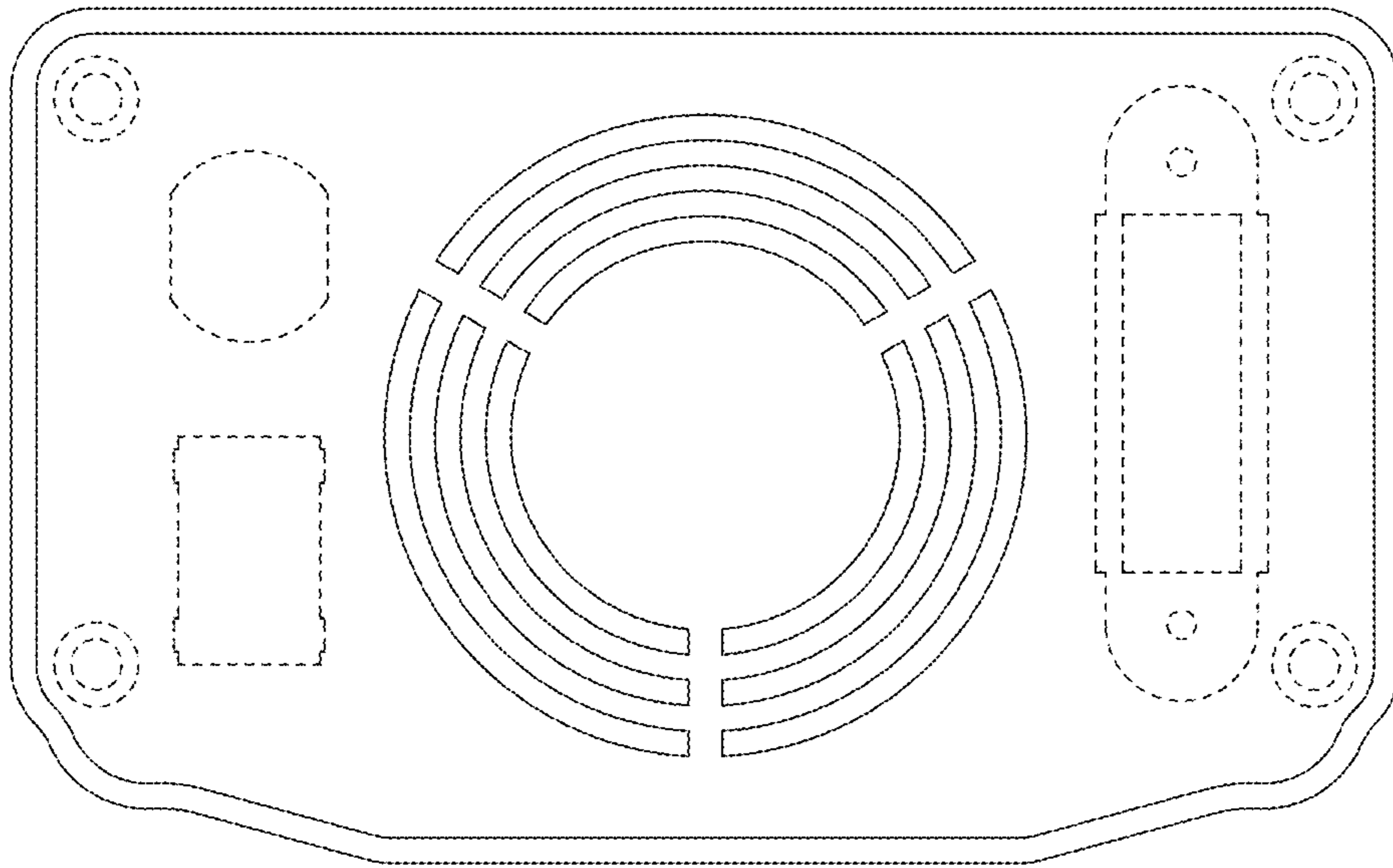


Fig. 5

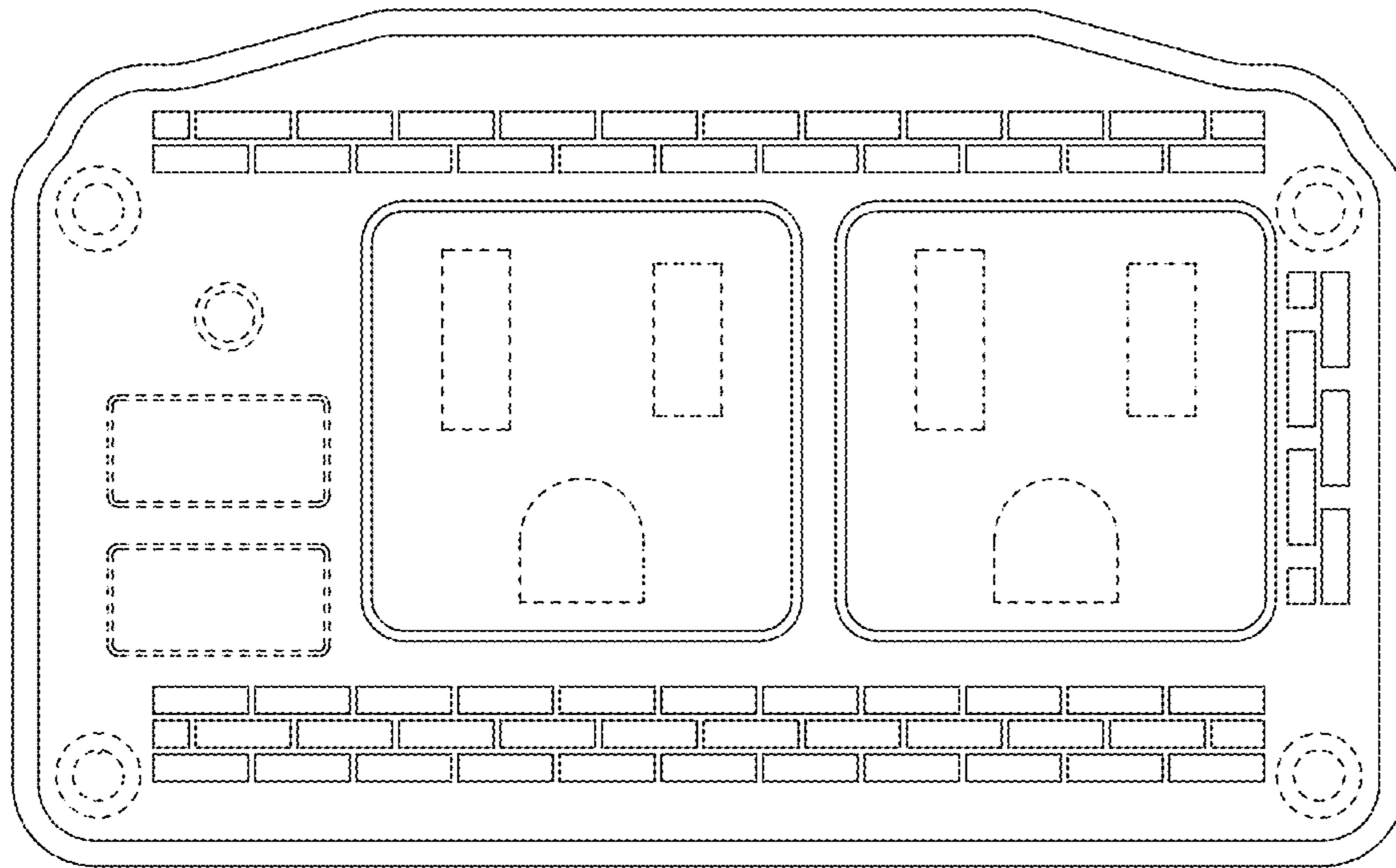


Fig. 6




Fig. 7

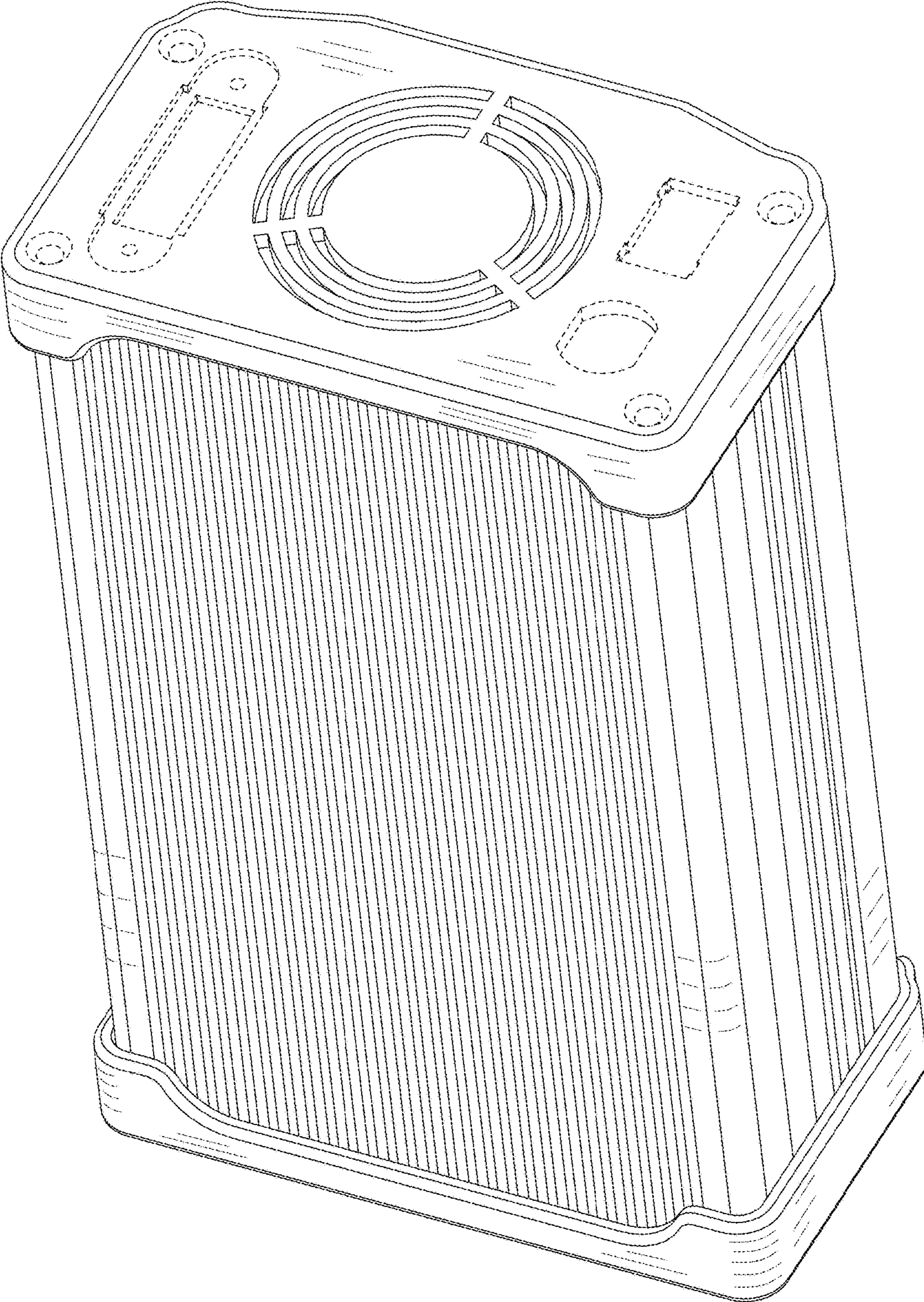


Fig. 8