



US00D825453S

(12) **United States Design Patent**
Catania et al.

(10) **Patent No.:** **US D825,453 S**

(45) **Date of Patent:** **** Aug. 14, 2018**

(54) **PYRAMID SHAPED USB SOLAR CHARGER**

(56)

References Cited

(71) Applicants: **Michael Ross Catania**, Laurel Springs, NJ (US); **Caitlin Badey Catania**, Laurel Springs, NJ (US)

(72) Inventors: **Michael Ross Catania**, Laurel Springs, NJ (US); **Caitlin Badey Catania**, Laurel Springs, NJ (US)

(73) Assignees: **Michael Ross Catania**, Laurel Springs, NJ (US); **Caitlin Badey Catania**, Laurel Springs, NJ (US)

(**) Term: **15 Years**

(21) Appl. No.: **29/617,416**

(22) Filed: **Sep. 13, 2017**

(51) **LOC (11) Cl.** **13-03**

(52) **U.S. Cl.**
USPC **D13/102**

(58) **Field of Classification Search**
CPC H01L 31/00; H01L 31/02; H01L 31/042; H01L 31/045; H01L 31/046; H01L 31/048; H01L 31/05; H01L 31/052; H01L 31/0525; H01L 25/04; H01L 31/04; H01L 31/024; H02S 30/00; H02S 20/10; H02S 20/23; H02S 20/30; H02S 40/34; H02S 40/44; F24J 2/52; F03G 6/00; Y02E 10/50; Y02E 10/50544

See application file for complete search history.

U.S. PATENT DOCUMENTS

D275,876 S *	10/1984	Everett	D13/102
D311,516 S	10/1990	Geisler		
D469,817 S	2/2003	Hargrave		
D574,293 S	8/2008	Devory		
D610,471 S	2/2010	Parikh		
D703,939 S *	5/2014	Akin	D13/102
D706,026 S *	6/2014	Akin	D13/102
D727,252 S *	4/2015	Hoover	D13/102
D728,466 S *	5/2015	Ehram	D13/102
D742,816 S	11/2015	Anker		
D789,882 S *	6/2017	Caviasca	D13/102
D792,635 S	7/2017	Reynolds		
2017/0179321 A1 *	6/2017	Izardel	H01L 31/0504

* cited by examiner

Primary Examiner — Daniel Bui

(57) **CLAIM**

The ornamental design for a pyramid shaped USB solar charger, as shown and described.

DESCRIPTION

FIG. 1 is a front perspective view of a pyramid shaped USB solar charger showing my new design; FIG. 2 is a front elevational view thereof; FIG. 3 is a back elevational view thereof; FIG. 4 is a left elevational view thereof; FIG. 5 is a right elevational view thereof; FIG. 6 is a top plan view thereof; and, FIG. 7 is a bottom plan view thereof.

1 Claim, 7 Drawing Sheets




FIG.1




FIG.2




FIG.3




FIG.4




FIG.5




FIG.6




FIG.7

